


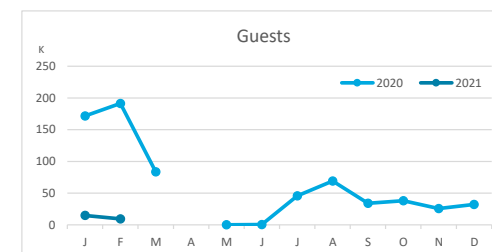
Main tourist accommodation indicators

LANZAROTE (January - February 2021)



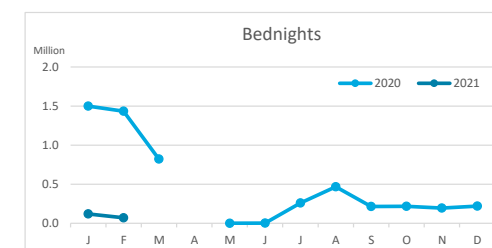
GUESTS BY ACCOMMODATION TYPE (*)

	TOTAL				Breakdown by accommodation type							
					Hotels				Apartments			
	Abroad	Mainland	Canary Islands	Total	Abroad	Mainland	Canary Islands	Total	Abroad	Mainland	Canary Islands	Total
Jan-Feb20	324,013	24,219	14,886	363,118	212,903	20,391	9,469	242,763	111,110	3,828	5,417	120,355
Jan-Feb21	12,986	5,785	5,425	24,196	9,806	4,886	3,171	17,863	3,180	899	2,254	6,333
Change	-311,027	-18,434	-9,461	-338,922	-203,097	-15,505	-6,298	-224,900	-107,930	-2,929	-3,163	-114,022
Change, %	-96.0%	-76.1%	-63.6%	-93.3%	-95.4%	-76.0%	-66.5%	-92.6%	-97.1%	-76.5%	-58.4%	-94.7%



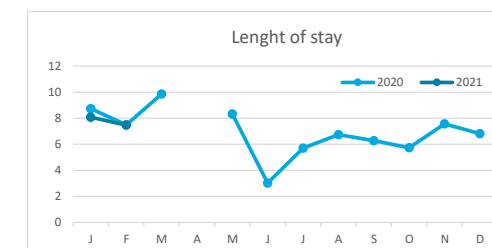
BEDNIGHTS

	TOTAL				Breakdown by accommodation type							
					Hotels				Apartments			
	Abroad	Mainland	Canary Islands	Total	Abroad	Mainland	Canary Islands	Total	Abroad	Mainland	Canary Islands	Total
Jan-Feb20	2,732,591	148,123	52,707	2,933,421	1,622,932	119,907	25,460	1,768,299	1,109,659	28,216	27,247	1,165,122
Jan-Feb21	131,959	36,053	21,675	189,687	84,046	30,934	9,091	124,071	47,913	5,119	12,584	65,616
Change	-2,600,632	-112,070	-31,032	-2,743,734	-1,538,886	-88,973	-16,369	-1,644,228	-1,061,746	-23,097	-14,663	-1,099,506
Change, %	-95.2%	-75.7%	-58.9%	-93.5%	-94.8%	-74.2%	-64.3%	-93.0%	-95.7%	-81.9%	-53.8%	-94.4%

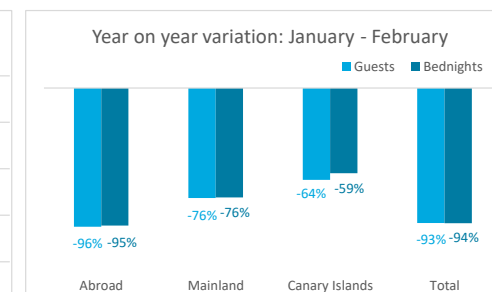
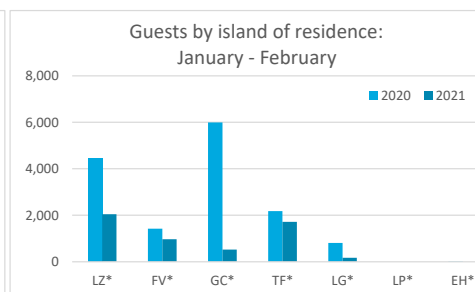
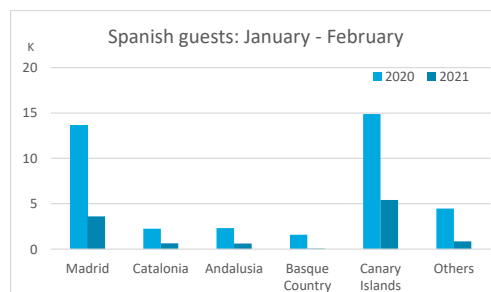
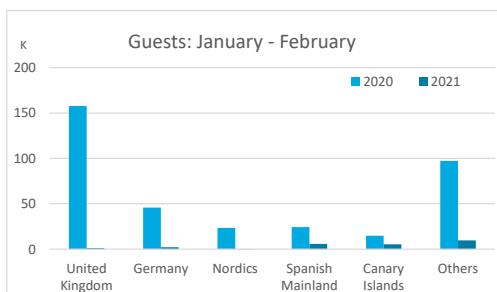


LENGHT OF STAY

	TOTAL				Breakdown by accommodation type							
					Hotels				Apartments			
	Abroad	Mainland	Canary Islands	Total	Abroad	Mainland	Canary Islands	Total	Abroad	Mainland	Canary Islands	Total
Jan-Feb20	8.4	6.1	3.5	8.1	7.6	5.9	2.7	7.3	10.0	7.4	5.0	9.7
Jan-Feb21	10.2	6.2	4.0	7.8	8.6	6.3	2.9	6.9	15.1	5.7	5.6	10.4
Change	1.7	0.1	0.5	-0.2	0.9	0.5	0.2	-0.3	5.1	-1.7	0.6	0.7




GUESTS AND BEDNIGHTS BY PLACE OF RESIDENCE



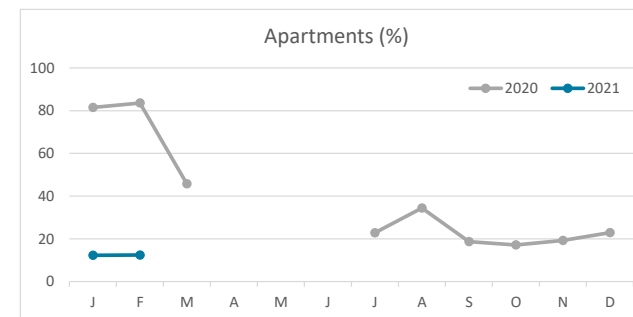
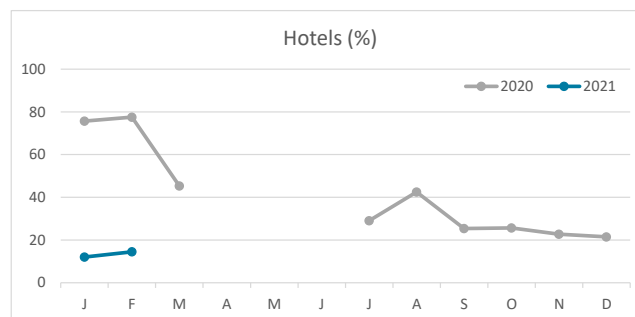
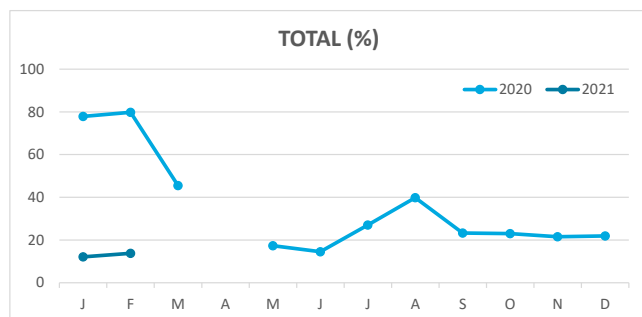
Note: LZ* (Lanzarote), FV* (Fuerteventura), GC* (Gran Canaria), TF* (Tenerife), LG* (La Gomera), LP* (La Palma) and EH* (El Hierro).
TOTAL does not coincide with the sum of hotel and non-hotel accommodations, since between April and June 2020 the breakdown by islands was not published.

Main tourist accommodation indicators

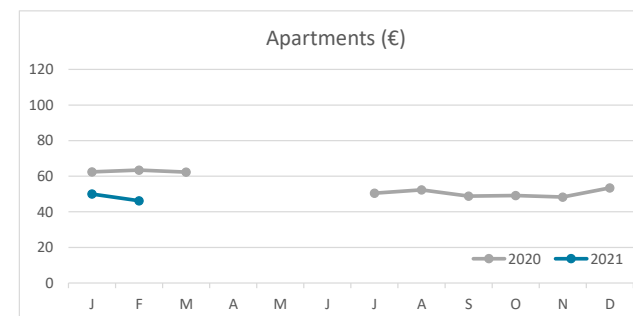
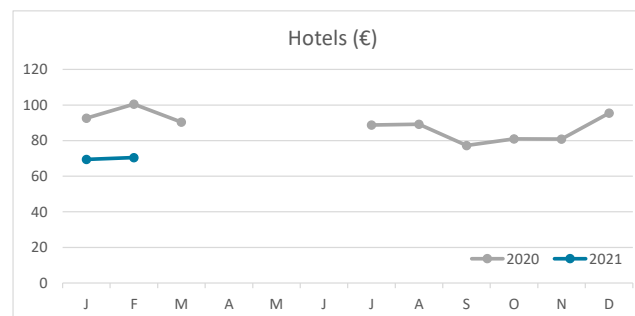
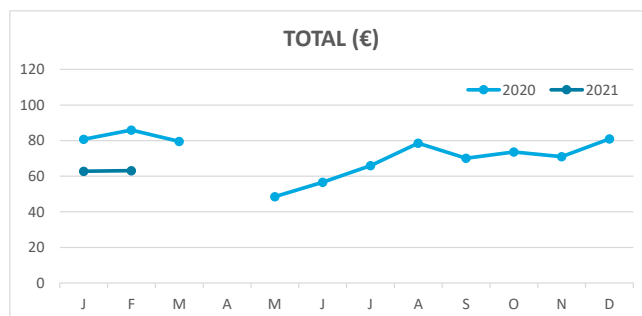
LANZAROTE (January - February 2021)



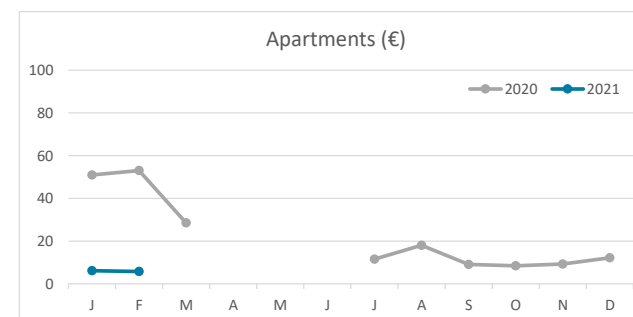
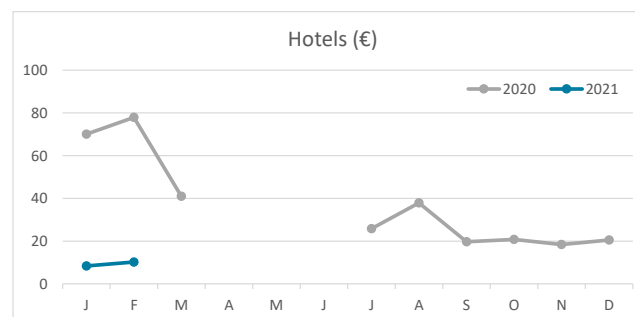
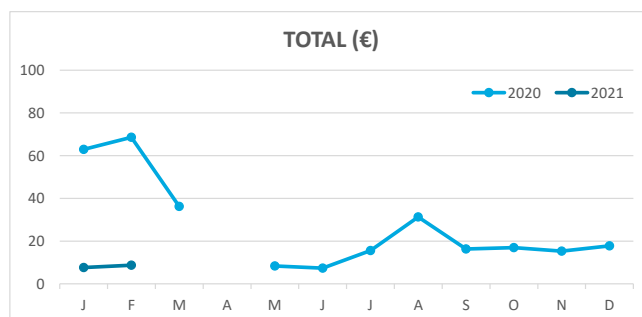
OCCUPANCY RATE PER ROOM / APARTMENT



ADR (Average Daily Rate)



REVPAR (Revenue Per Available Room)



Note: "Guests indicator" refers to number of guests checking in as new arrivals.

Source: Encuestas de Alojamiento Turístico (ISTAC)