


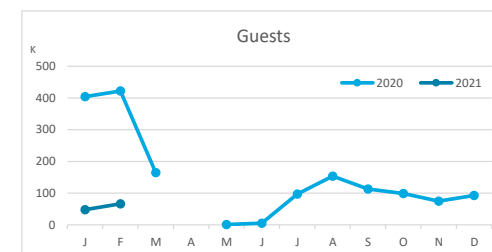
Main tourist accommodation indicators

TENERIFE (January - February 2021)



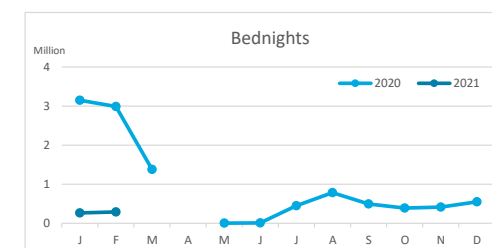
GUESTS BY ACCOMMODATION TYPE (*)

	TOTAL				Breakdown by accommodation type							
					Hotels				Apartments			
	Abroad	Mainland	Canary Islands	Total	Abroad	Mainland	Canary Islands	Total	Abroad	Mainland	Canary Islands	Total
Jan-Feb20	693,939	78,557	53,429	825,925	509,588	71,102	42,269	622,959	184,351	7,455	11,160	202,966
Jan-Feb21	59,559	14,665	39,909	114,133	42,482	13,485	31,435	87,402	17,077	1,180	8,474	26,731
Change	-634,380	-63,892	-13,520	-711,792	-467,106	-57,617	-10,834	-535,557	-167,274	-6,275	-2,686	-176,235
Change, %	-91.4%	-81.3%	-25.3%	-86.2%	-91.7%	-81.0%	-25.6%	-86.0%	-90.7%	-84.2%	-24.1%	-86.8%



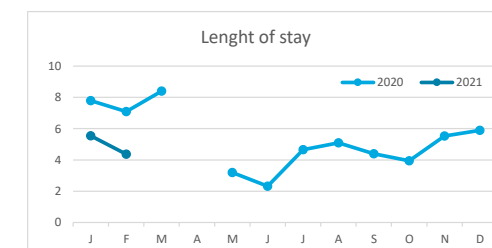
BEDNIGHTS

	TOTAL				Breakdown by accommodation type							
					Hotels				Apartments			
	Abroad	Mainland	Canary Islands	Total	Abroad	Mainland	Canary Islands	Total	Abroad	Mainland	Canary Islands	Total
Jan-Feb20	5,568,858	414,516	155,799	6,139,173	3,850,451	368,201	102,744	4,321,396	1,718,407	46,315	53,055	1,817,777
Jan-Feb21	412,287	53,716	88,554	554,557	284,970	46,772	68,856	400,598	127,317	6,944	19,698	153,959
Change	-5,156,571	-360,800	-67,245	-5,584,616	-3,565,481	-321,429	-33,888	-3,920,798	-1,591,090	-39,371	-33,357	-1,663,818
Change, %	-92.6%	-87.0%	-43.2%	-91.0%	-92.6%	-87.3%	-33.0%	-90.7%	-92.6%	-85.0%	-62.9%	-91.5%

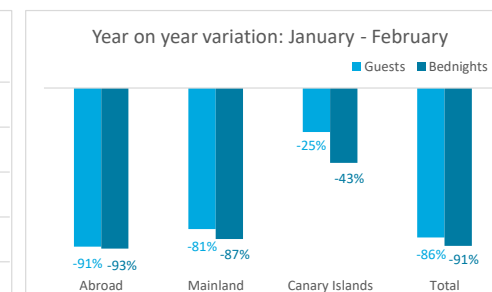
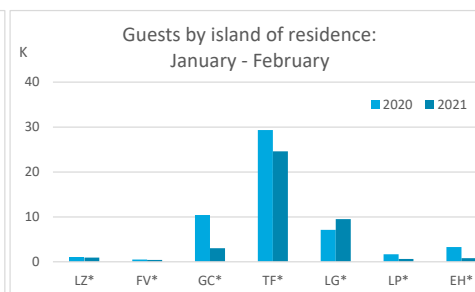
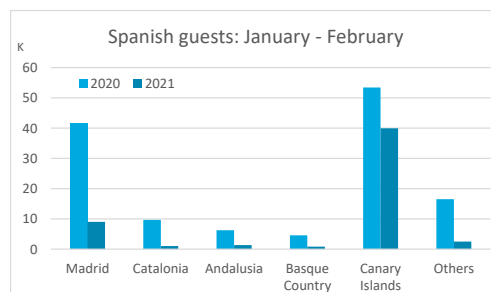
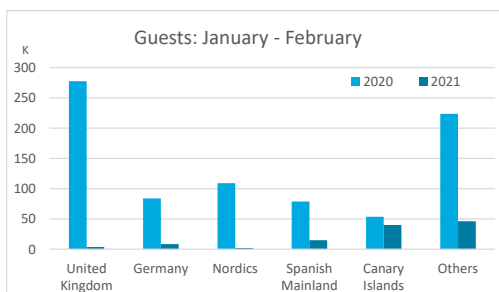


LENGHT OF STAY

	TOTAL				Breakdown by accommodation type							
					Hotels				Apartments			
	Abroad	Mainland	Canary Islands	Total	Abroad	Mainland	Canary Islands	Total	Abroad	Mainland	Canary Islands	Total
Jan-Feb20	8.0	5.3	2.9	7.4	7.6	5.2	2.4	6.9	9.3	6.2	4.8	9.0
Jan-Feb21	6.9	3.7	2.2	4.9	6.7	3.5	2.2	4.6	7.5	5.9	2.3	5.8
Change	-1.1	-1.6	-0.7	-2.6	-0.8	-1.7	-0.2	-2.4	-1.9	-0.3	-2.4	-3.2



GUESTS AND BEDNIGHTS BY PLACE OF RESIDENCE



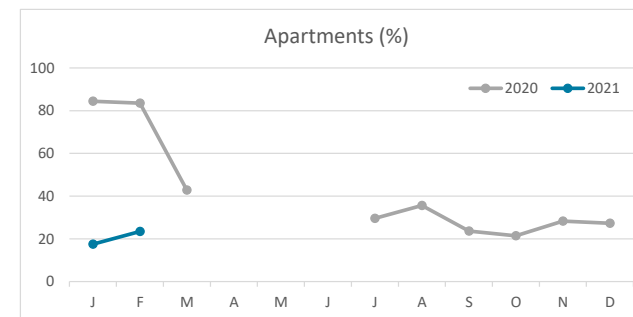
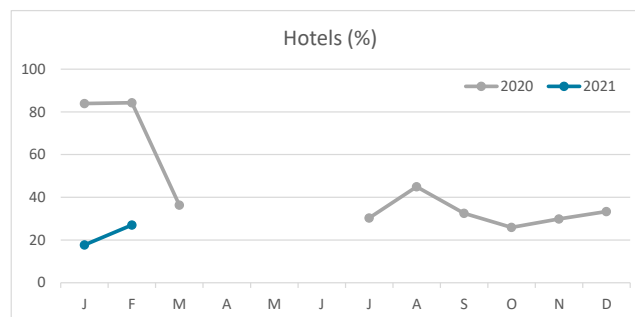
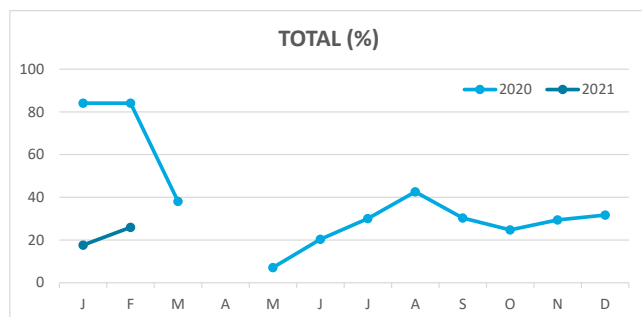
Note: LZ* (Lanzarote), FV* (Fuerteventura), GC* (Gran Canaria), TF* (Tenerife), LG* (La Gomera), LP* (La Palma) and EH* (El Hierro).
TOTAL does not coincide with the sum of hotel and non-hotel accommodations, since between April and June 2020 the breakdown by islands was not published.

Main tourist accommodation indicators

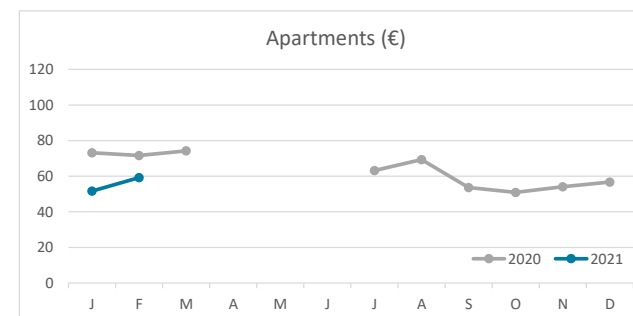
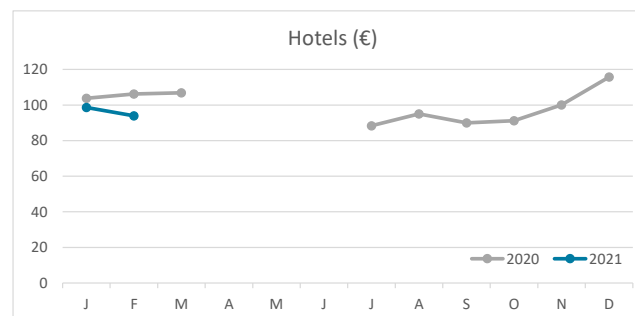
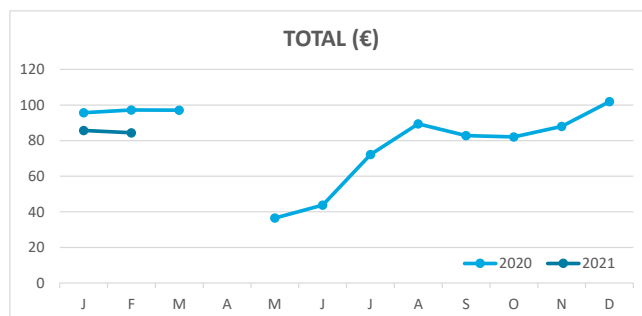
TENERIFE (January - February 2021)



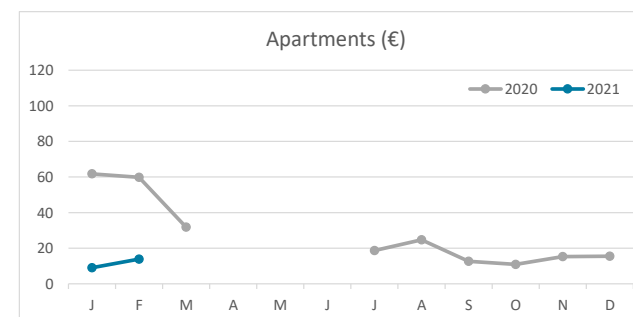
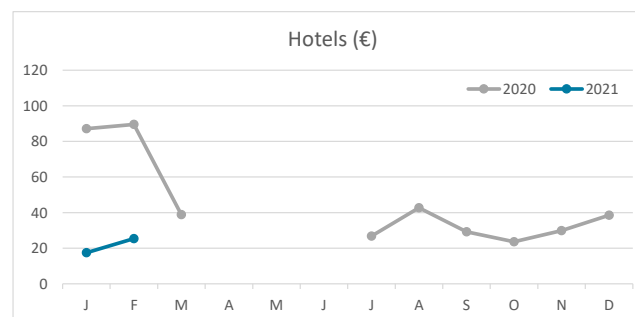
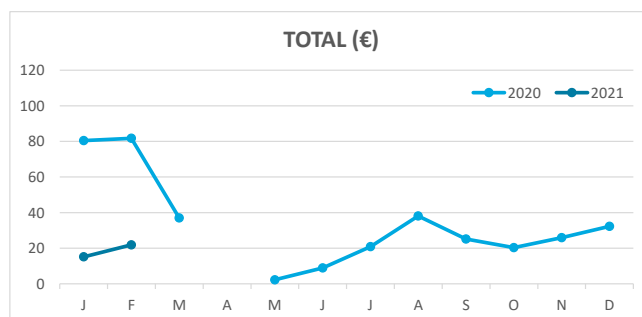
OCCUPANCY RATE PER ROOM / APARTMENT



ADR (Average Daily Rate)



REVPAR (Revenue Per Available Room)



Note: "Guests indicator" refers to number of guests checking in as new arrivals.
Source: Encuestas de Alojamiento Turístico (ISTAC)