

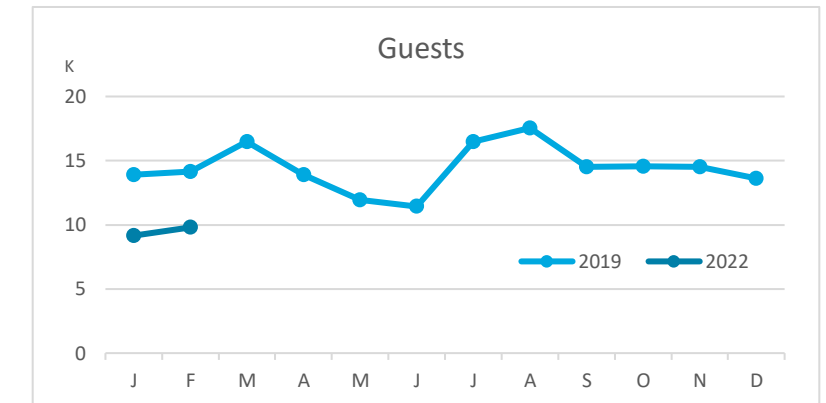
Main tourist accommodation indicators

LA GOMERA (January - February 2022)



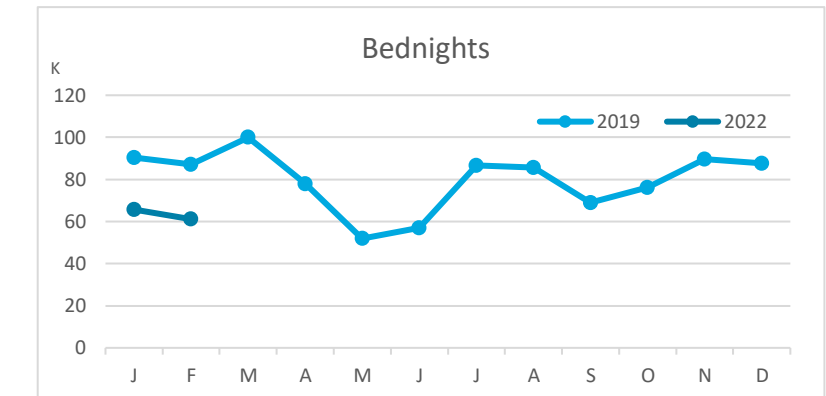
GUESTS BY ACCOMMODATION TYPE (*)

	Breakdown by accommodation type											
	TOTAL				Hotels				Apartments			
	Abroad	Mainland	Canary Islands	Total	Abroad	Mainland	Canary Islands	Total	Abroad	Mainland	Canary Islands	Total
Jan-Feb 19	20,453	668	6,934	28,055	12,534	360	4,543	17,437	7,919	308	2,391	10,618
Jan-Feb 22	14,158	705	4,092	18,955	9,058	524	3,035	12,617	5,100	181	1,057	6,338
Change	-6,295	37	-2,842	-9,100	-3,476	164	-1,508	-4,820	-2,819	-127	-1,334	-4,280
Change, %	-30.8%	5.5%	-41.0%	-32.4%	-27.7%	45.6%	-33.2%	-27.6%	-35.6%	-41.2%	-55.8%	-40.3%



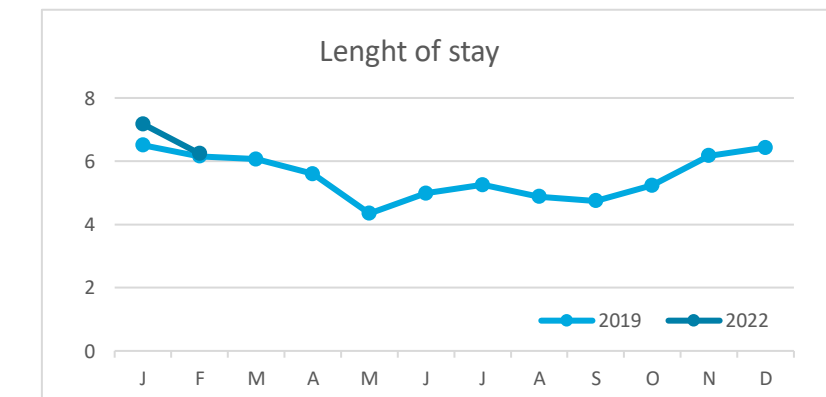
BEDNIGHTS

	Breakdown by accommodation type											
	TOTAL				Hotels				Apartments			
	Abroad	Mainland	Canary Islands	Total	Abroad	Mainland	Canary Islands	Total	Abroad	Mainland	Canary Islands	Total
Jan-Feb 19	161,849	2,064	13,651	177,564	84,749	1,105	8,665	94,519	77,100	959	4,986	83,045
Jan-Feb 22	114,999	2,072	9,758	126,829	57,423	1,512	6,412	65,347	57,576	560	3,346	61,482
Change	-46,850	8	-3,893	-50,735	-27,326	407	-2,253	-29,172	-19,524	-399	-1,640	-21,563
Change, %	-28.9%	0.4%	-28.5%	-28.6%	-32.2%	36.8%	-26.0%	-30.9%	-25.3%	-41.6%	-32.9%	-26.0%

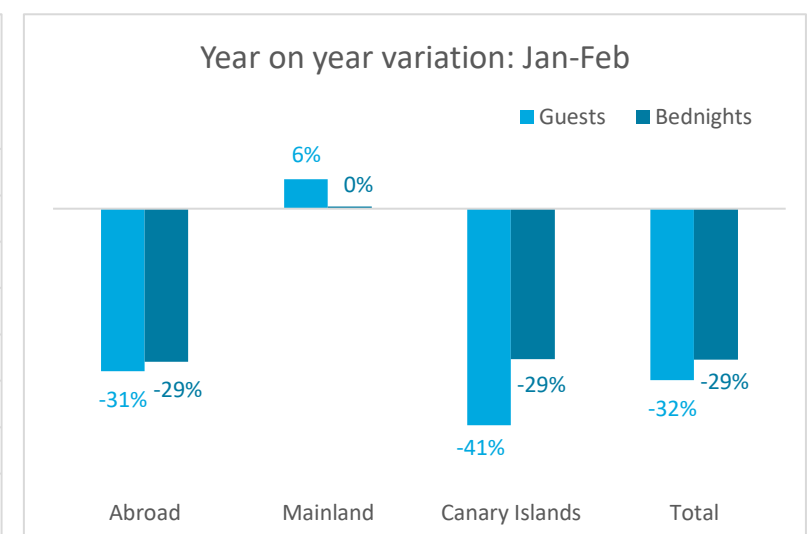
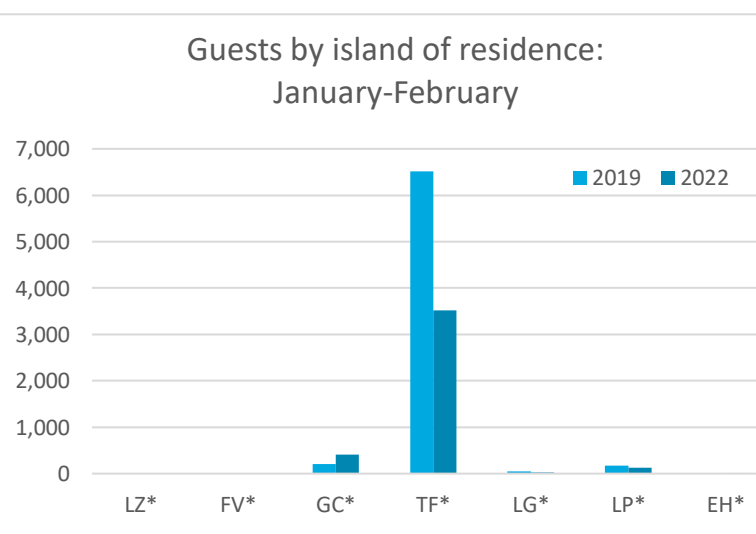
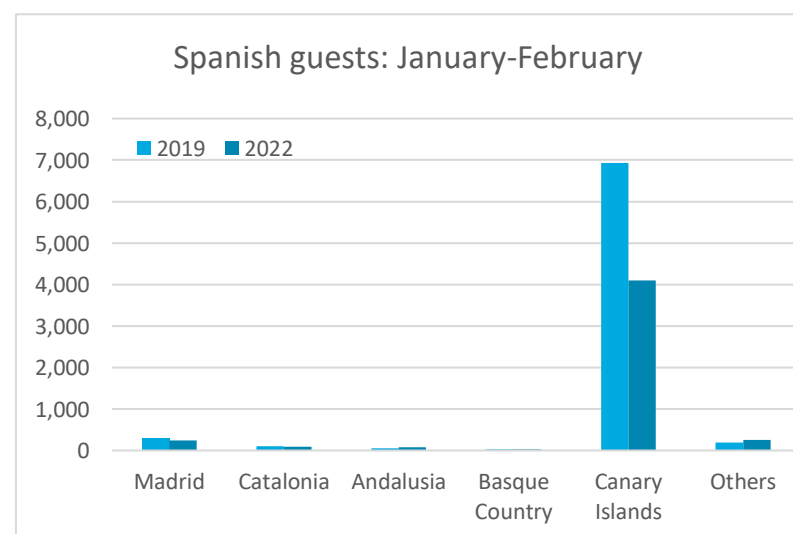
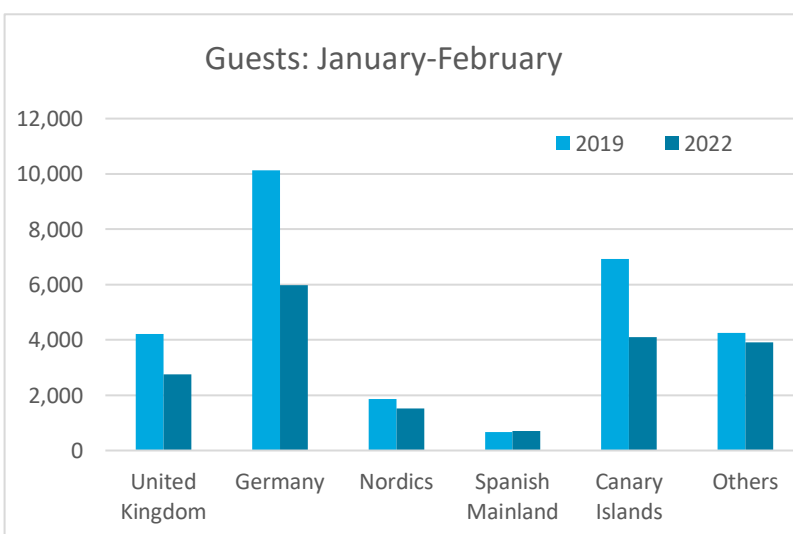


LENGHT OF STAY

	Breakdown by accommodation type											
	TOTAL				Hotels				Apartments			
	Abroad	Mainland	Canary Islands	Total	Abroad	Mainland	Canary Islands	Total	Abroad	Mainland	Canary Islands	Total
Jan-Feb 19	7.9	3.1	2.0	6.3	6.8	3.1	1.9	5.4	9.7	3.1	2.1	7.8
Jan-Feb 22	8.1	2.9	2.4	6.7	6.3	2.9	2.1	5.2	11.3	3.1	3.2	9.7
Change	0.2	-0.2	0.4	0.4	-0.4	-0.2	0.2	-0.2	1.6	0.0	1.1	1.9



GUESTS AND BEDNIGHTS BY PLACE OF RESIDENCE

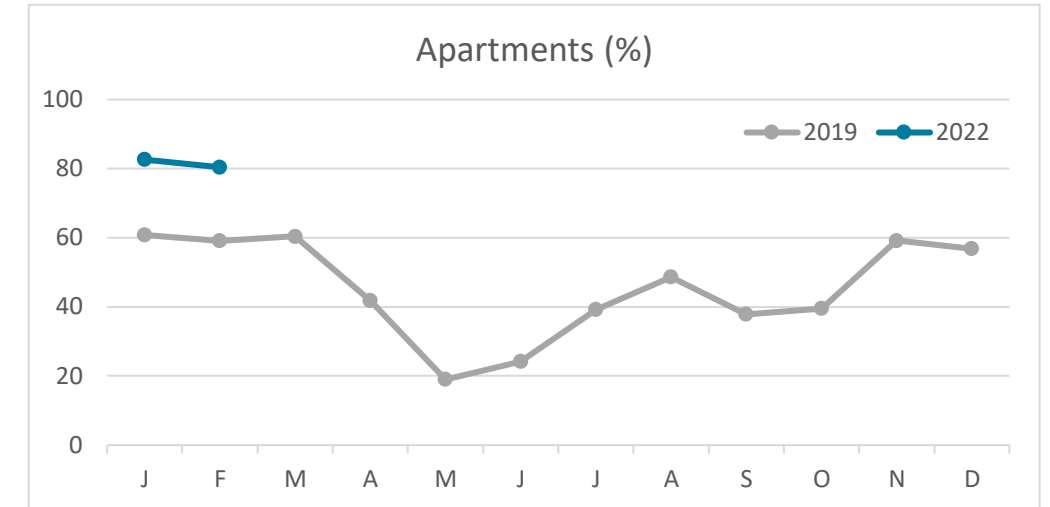
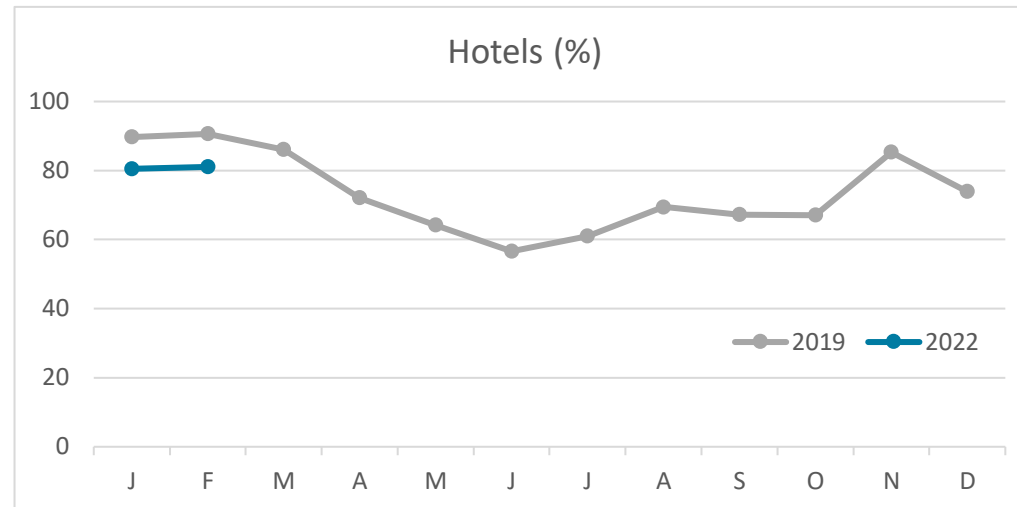
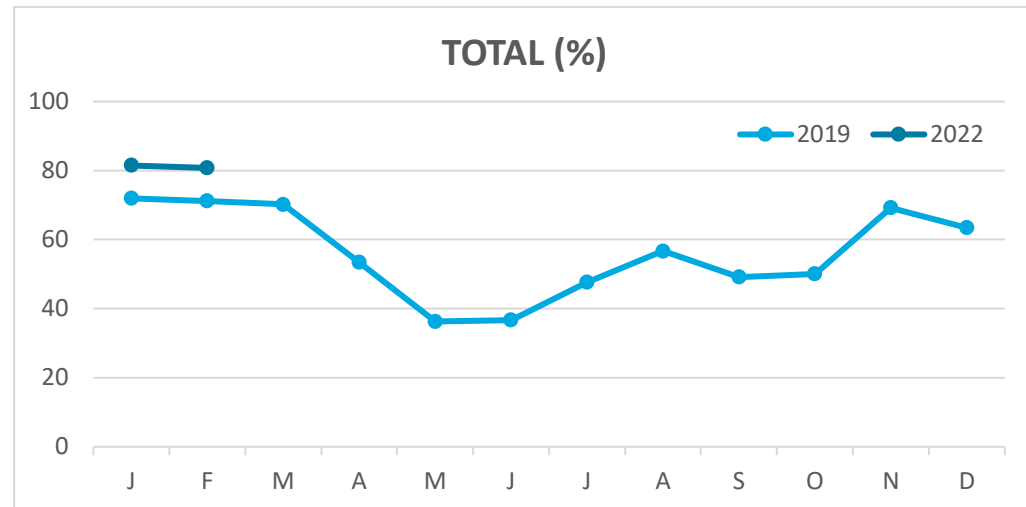


Note: LZ* (Lanzarote), FV* (Fuerteventura), GC* (Gran Canaria), TF* (Tenerife), LG* (La Gomera), LP* (La Palma) and EH* (El Hierro).

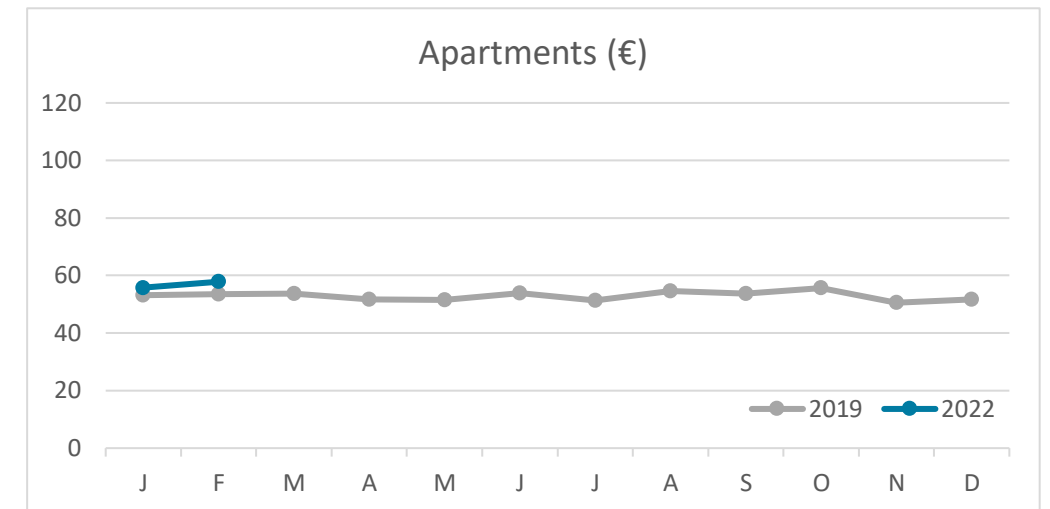
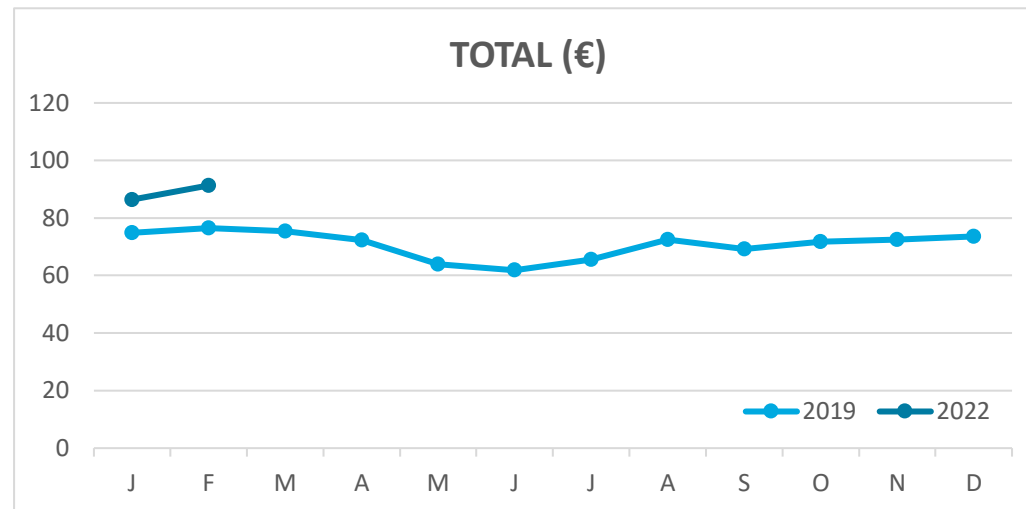
Main tourist accommodation indicators LA GOMERA (January - February 2022)



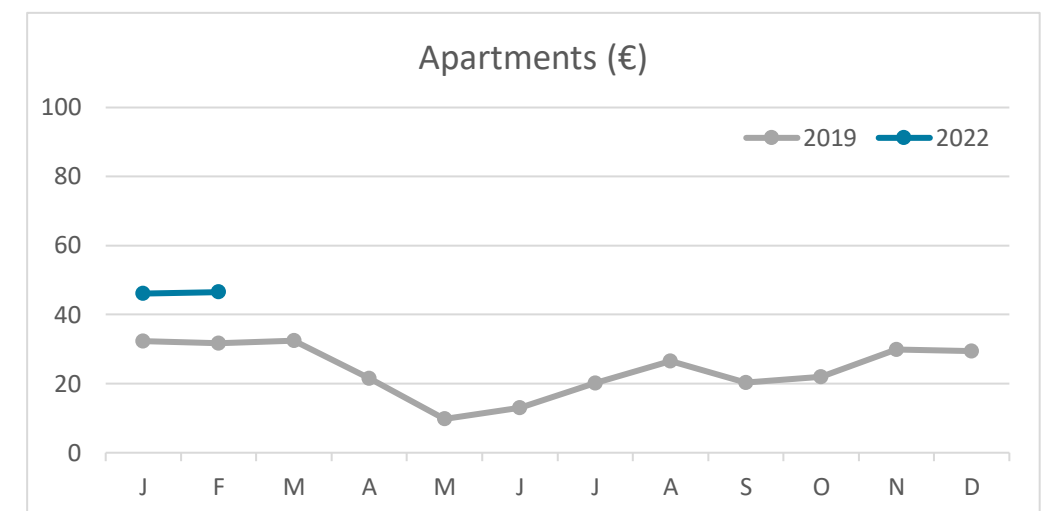
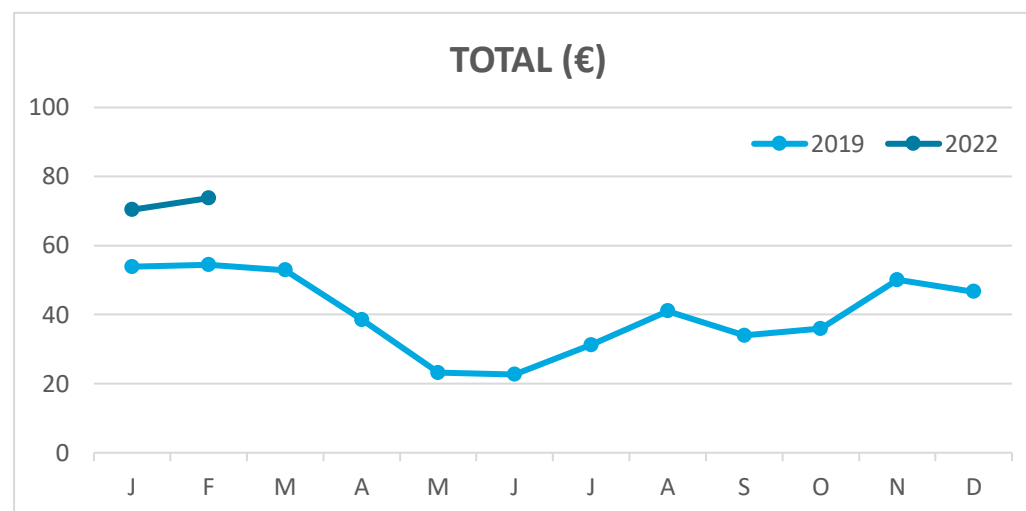
OCCUPANCY RATE PER ROOM / APARTMENT



ADR (Average Daily Rate)



REVPAR (Revenue Per Available Room)



Note: "Guests indicator" refers to number of guests checking in as new arrivals.
Source: Encuestas de Alojamiento Turístico (ISTAC)