

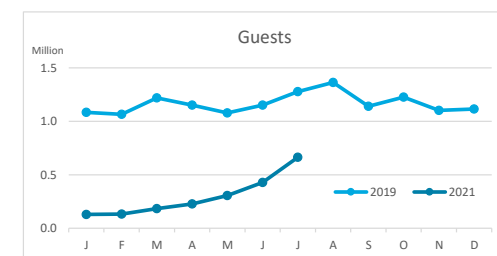
# Main tourist accommodation indicators

## CANARY ISLANDS (January - July 2021)



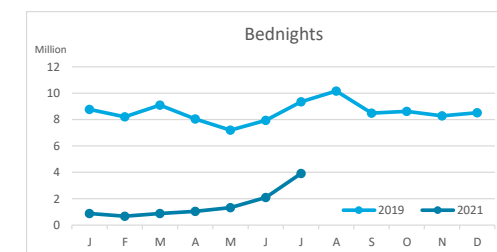
### GUESTS BY ACCOMMODATION TYPE (\*)

	TOTAL				Breakdown by accommodation type							
	Abroad	Mainland	Canary Islands	Total	Hotels				Apartments			
	Abroad	Mainland	Canary Islands	Total	Abroad	Mainland	Canary Islands	Total	Abroad	Mainland	Canary Islands	Total
Jan-Jul19	6,198,176	882,282	945,887	<b>8,026,345</b>	4,410,907	688,310	599,680	<b>5,698,897</b>	1,787,269	193,972	346,207	<b>2,327,448</b>
Jan-Jul21	944,662	409,533	716,954	<b>2,071,149</b>	750,872	351,536	511,485	<b>1,613,893</b>	193,790	57,997	205,469	<b>457,256</b>
Change	-5,253,514	-472,749	-228,933	<b>-5,955,196</b>	-3,660,035	-336,774	-88,195	<b>-4,085,004</b>	-1,593,479	-135,975	-140,738	<b>-1,870,192</b>
Change, %	-84.8%	-53.6%	-24.2%	<b>-74.2%</b>	-83.0%	-48.9%	-14.7%	<b>-71.7%</b>	-89.2%	-70.1%	-40.7%	<b>-80.4%</b>



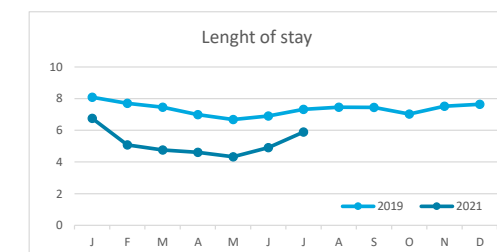
### BEDNIGHTS

	TOTAL				Breakdown by accommodation type							
	Abroad	Mainland	Canary Islands	Total	Hotels				Apartments			
	Abroad	Mainland	Canary Islands	Total	Abroad	Mainland	Canary Islands	Total	Abroad	Mainland	Canary Islands	Total
Jan-Jul19	50,983,989	4,479,106	3,139,697	<b>58,602,792</b>	34,447,545	3,371,868	1,784,109	<b>39,603,522</b>	16,536,444	1,107,238	1,355,588	<b>18,999,270</b>
Jan-Jul21	6,846,814	1,768,741	2,190,171	<b>10,805,726</b>	5,331,893	1,477,078	1,460,080	<b>8,269,051</b>	1,514,921	291,663	730,091	<b>2,536,675</b>
Change	-44,137,175	-2,710,365	-949,526	<b>-47,797,066</b>	-29,115,652	-1,894,790	-324,029	<b>-31,334,471</b>	-15,021,523	-815,575	-625,497	<b>-16,462,595</b>
Change, %	-86.6%	-60.5%	-30.2%	<b>-81.6%</b>	-84.5%	-56.2%	-18.2%	<b>-79.1%</b>	-90.8%	-73.7%	-46.1%	<b>-86.6%</b>

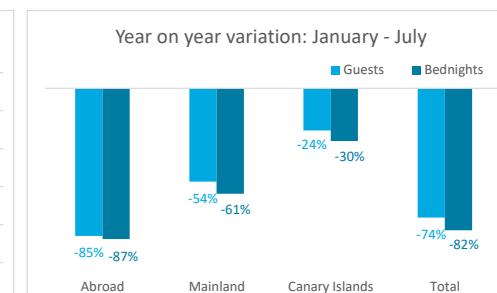
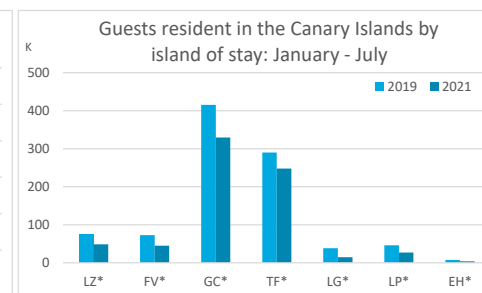
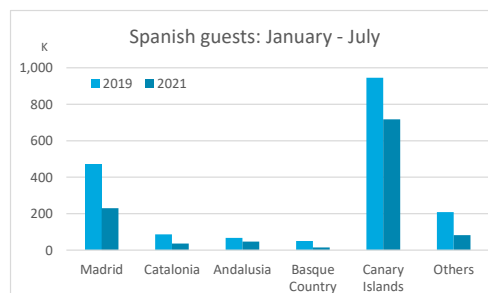
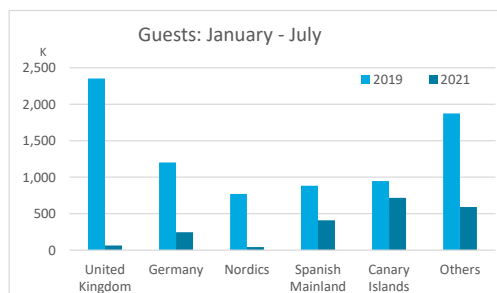


### LENGHT OF STAY

	TOTAL				Breakdown by accommodation type							
	Abroad	Mainland	Canary Islands	Total	Hotels				Apartments			
	Abroad	Mainland	Canary Islands	Total	Abroad	Mainland	Canary Islands	Total	Abroad	Mainland	Canary Islands	Total
Jan-Jul19	8.2	5.1	3.3	<b>7.3</b>	7.8	4.9	3.0	<b>6.9</b>	9.3	5.7	3.9	<b>8.2</b>
Jan-Jul21	7.2	4.3	3.1	<b>5.2</b>	7.1	4.2	2.9	<b>5.1</b>	7.8	5.0	3.6	<b>5.5</b>
Change	-1.0	-0.8	-0.3	<b>-2.1</b>	-0.7	-0.7	-0.1	<b>-1.8</b>	-1.4	-0.7	-0.4	<b>-2.6</b>



### GUESTS AND BEDNIGHTS BY PLACE OF RESIDENCE



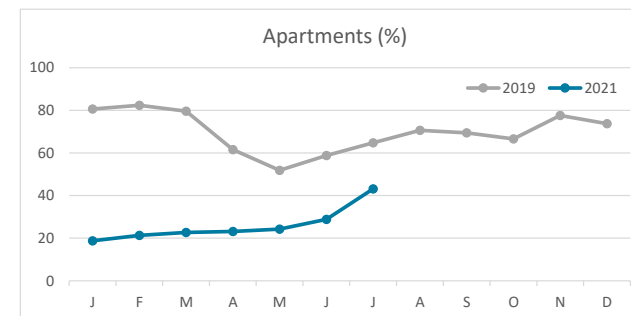
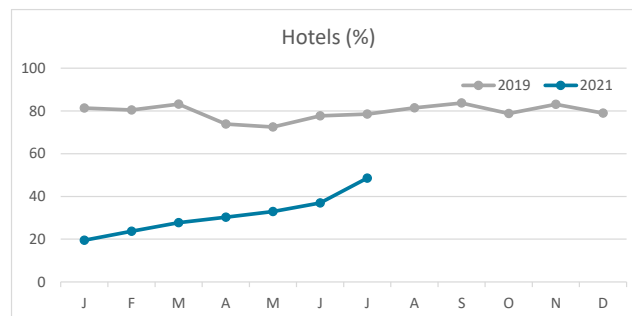
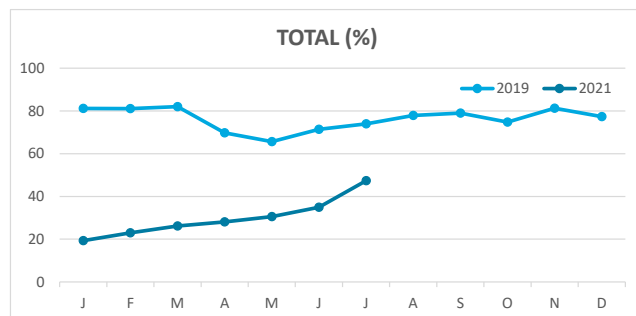
Note: LZ\* (Lanzarote), FV\* (Fuerteventura), GC\* (Gran Canaria), TF\* (Tenerife), LG\* (La Gomera), LP\* (La Palma) and EH\* (El Hierro).  
TOTAL does not coincide with the sum of hotel and non-hotel accommodations, since only aggregate data was published in April 2020.

# Main tourist accommodation indicators

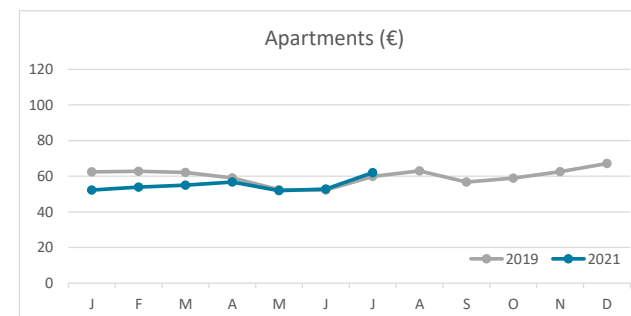
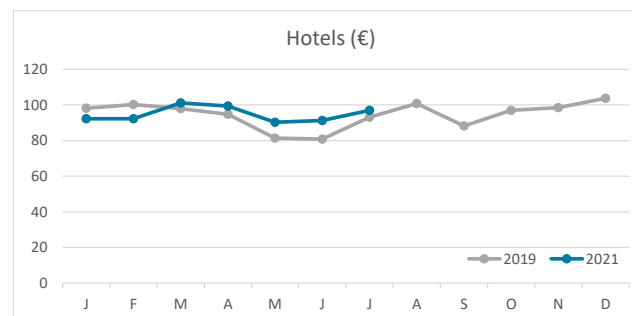
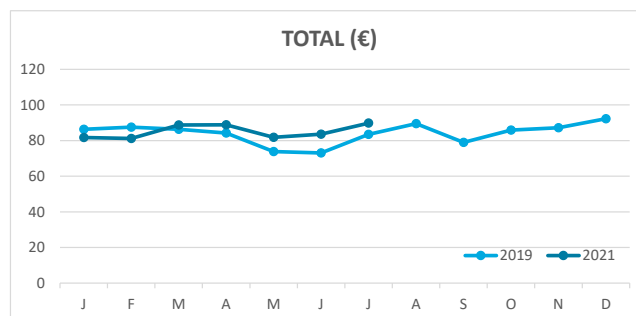
## CANARY ISLANDS (January - July 2021)



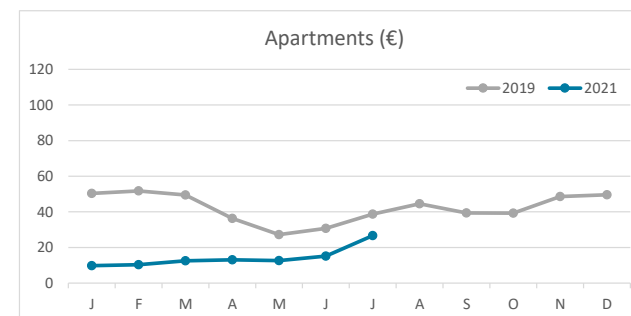
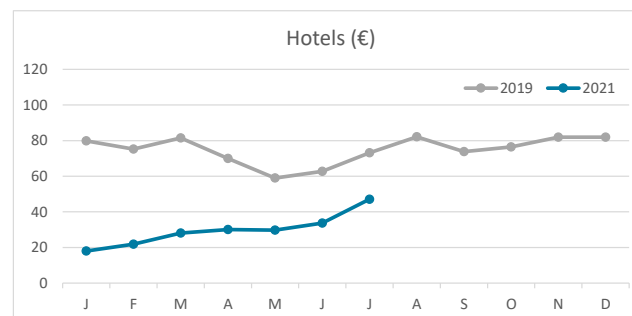
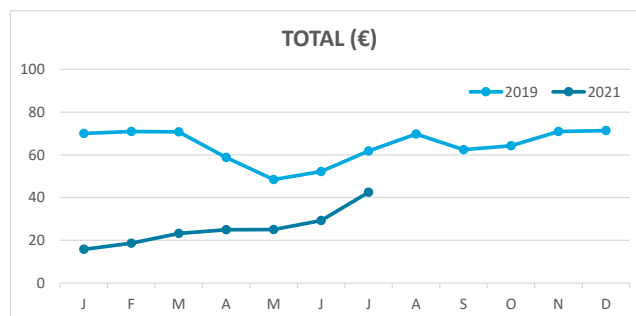
### OCCUPANCY RATE PER ROOM / APARTMENT



### ADR (Average Daily Rate)



### REVPAR (Revenue Per Available Room)



Note: "Guests indicator" refers to number of guests checking in as new arrivals.  
Source: Encuestas de Alojamiento Turístico (ISTAC)