


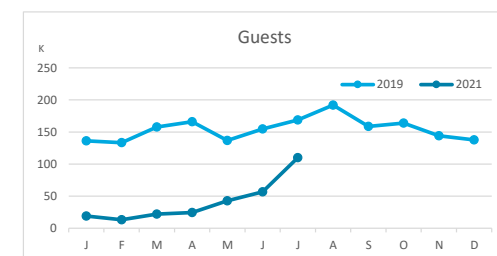
Main tourist accommodation indicators

FUERTEVENTURA (January - July 2021)



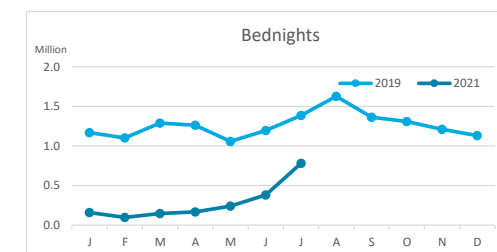
GUESTS BY ACCOMMODATION TYPE (*)

	TOTAL				Breakdown by accommodation type							
	Abroad	Mainland	Canary Islands	Total	Hotels				Apartments			
	Abroad	Mainland	Canary Islands	Total	Abroad	Mainland	Canary Islands	Total	Abroad	Mainland	Canary Islands	Total
Jan-Jul19	907,751	73,183	72,642	1,053,576	772,972	56,138	55,869	884,979	134,779	17,045	16,773	168,597
Jan-Jul21	201,360	42,016	45,052	288,428	180,580	33,077	35,251	248,908	20,780	8,939	9,801	39,520
Change	-706,391	-31,167	-27,590	-765,148	-592,392	-23,061	-20,618	-636,071	-113,999	-8,106	-6,972	-129,077
Change, %	-77.8%	-42.6%	-38.0%	-72.6%	-76.6%	-41.1%	-36.9%	-71.9%	-84.6%	-47.6%	-41.6%	-76.6%



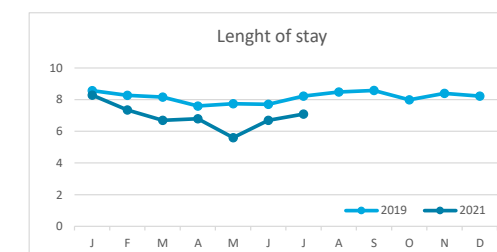
BEDNIGHTS

	TOTAL				Breakdown by accommodation type							
	Abroad	Mainland	Canary Islands	Total	Hotels				Apartments			
	Abroad	Mainland	Canary Islands	Total	Abroad	Mainland	Canary Islands	Total	Abroad	Mainland	Canary Islands	Total
Jan-Jul19	7,806,672	382,905	268,256	8,457,833	6,352,418	286,999	188,577	6,827,994	1,454,254	95,906	79,679	1,629,839
Jan-Jul21	1,607,007	199,085	163,337	1,969,429	1,434,794	161,883	124,785	1,721,462	172,213	37,202	38,552	247,967
Change	-6,199,665	-183,820	-104,919	-6,488,404	-4,917,624	-125,116	-63,792	-5,106,532	-1,282,041	-58,704	-41,127	-1,381,872
Change, %	-79.4%	-48.0%	-39.1%	-76.7%	-77.4%	-43.6%	-33.8%	-74.8%	-88.2%	-61.2%	-51.6%	-84.8%

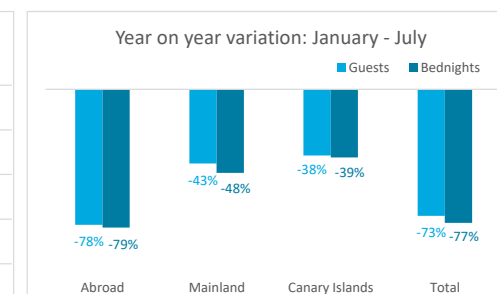
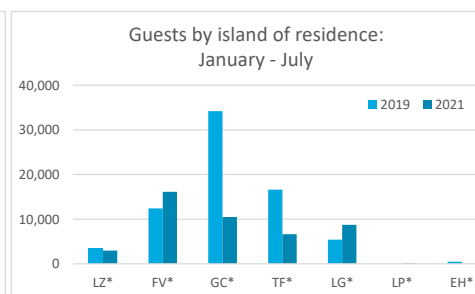
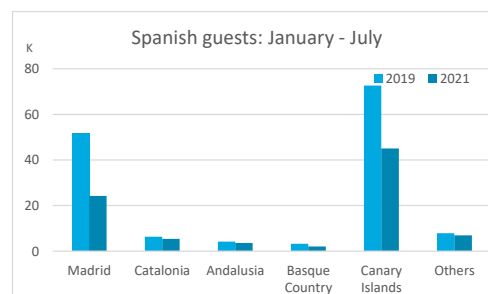
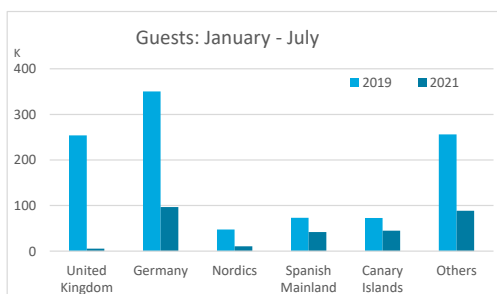


LENGHT OF STAY

	TOTAL				Breakdown by accommodation type							
	Abroad	Mainland	Canary Islands	Total	Hotels				Apartments			
	Abroad	Mainland	Canary Islands	Total	Abroad	Mainland	Canary Islands	Total	Abroad	Mainland	Canary Islands	Total
Jan-Jul19	8.6	5.2	3.7	8.0	8.2	5.1	3.4	7.7	10.8	5.6	4.8	9.7
Jan-Jul21	8.0	4.7	3.6	6.8	7.9	4.9	3.5	6.9	8.3	4.2	3.9	6.3
Change	-0.6	-0.5	-0.1	-1.2	-0.3	-0.2	0.2	-0.8	-2.5	-1.5	-0.8	-3.4



GUESTS AND BEDNIGHTS BY PLACE OF RESIDENCE



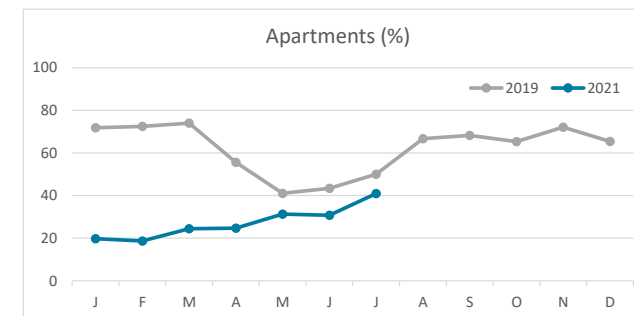
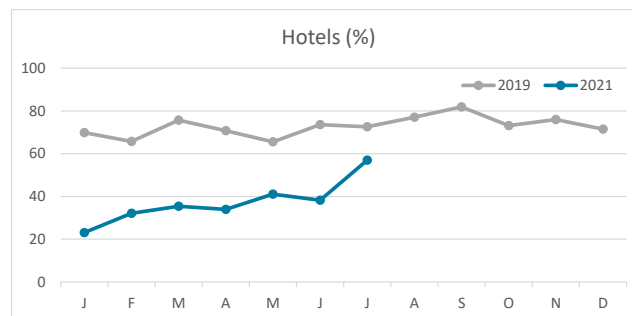
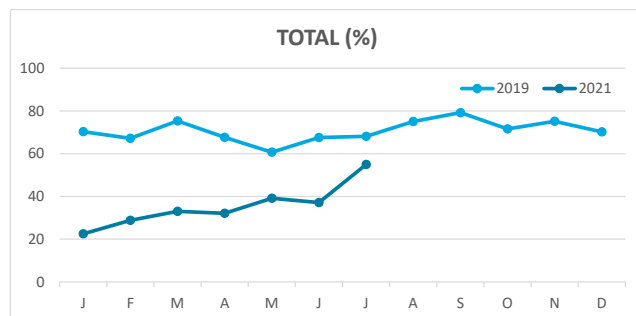
Note: LZ* (Lanzarote), FV* (Fuerteventura), GC* (Gran Canaria), TF* (Tenerife), LG* (La Gomera), LP* (La Palma) and EH* (El Hierro).
TOTAL does not coincide with the sum of hotel and non-hotel accommodations, since between April and July 2020 the breakdown by islands was not published.

Main tourist accommodation indicators

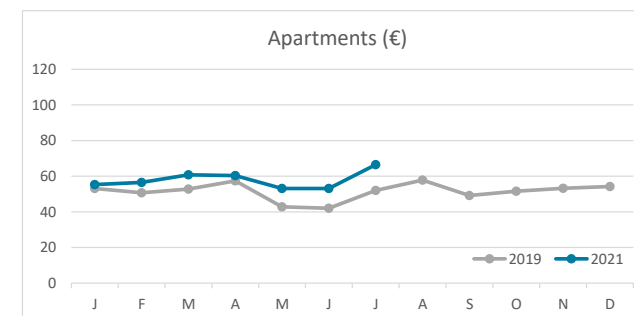
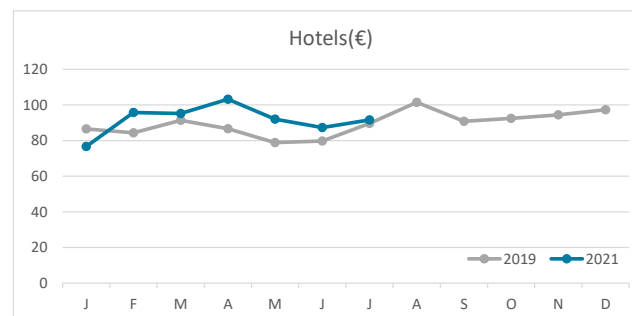
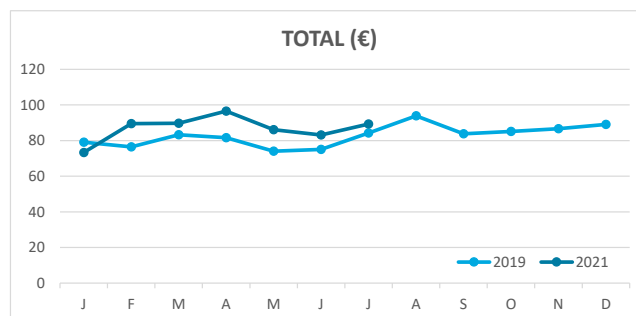
FUERTEVENTURA (January - July 2021)



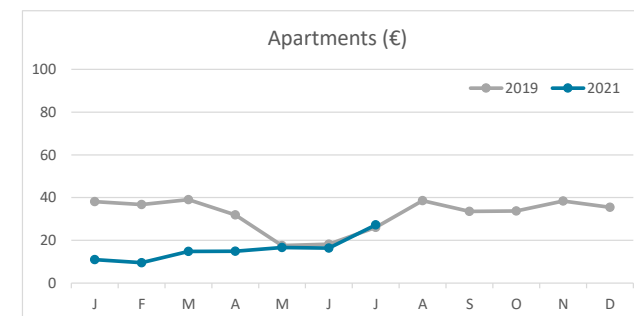
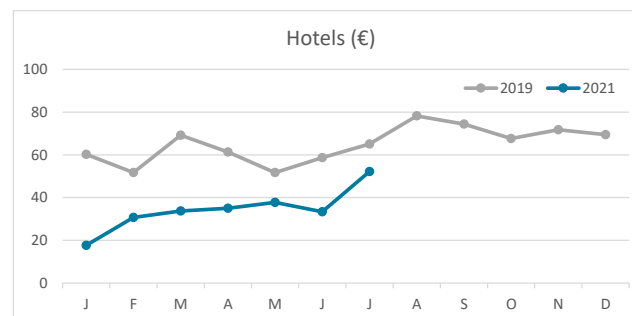
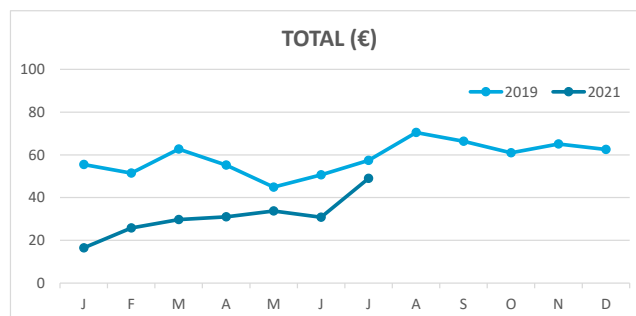
OCCUPANCY RATE PER ROOM / APARTMENT



ADR (Average Daily Rate)



REVPAR (Revenue Per Available Room)



Note: "Guests indicator" refers to number of guests checking in as new arrivals.
Source: Encuestas de Alojamiento Turístico (ISTAC)