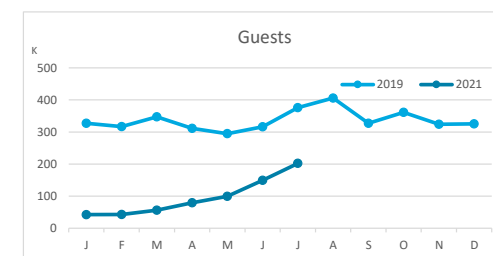


# Main tourist accommodation indicators GRAN CANARIA (January - July 2021)



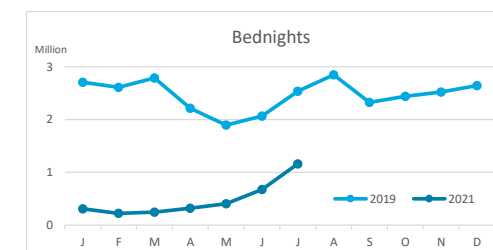
## GUESTS BY ACCOMMODATION TYPE (\*)

	TOTAL				Breakdown by accommodation type							
	Abroad	Mainland	Canary Islands	Total	Abroad	Mainland	Canary Islands	Total	Abroad	Mainland	Canary Islands	Total
Jan-Jul19	1,599,117	275,038	415,552	<b>2,289,707</b>	1,113,981	185,388	239,886	<b>1,539,255</b>	485,136	89,650	175,666	<b>750,452</b>
Jan-Jul21	245,205	98,149	329,483	<b>672,837</b>	204,389	89,009	239,319	<b>532,717</b>	40,816	9,140	90,164	<b>140,120</b>
Change	-1,353,912	-176,889	-86,069	<b>-1,616,870</b>	-909,592	-96,379	-567	<b>-1,006,538</b>	-444,320	-80,510	-85,502	<b>-610,332</b>
Change, %	-84.7%	-64.3%	-20.7%	<b>-70.6%</b>	-81.7%	-52.0%	-0.2%	<b>-65.4%</b>	-91.6%	-89.8%	-48.7%	<b>-81.3%</b>



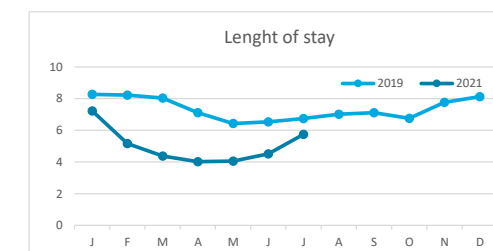
## BEDNIGHTS

	TOTAL				Breakdown by accommodation type							
	Abroad	Mainland	Canary Islands	Total	Abroad	Mainland	Canary Islands	Total	Abroad	Mainland	Canary Islands	Total
Jan-Jul19	14,154,368	1,311,725	1,350,627	<b>16,816,720</b>	9,123,947	791,428	704,531	<b>10,619,906</b>	5,030,421	520,297	646,096	<b>6,196,814</b>
Jan-Jul21	1,855,052	389,564	1,093,339	<b>3,337,955</b>	1,474,352	337,068	748,085	<b>2,559,505</b>	380,700	52,496	345,254	<b>778,450</b>
Change	-12,299,316	-922,161	-257,288	<b>-13,478,765</b>	-7,649,595	-454,360	43,554	<b>-8,060,401</b>	-4,649,721	-467,801	-300,842	<b>-5,418,364</b>
Change, %	-86.9%	-70.3%	-19.0%	<b>-80.2%</b>	-83.8%	-57.4%	6.2%	<b>-75.9%</b>	-92.4%	-89.9%	-46.6%	<b>-87.4%</b>

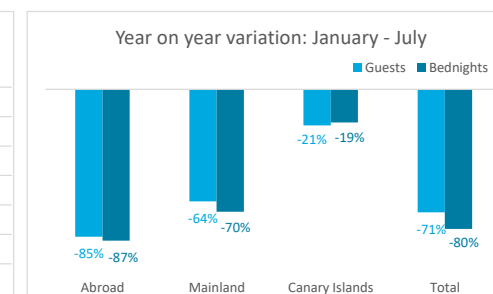
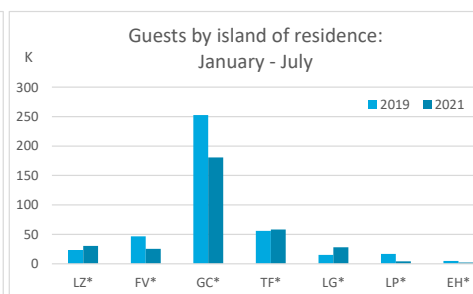
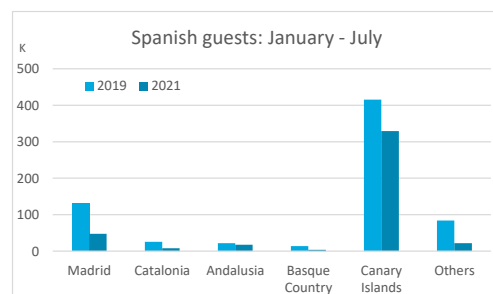
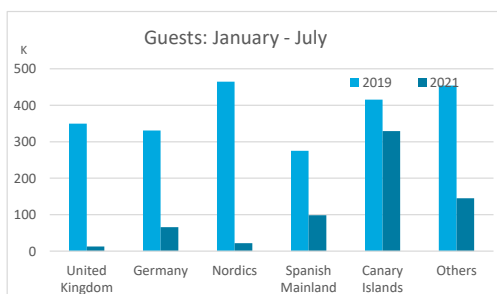


## LENGHT OF STAY

	TOTAL				Breakdown by accommodation type							
	Abroad	Mainland	Canary Islands	Total	Abroad	Mainland	Canary Islands	Total	Abroad	Mainland	Canary Islands	Total
Jan-Jul19	8.9	4.8	3.3	<b>7.3</b>	8.2	4.3	2.9	<b>6.9</b>	10.4	5.8	3.7	<b>8.3</b>
Jan-Jul21	7.6	4.0	3.3	<b>5.0</b>	7.2	3.8	3.1	<b>4.8</b>	9.3	5.7	3.8	<b>5.6</b>
Change	-1.3	-0.8	0.1	<b>-2.4</b>	-1.0	-0.5	0.2	<b>-2.1</b>	-1.0	-0.1	0.2	<b>-2.7</b>



## GUESTS AND BEDNIGHTS BY PLACE OF RESIDENCE



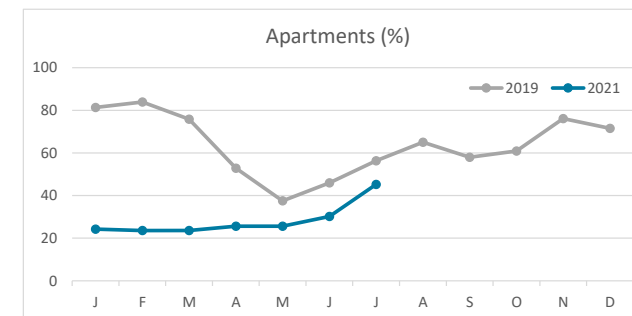
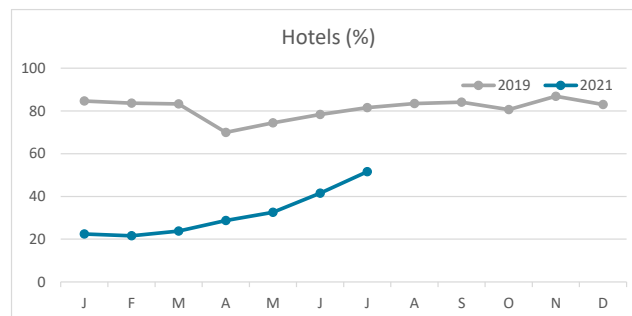
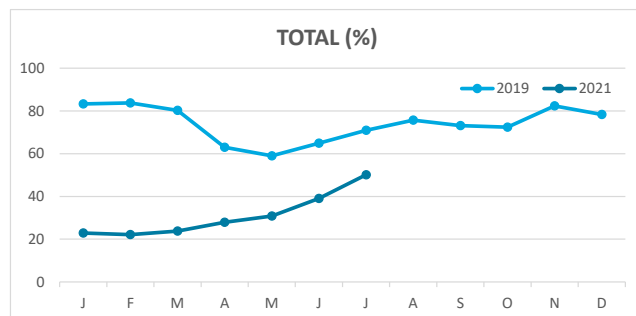
Note: LZ\* (Lanzarote), FV\* (Fuerteventura), GC\* (Gran Canaria), TF\* (Tenerife), LG\* (La Gomera), LP\* (La Palma) and EH\* (El Hierro).

TOTAL does not coincide with the sum of hotel and non-hotel accommodations, since between April and July 2020 the breakdown by islands was not published.

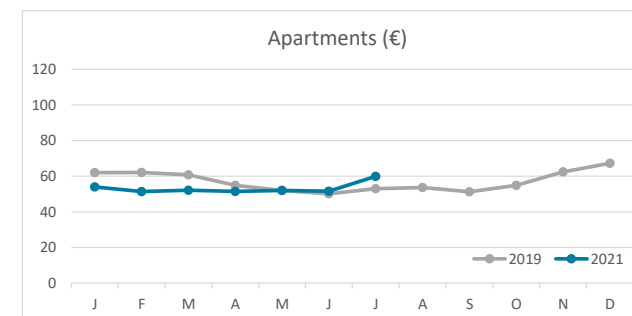
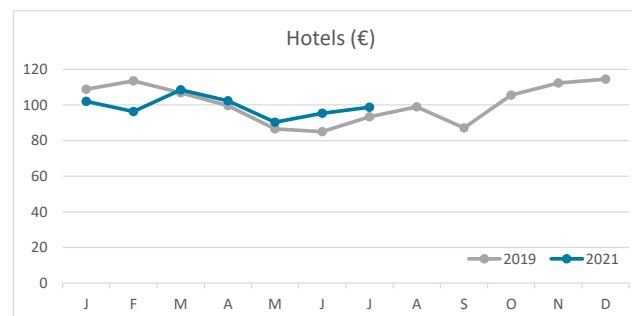
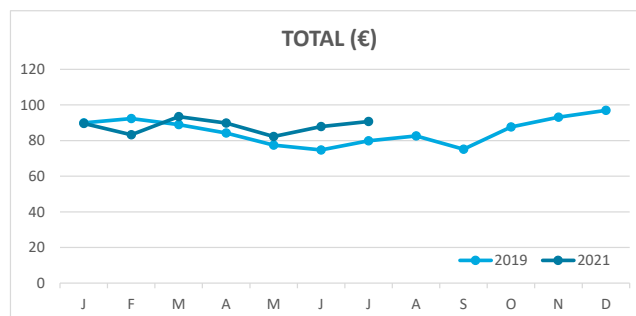
# Main tourist accommodation indicators GRAN CANARIA (January - July 2021)



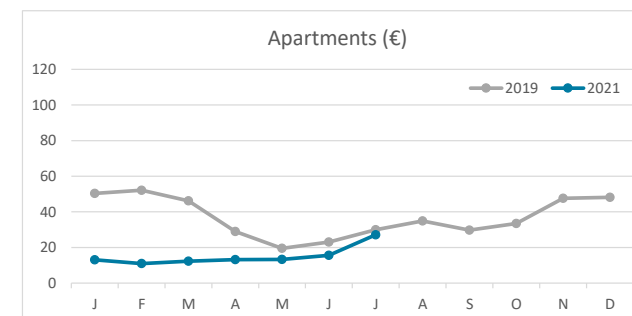
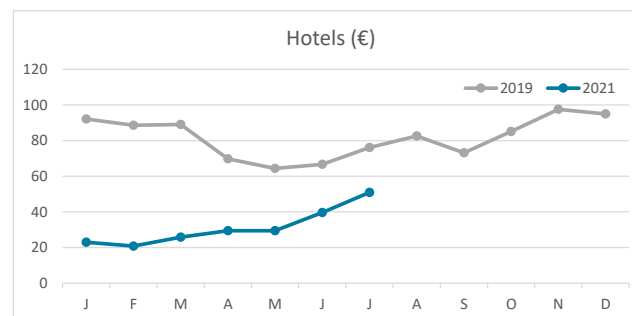
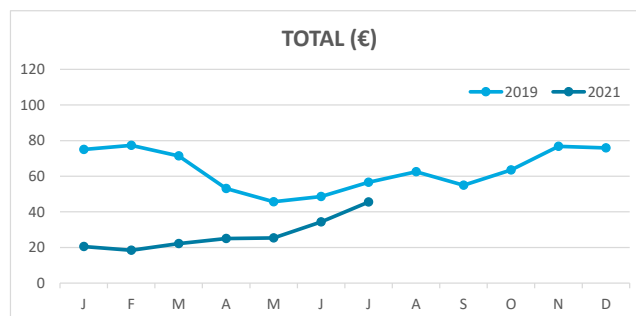
## OCCUPANCY RATE PER ROOM / APARTMENT



## ADR (Average Daily Rate)



## REVPAR (Revenue Per Available Room)



Note: "Guests indicator" refers to number of guests checking in as new arrivals.  
Source: Encuestas de Alojamiento Turístico (ISTAC)