


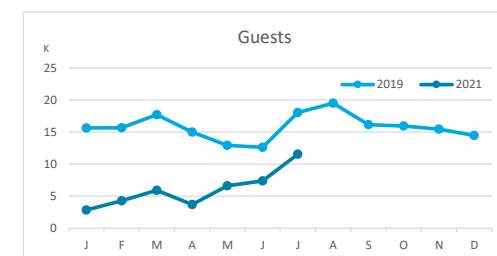
Main tourist accommodation indicators

LA GOMERA (January - July 2021)



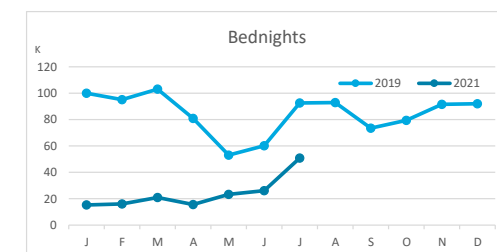
GUESTS BY ACCOMMODATION TYPE (*)

	TOTAL				Breakdown by accommodation type							
	Abroad	Mainland	Canary Islands	Total	Hotels				Apartments			
	Abroad	Mainland	Canary Islands	Total	Abroad	Mainland	Canary Islands	Total	Abroad	Mainland	Canary Islands	Total
Jan-Jul19	55,711	5,793	46,003	107,507	35,020	4,028	27,031	66,079	20,691	1,765	18,972	41,428
Jan-Jul21	12,453	2,706	27,086	42,245	8,291	1,732	16,903	26,926	4,162	974	10,183	15,319
Change	-43,258	-3,087	-18,917	-65,262	-26,729	-2,296	-10,128	-39,153	-16,529	-791	-8,789	-26,109
Change, %	-77.6%	-53.3%	-41.1%	-60.7%	-76.3%	-57.0%	-37.5%	-59.3%	-79.9%	-44.8%	-46.3%	-63.0%



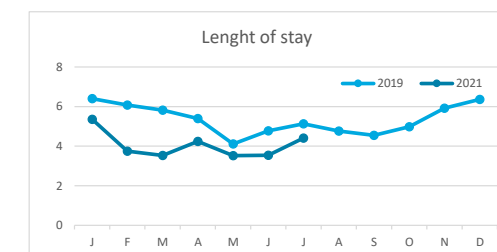
BEDNIGHTS

	TOTAL				Breakdown by accommodation type							
	Abroad	Mainland	Canary Islands	Total	Hotels				Apartments			
	Abroad	Mainland	Canary Islands	Total	Abroad	Mainland	Canary Islands	Total	Abroad	Mainland	Canary Islands	Total
Jan-Jul19	439,879	16,368	128,496	584,743	238,182	10,024	55,116	303,322	201,697	6,344	73,380	281,421
Jan-Jul21	83,359	9,231	75,427	168,017	51,014	6,060	41,262	98,336	32,345	3,171	34,165	69,681
Change	-356,520	-7,137	-53,069	-416,726	-187,168	-3,964	-13,854	-204,986	-169,352	-3,173	-39,215	-211,740
Change, %	-81.0%	-43.6%	-41.3%	-71.3%	-78.6%	-39.5%	-25.1%	-67.6%	-84.0%	-50.0%	-53.4%	-75.2%

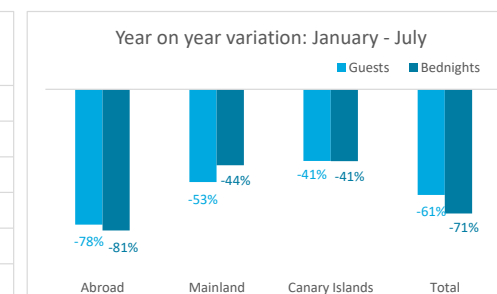
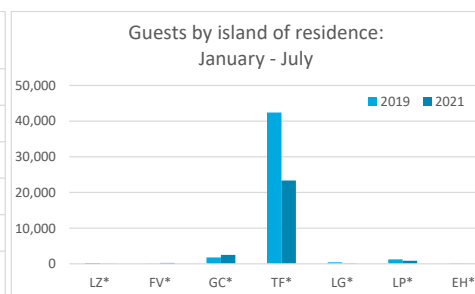
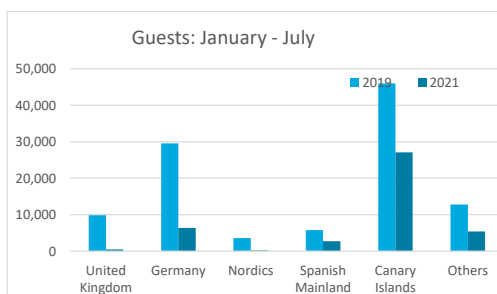


LENGHT OF STAY

	TOTAL				Breakdown by accommodation type							
	Abroad	Mainland	Canary Islands	Total	Hotels				Apartments			
	Abroad	Mainland	Canary Islands	Total	Abroad	Mainland	Canary Islands	Total	Abroad	Mainland	Canary Islands	Total
Jan-Jul19	7.9	2.8	2.8	5.4	6.8	2.5	2.0	4.6	9.7	3.6	3.9	6.8
Jan-Jul21	6.7	3.4	2.8	4.0	6.2	3.5	2.4	3.7	7.8	3.3	3.4	4.5
Change	-1.2	0.6	0.0	-1.5	-0.6	1.0	0.4	-0.9	-2.0	-0.3	-0.5	-2.2




GUESTS AND BEDNIGHTS BY PLACE OF RESIDENCE



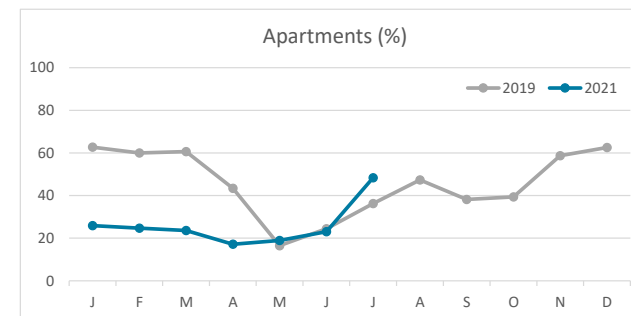
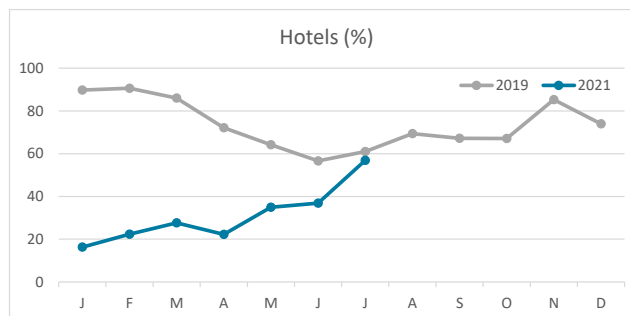
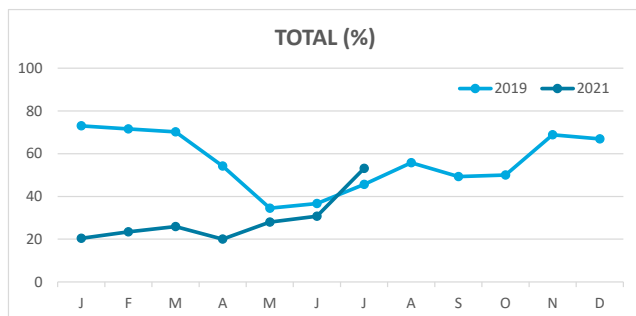
Note: LZ* (Lanzarote), FV* (Fuerteventura), GC* (Gran Canaria), TF* (Tenerife), LG* (La Gomera), LP* (La Palma) and EH* (El Hierro).
TOTAL does not coincide with the sum of hotel and non-hotel accommodations, since between April and July 2020 the breakdown by islands was not published.

Main tourist accommodation indicators

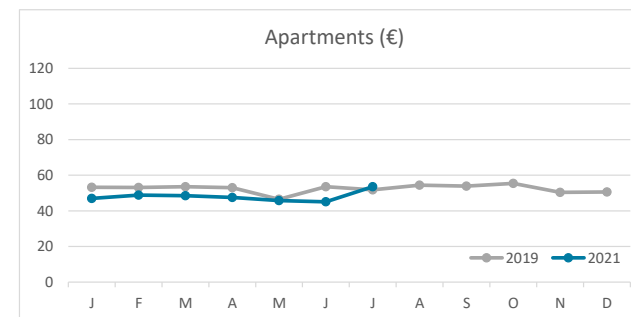
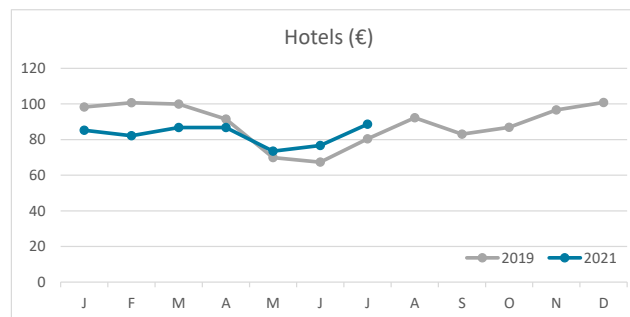
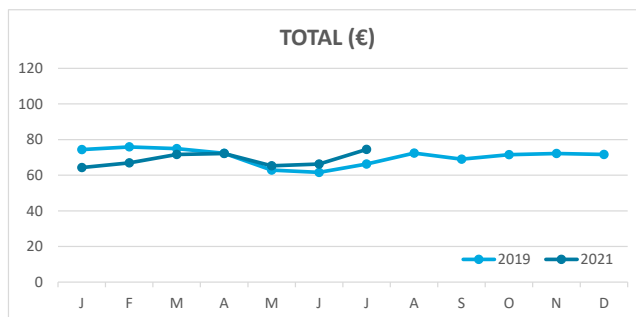
LA GOMERA (January - July 2021)



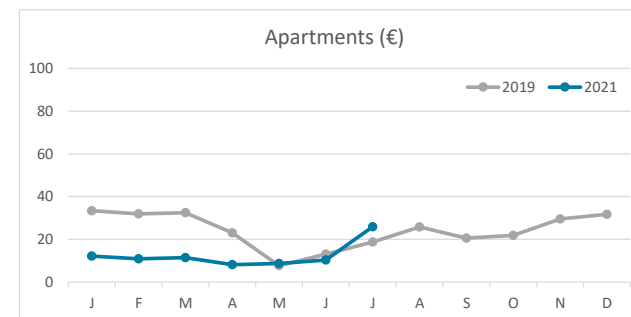
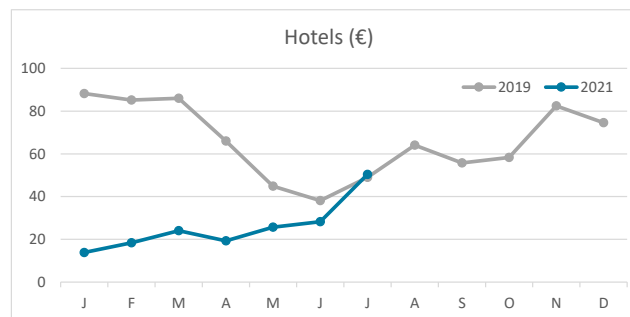
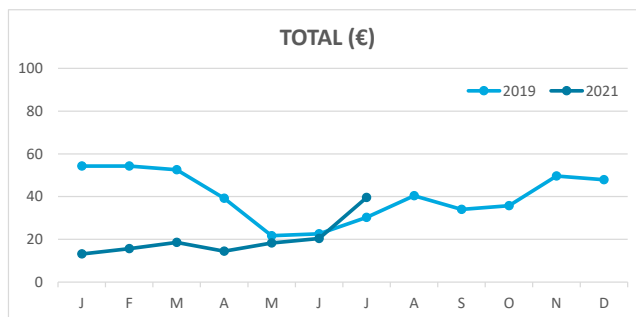
OCCUPANCY RATE PER ROOM / APARTMENT



ADR (Average Daily Rate)



REVPAR (Revenue Per Available Room)



Note: "Guests indicator" refers to number of guests checking in as new arrivals.
Source: Encuestas de Alojamiento Turístico (ISTAC)