


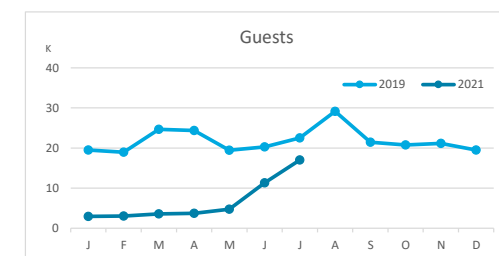
Main tourist accommodation indicators

LA PALMA (January - July 2021)



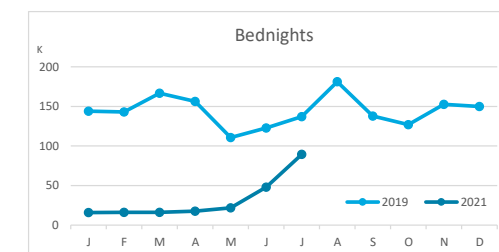
GUESTS BY ACCOMMODATION TYPE (*)

	TOTAL				Breakdown by accommodation type							
	Abroad	Mainland	Canary Islands	Total	Hotels				Apartments			
	Abroad	Mainland	Canary Islands	Total	Abroad	Mainland	Canary Islands	Total	Abroad	Mainland	Canary Islands	Total
Jan-Jul19	88,757	22,639	38,388	149,784	64,319	18,758	25,205	108,282	24,438	3,881	13,183	41,502
Jan-Jul21	11,467	19,986	14,930	46,383	7,028	17,122	8,563	32,713	4,439	2,864	6,367	13,670
Change	-77,290	-2,653	-23,458	-103,401	-57,291	-1,636	-16,642	-75,569	-19,999	-1,017	-6,816	-27,832
Change, %	-87.1%	-11.7%	-61.1%	-69.0%	-89.1%	-8.7%	-66.0%	-69.8%	-81.8%	-26.2%	-51.7%	-67.1%



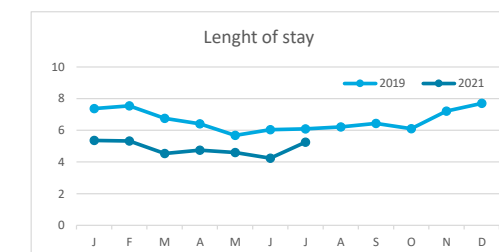
BEDNIGHTS

	TOTAL				Breakdown by accommodation type							
	Abroad	Mainland	Canary Islands	Total	Hotels				Apartments			
	Abroad	Mainland	Canary Islands	Total	Abroad	Mainland	Canary Islands	Total	Abroad	Mainland	Canary Islands	Total
Jan-Jul19	740,601	105,985	133,498	980,084	468,676	80,541	64,882	614,099	271,925	25,444	68,616	365,985
Jan-Jul21	84,999	86,335	53,655	224,989	35,450	69,399	24,627	129,476	49,549	16,936	29,028	95,513
Change	-655,602	-19,650	-79,843	-755,095	-433,226	-11,142	-40,255	-484,623	-222,376	-8,508	-39,588	-270,472
Change, %	-88.5%	-18.5%	-59.8%	-77.0%	-92.4%	-13.8%	-62.0%	-78.9%	-81.8%	-33.4%	-57.7%	-73.9%

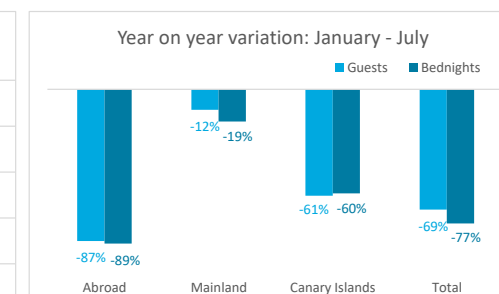
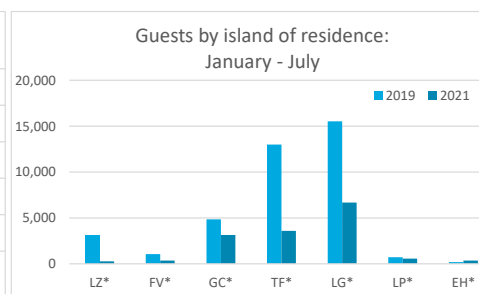
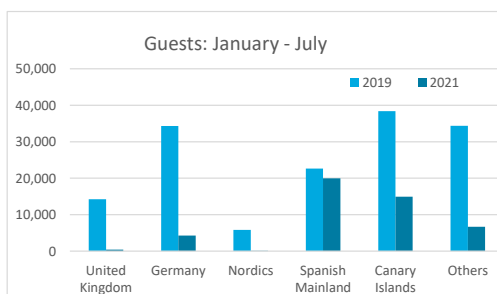


LENGHT OF STAY

	TOTAL				Breakdown by accommodation type							
	Abroad	Mainland	Canary Islands	Total	Hotels				Apartments			
	Abroad	Mainland	Canary Islands	Total	Abroad	Mainland	Canary Islands	Total	Abroad	Mainland	Canary Islands	Total
Jan-Jul19	8.3	4.7	3.5	6.5	7.3	4.3	2.6	5.7	11.1	6.6	5.2	8.8
Jan-Jul21	7.4	4.3	3.6	4.9	5.0	4.1	2.9	4.0	11.2	5.9	4.6	7.0
Change	-0.9	-0.4	0.1	-1.7	-2.2	-0.2	0.3	-1.7	0.0	-0.6	-0.6	-1.8



GUESTS AND BEDNIGHTS BY PLACE OF RESIDENCE



Note: LZ* (Lanzarote), FV* (Fuerteventura), GC* (Gran Canaria), TF* (Tenerife), LG* (La Gomera), LP* (La Palma) and EH* (El Hierro).

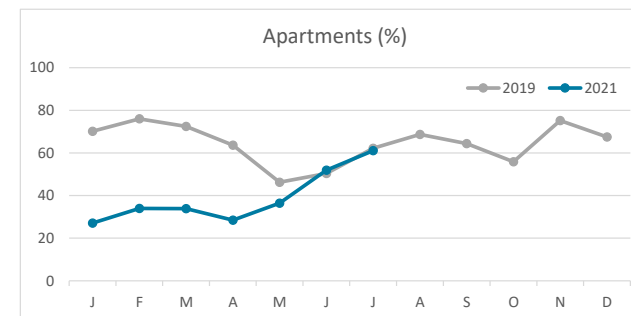
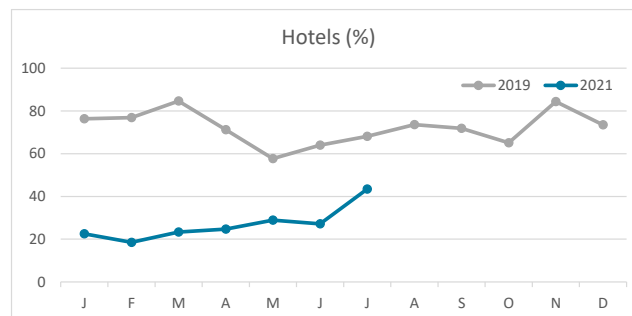
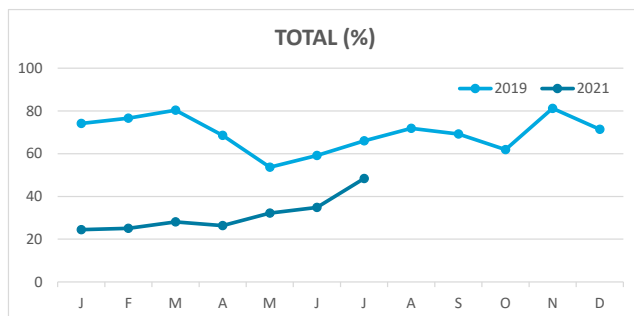
TOTAL does not coincide with the sum of hotel and non-hotel accommodations, since between April and July 2020 the breakdown by islands was not published.

Main tourist accommodation indicators

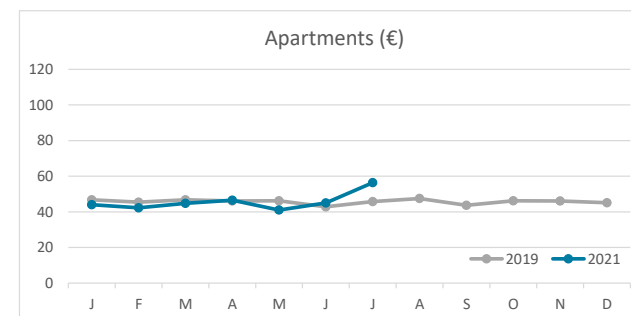
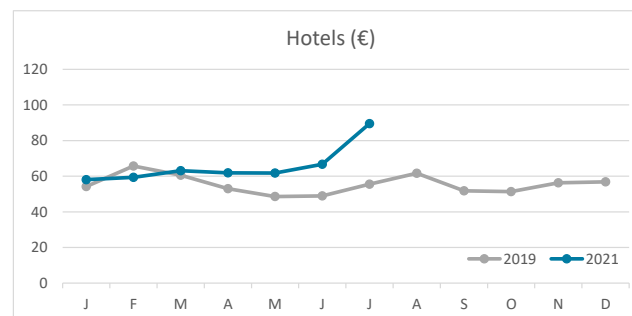
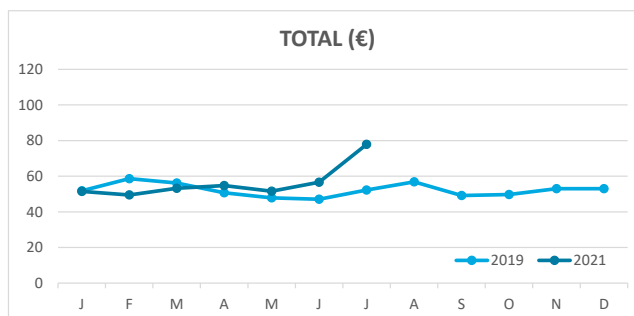
LA PALMA (January - July 2021)



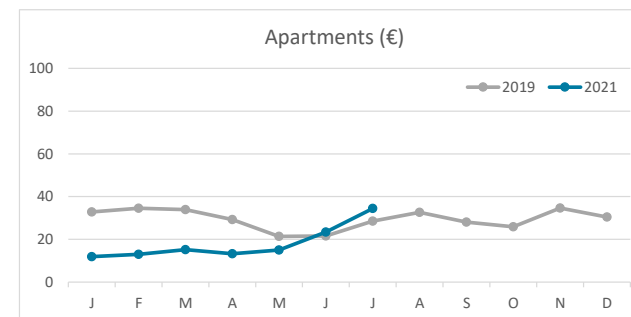
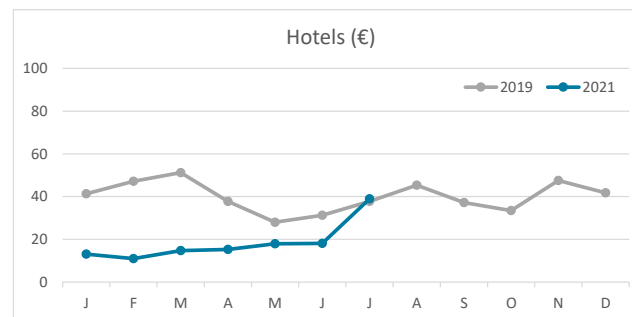
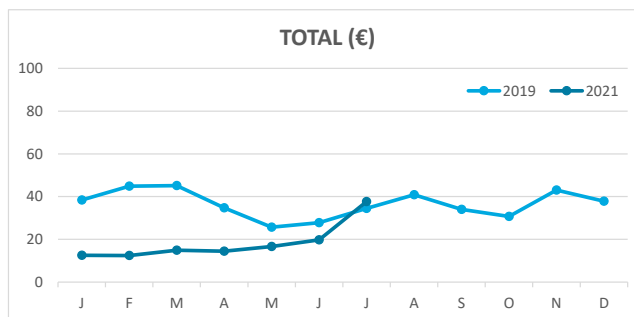
OCCUPANCY RATE PER ROOM / APARTMENT



ADR (Average Daily Rate)



REVPAR (Revenue Per Available Room)



Note: "Guests indicator" refers to number of guests checking in as new arrivals.
Source: Encuestas de Alojamiento Turístico (ISTAC)