


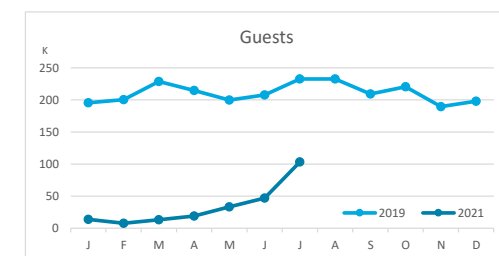
Main tourist accommodation indicators

LANZAROTE (January - July 2021)



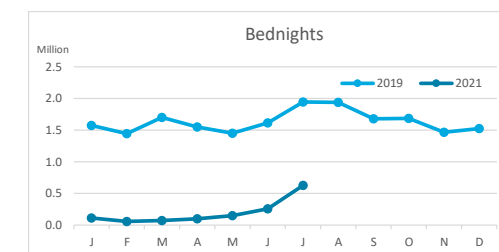
GUESTS BY ACCOMMODATION TYPE (*)

	TOTAL				Breakdown by accommodation type							
	Abroad	Mainland	Canary Islands	Total	Hotels				Apartments			
	Abroad	Mainland	Canary Islands	Total	Abroad	Mainland	Canary Islands	Total	Abroad	Mainland	Canary Islands	Total
Jan-Jul19	1,272,563	131,071	76,065	1,479,699	833,340	107,942	40,215	981,497	439,223	23,129	35,850	498,202
Jan-Jul21	111,169	77,785	48,536	237,490	82,287	61,193	26,652	170,132	28,882	16,592	21,884	67,358
Change	-1,161,394	-53,286	-27,529	-1,242,209	-751,053	-46,749	-13,563	-811,365	-410,341	-6,537	-13,966	-430,844
Change, %	-91.3%	-40.7%	-36.2%	-84.0%	-90.1%	-43.3%	-33.7%	-82.7%	-93.4%	-28.3%	-39.0%	-86.5%



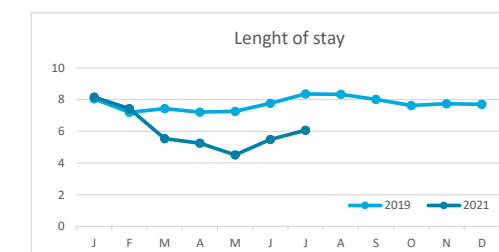
BEDNIGHTS

	TOTAL				Breakdown by accommodation type							
	Abroad	Mainland	Canary Islands	Total	Hotels				Apartments			
	Abroad	Mainland	Canary Islands	Total	Abroad	Mainland	Canary Islands	Total	Abroad	Mainland	Canary Islands	Total
Jan-Jul19	10,257,983	723,236	294,368	11,275,587	6,334,886	585,082	126,017	7,045,985	3,923,097	138,154	168,351	4,229,602
Jan-Jul21	807,017	408,666	162,768	1,378,451	576,081	317,663	77,145	970,889	230,936	91,003	85,623	407,562
Change	-9,450,966	-314,570	-131,600	-9,897,136	-5,758,805	-267,419	-48,872	-6,075,096	-3,692,161	-47,151	-82,728	-3,822,040
Change, %	-92.1%	-43.5%	-44.7%	-87.8%	-90.9%	-45.7%	-38.8%	-86.2%	-94.1%	-34.1%	-49.1%	-90.4%

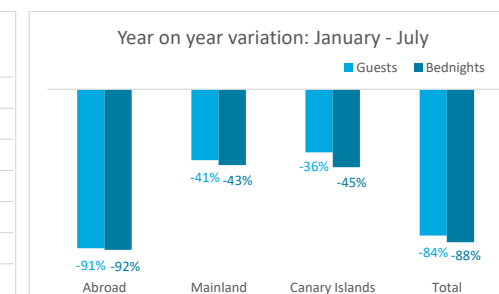
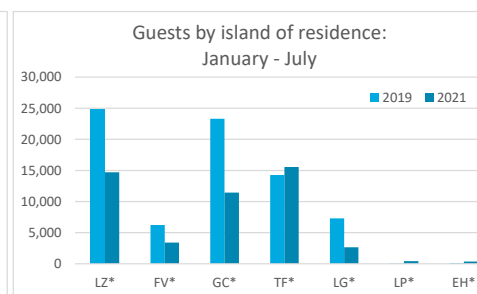
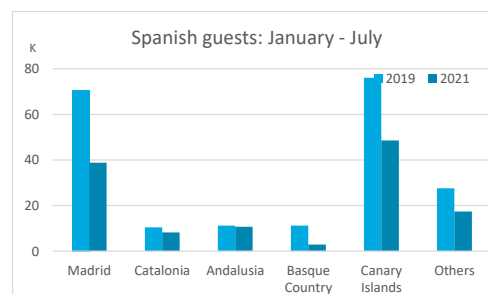
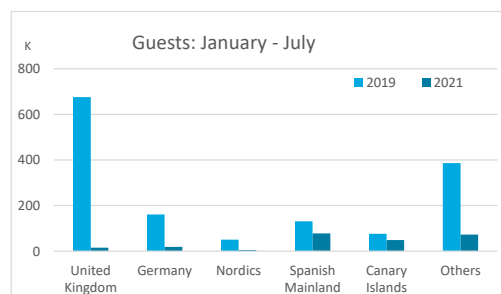


LENGHT OF STAY

	TOTAL				Breakdown by accommodation type							
	Abroad	Mainland	Canary Islands	Total	Hotels				Apartments			
	Abroad	Mainland	Canary Islands	Total	Abroad	Mainland	Canary Islands	Total	Abroad	Mainland	Canary Islands	Total
Jan-Jul19	8.1	5.5	3.9	7.6	7.6	5.4	3.1	7.2	8.9	6.0	4.7	8.5
Jan-Jul21	7.3	5.3	3.4	5.8	7.0	5.2	2.9	5.7	8.0	5.5	3.9	6.1
Change	-0.8	-0.3	-0.5	-1.8	-0.6	-0.2	-0.2	-1.5	-0.9	-0.5	-0.8	-2.4



GUESTS AND BEDNIGHTS BY PLACE OF RESIDENCE



Note: LZ* (Lanzarote), FV* (Fuerteventura), GC* (Gran Canaria), TF* (Tenerife), LG* (La Gomera), LP* (La Palma) and EH* (El Hierro).

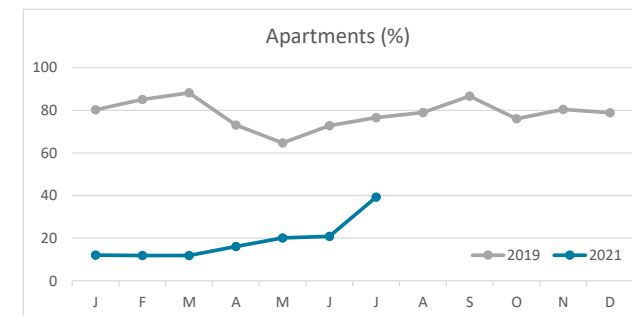
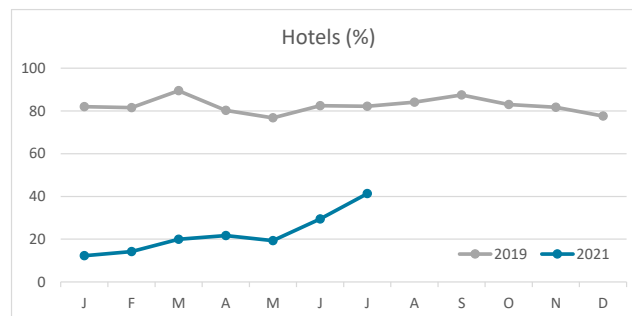
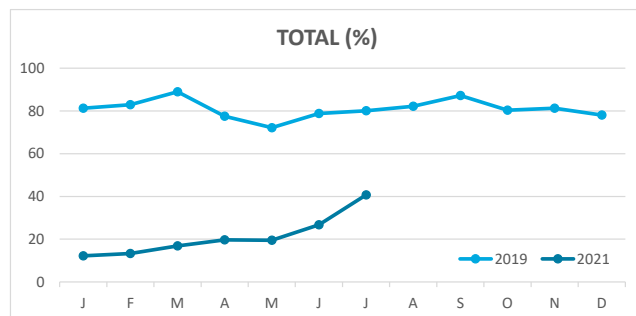
TOTAL does not coincide with the sum of hotel and non-hotel accommodations, since between April and July 2020 the breakdown by islands was not published.

Main tourist accommodation indicators

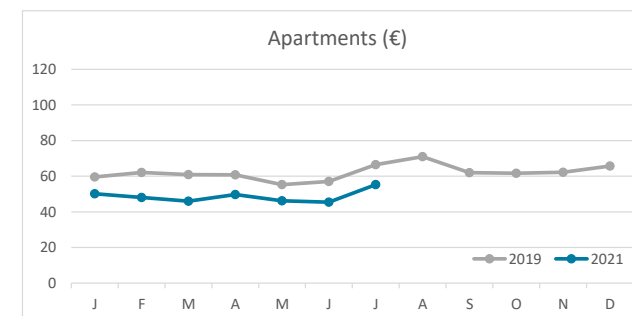
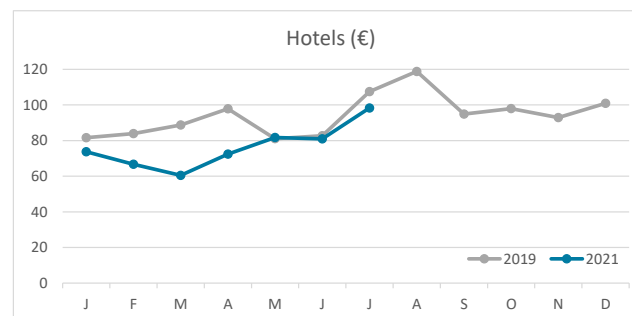
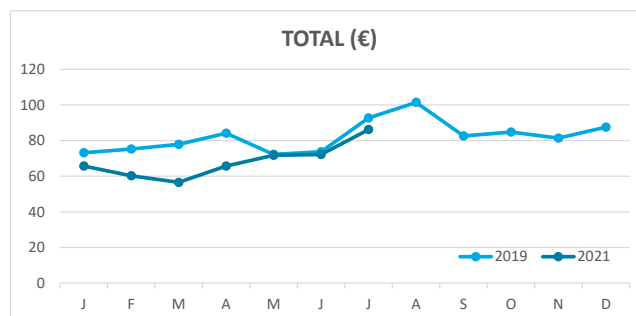
LANZAROTE (January - July 2021)



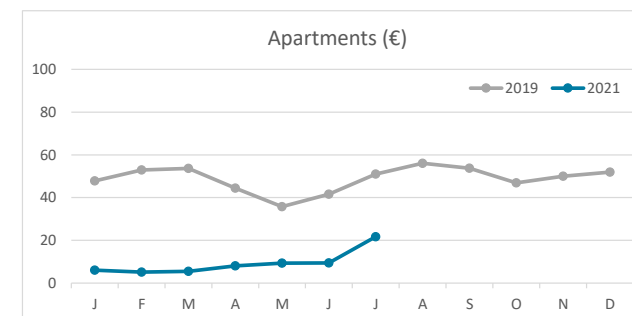
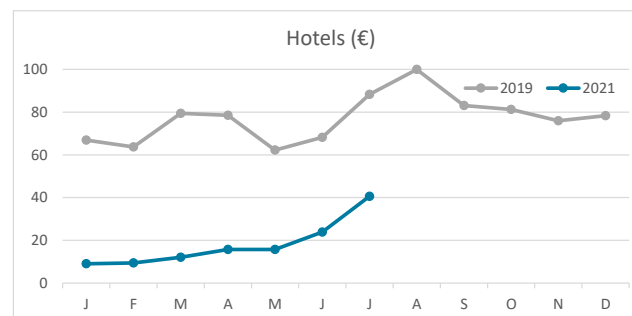
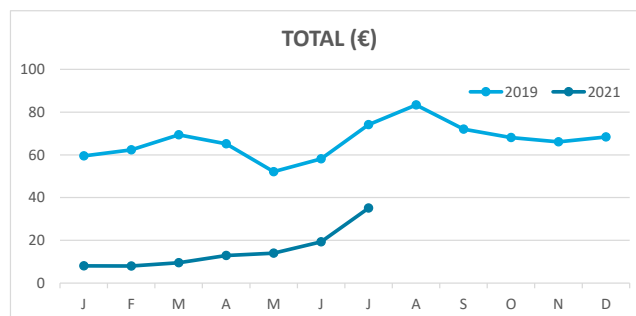
OCCUPANCY RATE PER ROOM / APARTMENT



ADR (Average Daily Rate)



REVPAR (Revenue Per Available Room)



Note: "Guests indicator" refers to number of guests checking in as new arrivals.
Source: Encuestas de Alojamiento Turístico (ISTAC)