


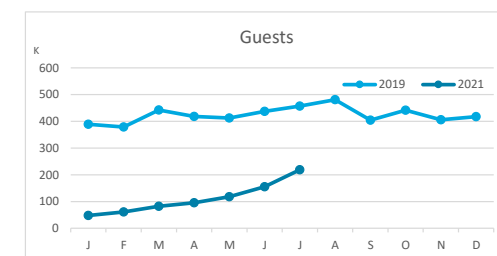
Main tourist accommodation indicators

TENERIFE (January - July 2021)



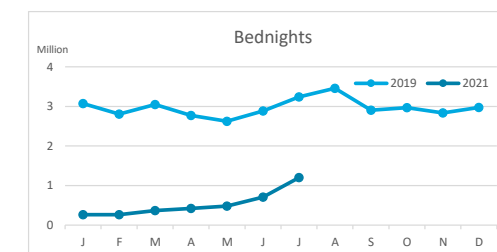
GUESTS BY ACCOMMODATION TYPE (*)

	TOTAL				Breakdown by accommodation type							
	Abroad	Mainland	Canary Islands	Total	Hotels				Apartments			
	Abroad	Mainland	Canary Islands	Total	Abroad	Mainland	Canary Islands	Total	Abroad	Mainland	Canary Islands	Total
Jan-Jul19	2,271,927	373,138	289,846	2,934,911	1,589,513	314,881	208,175	2,112,569	682,414	58,257	81,671	822,342
Jan-Jul21	362,355	167,395	247,789	777,539	267,717	148,018	182,814	598,549	94,638	19,377	64,975	178,990
Change	-1,909,572	-205,743	-42,057	-2,157,372	-1,321,796	-166,863	-25,361	-1,514,020	-587,776	-38,880	-16,696	-643,352
Change, %	-84.1%	-55.1%	-14.5%	-73.5%	-83.2%	-53.0%	-12.2%	-71.7%	-86.1%	-66.7%	-20.4%	-78.2%



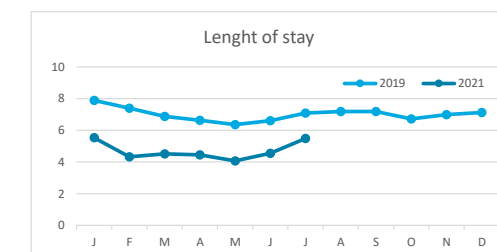
BEDNIGHTS

	TOTAL				Breakdown by accommodation type							
	Abroad	Mainland	Canary Islands	Total	Hotels				Apartments			
	Abroad	Mainland	Canary Islands	Total	Abroad	Mainland	Canary Islands	Total	Abroad	Mainland	Canary Islands	Total
Jan-Jul19	17,573,425	1,932,737	937,575	20,443,737	11,921,296	1,612,657	633,785	14,167,738	5,652,129	320,080	303,790	6,275,999
Jan-Jul21	2,407,212	669,929	629,256	3,706,397	1,758,311	579,534	439,482	2,777,327	648,901	90,395	189,774	929,070
Change	-15,166,213	-1,262,808	-308,319	-16,737,340	-10,162,985	-1,033,123	-194,303	-11,390,411	-5,003,228	-229,685	-114,016	-5,346,929
Change, %	-86.3%	-65.3%	-32.9%	-81.9%	-85.3%	-64.1%	-30.7%	-80.4%	-88.5%	-71.8%	-37.5%	-85.2%

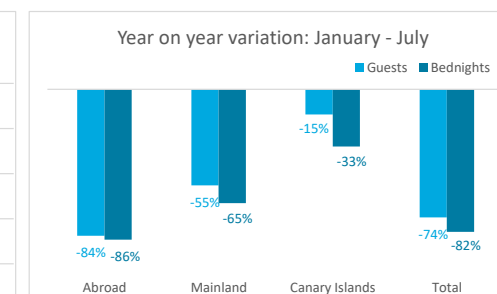
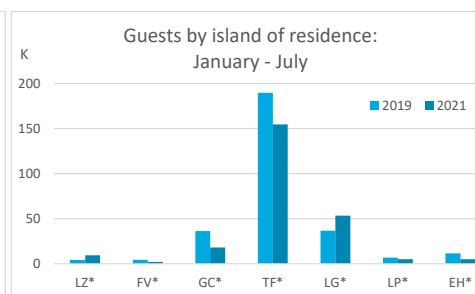
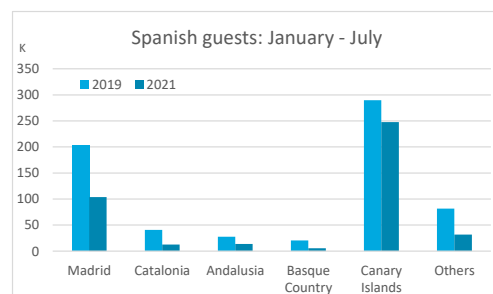
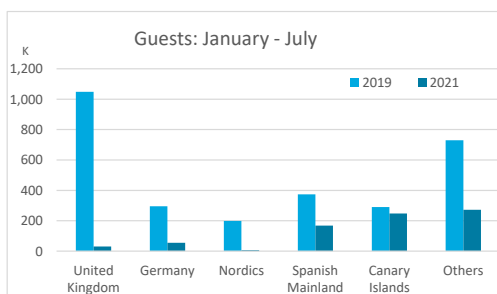


LENGHT OF STAY

	TOTAL				Breakdown by accommodation type							
	Abroad	Mainland	Canary Islands	Total	Hotels				Apartments			
	Abroad	Mainland	Canary Islands	Total	Abroad	Mainland	Canary Islands	Total	Abroad	Mainland	Canary Islands	Total
Jan-Jul19	7.7	5.2	3.2	7.0	7.5	5.1	3.0	6.7	8.3	5.5	3.7	7.6
Jan-Jul21	6.6	4.0	2.5	4.8	6.6	3.9	2.4	4.6	6.9	4.7	2.9	5.2
Change	-1.1	-1.2	-0.7	-2.2	-0.9	-1.2	-0.6	-2.1	-1.4	-0.8	-0.8	-2.4




GUESTS AND BEDNIGHTS BY PLACE OF RESIDENCE



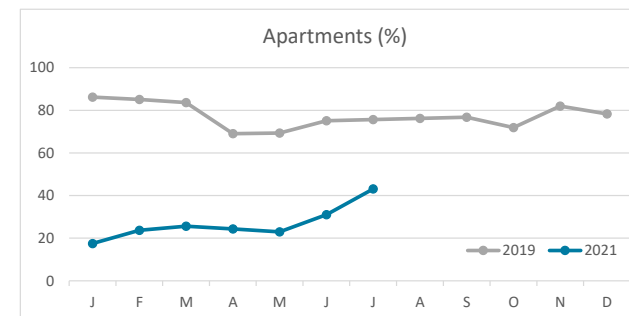
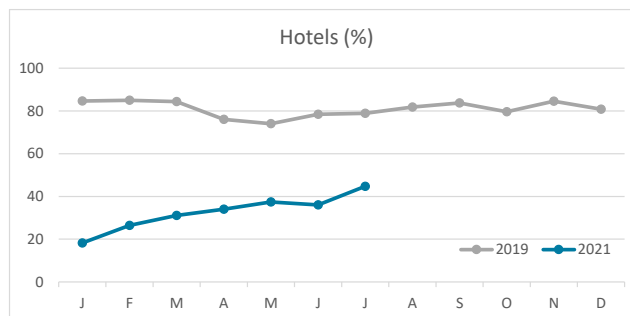
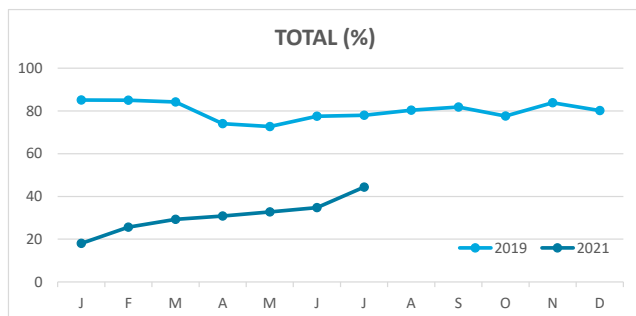
Note: LZ* (Lanzarote), FV* (Fuerteventura), GC* (Gran Canaria), TF* (Tenerife), LG* (La Gomera), LP* (La Palma) and EH* (El Hierro).
TOTAL does not coincide with the sum of hotel and non-hotel accommodations, since between April and July 2020 the breakdown by islands was not published.

Main tourist accommodation indicators

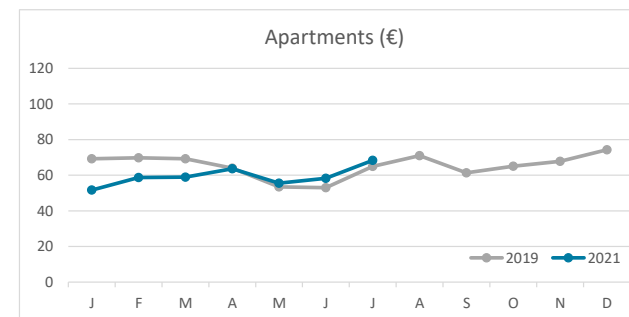
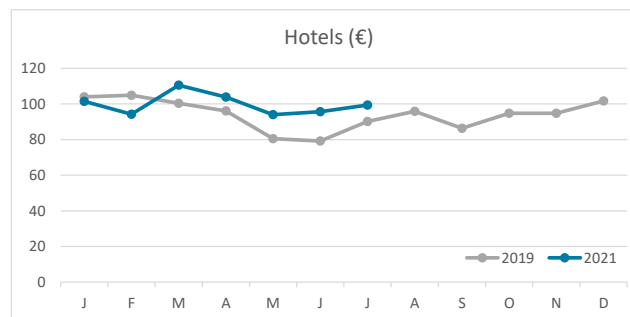
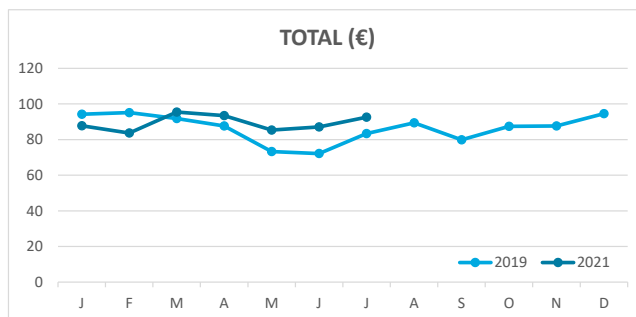
TENERIFE (January - July 2021)



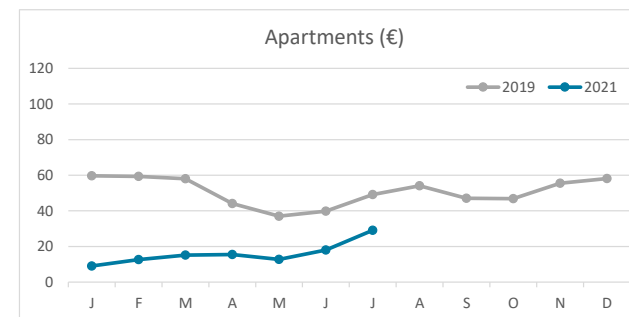
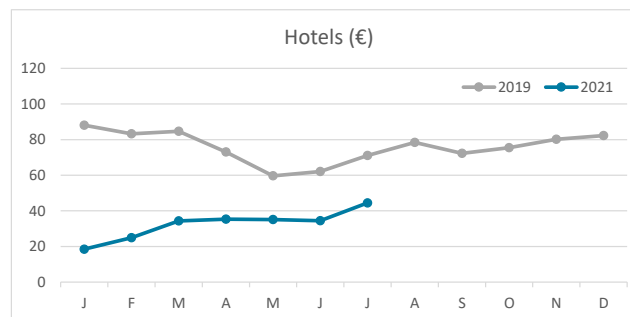
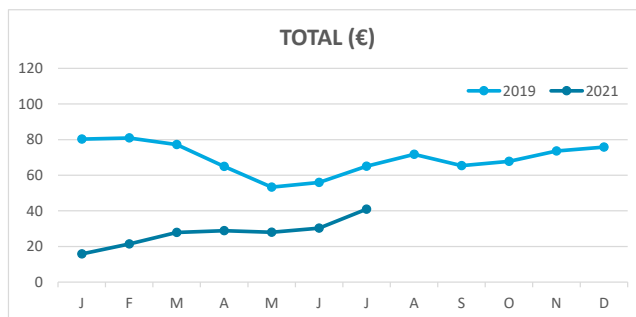
OCCUPANCY RATE PER ROOM / APARTMENT



ADR (Average Daily Rate)



REVPAR (Revenue Per Available Room)



Note: "Guests indicator" refers to number of guests checking in as new arrivals.
 Source: Encuestas de Alojamiento Turístico (ISTAC)