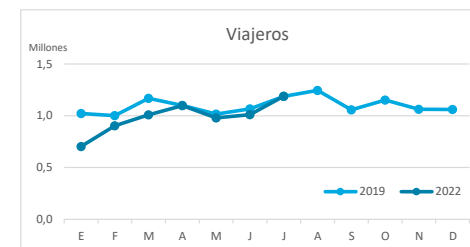


Principales indicadores de alojamiento turístico CANARIAS (hasta julio de 2022)



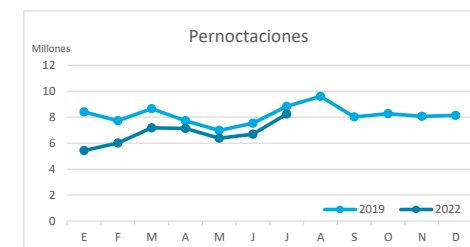
VIAJEROS EN ALOJAMIENTO TURÍSTICO

	Detalle según tipo de alojamiento											
	TOTAL				Hotelero				Extrahotelero			
	Extranjeros	Peninsulares	Canarios	Total	Extranjeros	Peninsulares	Canarios	Total	Extranjeros	Peninsulares	Canarios	Total
ene-jul19	6.076.192	752.799	732.207	7.561.198	4.348.265	646.181	469.914	5.464.360	1.727.927	106.618	262.293	2.096.838
ene-jul22	5.384.520	773.560	735.839	6.893.919	4.224.365	672.150	528.243	5.424.758	1.160.155	101.410	207.596	1.469.161
Dif	-691.672	20.761	3.632	-667.279	-123.900	25.969	58.329	-39.602	-567.772	-5.208	-54.697	-627.677
Dif, %	-11,4%	2,8%	0,5%	-8,8%	-2,8%	4,0%	12,4%	-0,7%	-32,9%	-4,9%	-20,9%	-29,9%



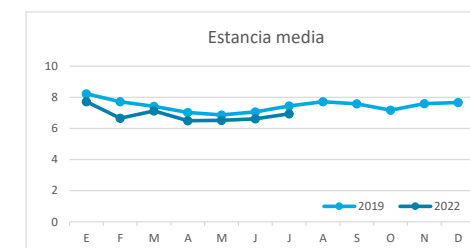
PERNOCTACIONES

	Detalle según tipo de alojamiento											
	TOTAL				Hotelero				Extrahotelero			
	Extranjeros	Peninsulares	Canarios	Total	Extranjeros	Peninsulares	Canarios	Total	Extranjeros	Peninsulares	Canarios	Total
ene-jul19	49.673.997	3.785.607	2.411.093	55.870.697	33.951.657	3.198.962	1.364.107	38.514.726	15.722.340	586.645	1.046.986	17.355.971
ene-jul22	41.129.118	3.637.256	2.312.412	47.078.786	31.100.087	3.090.497	1.479.016	35.669.600	10.029.031	546.759	833.396	11.409.186
Dif	-8.544.879	-148.351	-98.681	-8.791.911	-2.851.570	-108.465	114.909	-2.845.126	-5.693.309	-39.886	-213.590	-5.946.785
Dif, %	-17,2%	-3,9%	-4,1%	-15,7%	-8,4%	-3,4%	8,4%	-7,4%	-36,2%	-6,8%	-20,4%	-34,3%

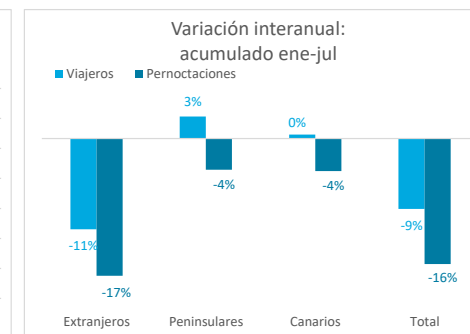
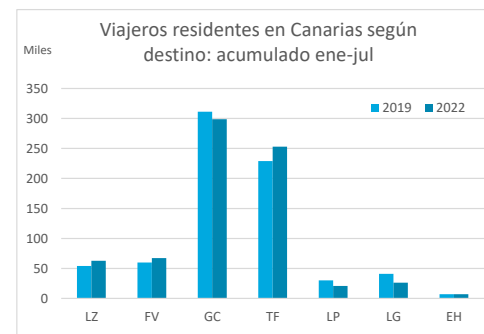
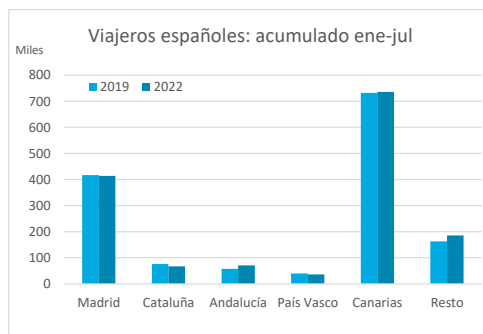
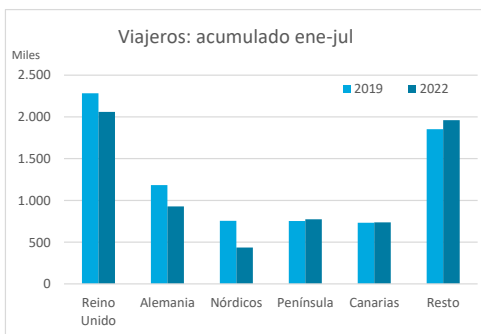


ESTANCIA MEDIA

	Detalle según tipo de alojamiento											
	TOTAL				Hotelero				Extrahotelero			
	Extranjeros	Peninsulares	Canarios	Total	Extranjeros	Peninsulares	Canarios	Total	Extranjeros	Peninsulares	Canarios	Total
ene-jul19	8,2	5,0	3,3	7,4	7,8	5,0	2,9	7,0	9,1	5,5	4,0	8,3
ene-jul22	7,6	4,7	3,1	6,8	7,4	4,6	2,8	6,6	8,6	5,4	4,0	7,8
Dif	-0,5	-0,3	-0,2	-0,6	-0,4	-0,4	-0,1	-0,5	-0,5	-0,1	0,0	-0,5



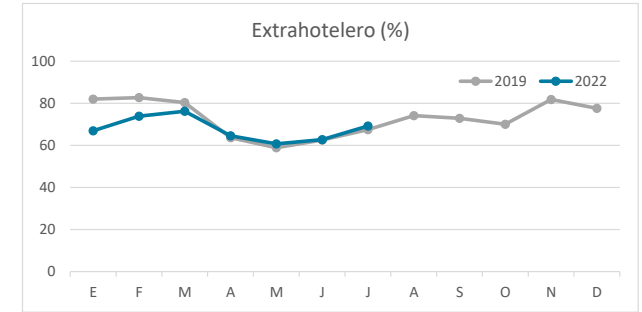
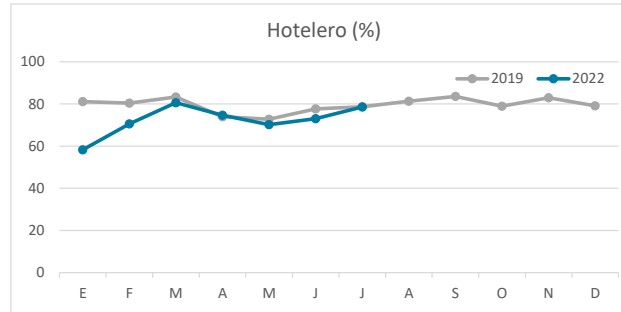
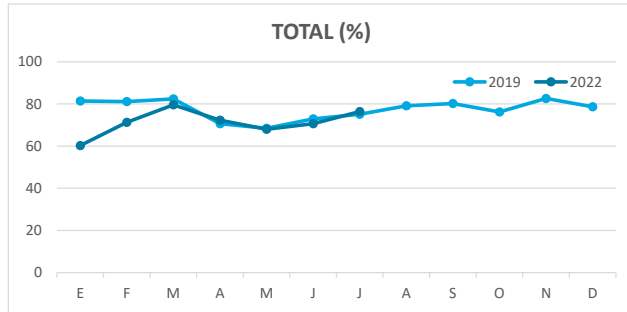
DETALLE VIAJEROS Y PERNOCTACIONES SEGÚN LUGAR DE RESIDENCIA



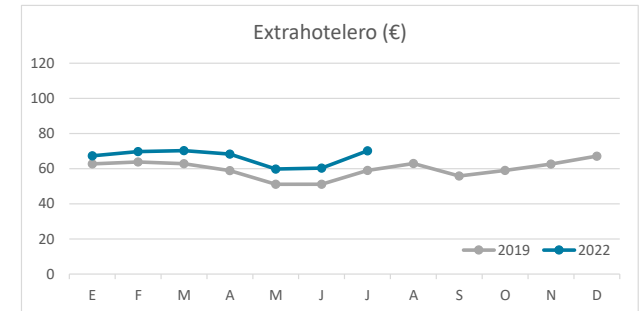
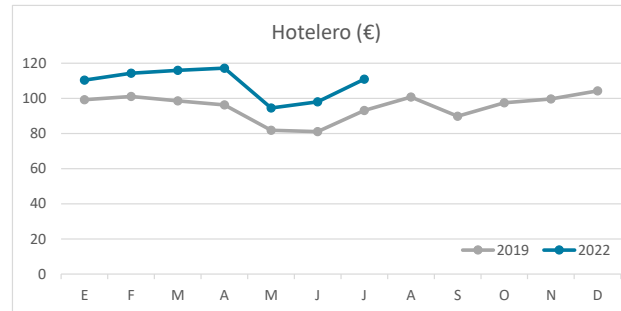
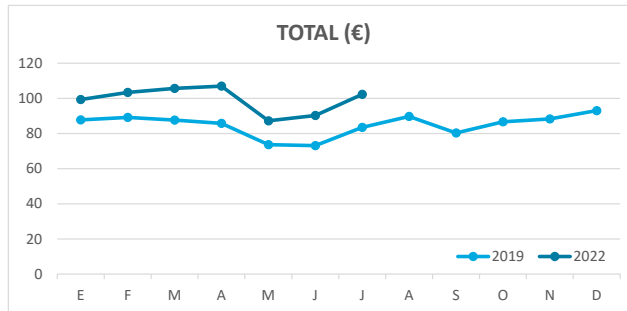
Principales indicadores de alojamiento turístico CANARIAS (hasta julio de 2022)



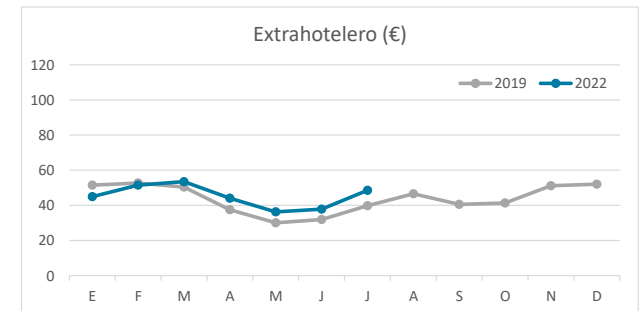
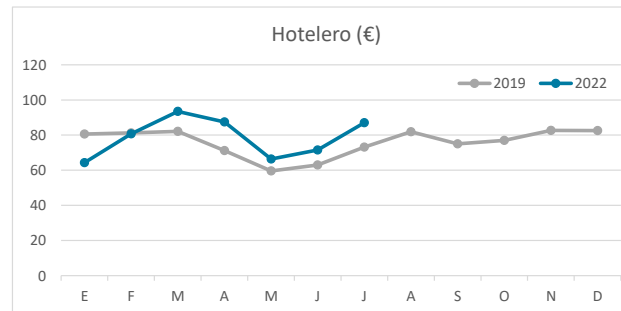
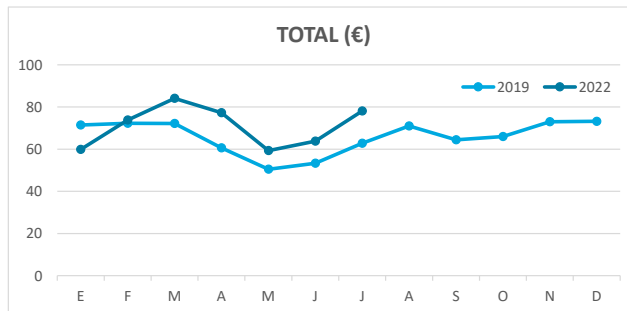
ÍNDICE DE OCUPACIÓN POR HABITACIÓN / APARTAMENTO



ADR (tarifa media diaria)



REVPAR (ingreso por habitación/apartamento disponible)



Nota: el indicador de viajeros se refiere a viajeros entrados.

Fuente: Encuestas de Alojamiento Turístico (ISTAC)