

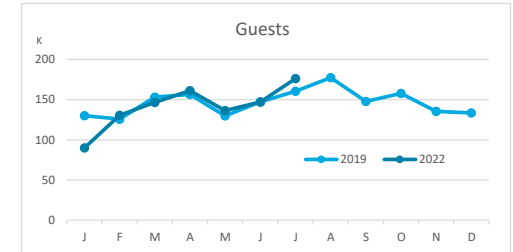
# Main tourist accommodation indicators

## FUERTEVENTURA (January - July 2022)



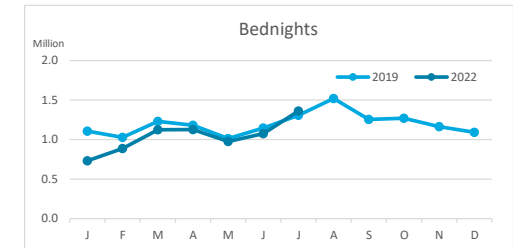
### GUESTS BY ACCOMMODATION TYPE (\*)

	Breakdown by accommodation type											
	TOTAL				Hotels				Apartments			
	Abroad	Mainland	Canary Islands	Total	Abroad	Mainland	Canary Islands	Total	Abroad	Mainland	Canary Islands	Total
Jan-Jul 19	884,189	59,017	59,935	<b>1,003,141</b>	768,467	48,821	44,989	<b>862,277</b>	115,722	10,196	14,946	<b>140,864</b>
Jan-Jul 22	853,799	66,517	67,361	<b>987,677</b>	765,135	53,357	54,373	<b>872,865</b>	88,664	13,160	12,988	<b>114,812</b>
Change	-30,390	7,500	7,426	<b>-15,464</b>	-3,332	4,536	9,384	<b>10,588</b>	-27,058	2,964	-1,958	<b>-26,052</b>
Change, %	-3.4%	12.7%	12.4%	<b>-1.5%</b>	-0.4%	9.3%	20.9%	<b>1.2%</b>	-23.4%	29.1%	-13.1%	<b>-18.5%</b>



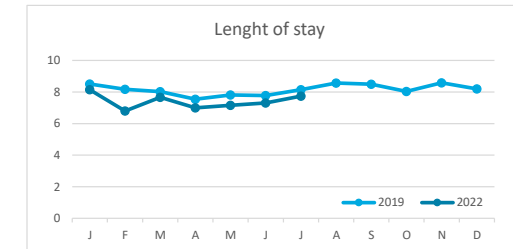
### BEDNIGHTS

	Breakdown by accommodation type											
	TOTAL				Hotels				Apartments			
	Abroad	Mainland	Canary Islands	Total	Abroad	Mainland	Canary Islands	Total	Abroad	Mainland	Canary Islands	Total
Jan-Jul 19	7,504,087	290,996	217,022	<b>8,012,105</b>	6,295,948	248,801	151,737	<b>6,696,486</b>	1,208,139	42,195	65,285	<b>1,315,619</b>
Jan-Jul 22	6,717,841	318,554	247,761	<b>7,284,156</b>	5,906,908	258,538	192,947	<b>6,358,393</b>	810,933	60,016	54,814	<b>925,763</b>
Change	-786,246	27,558	30,739	<b>-727,949</b>	-389,040	9,737	41,210	<b>-338,093</b>	-397,206	17,821	-10,471	<b>-389,856</b>
Change, %	-10.5%	9.5%	14.2%	<b>-9.1%</b>	-6.2%	3.9%	27.2%	<b>-5.0%</b>	-32.9%	42.2%	-16.0%	<b>-29.6%</b>

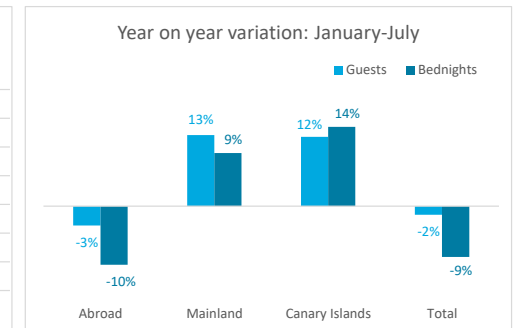
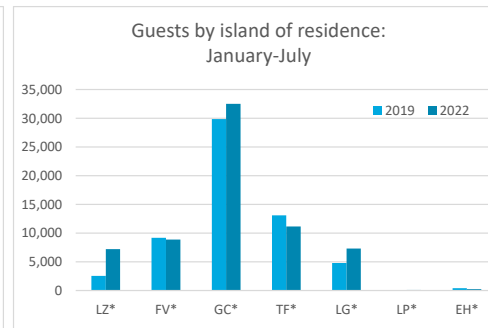
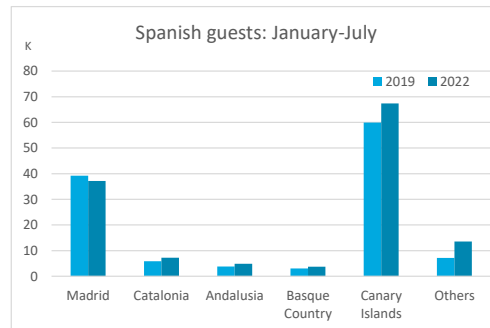
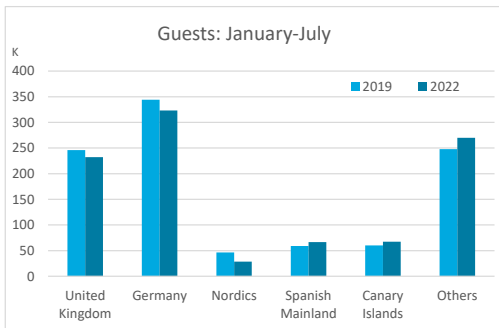


### LENGHT OF STAY

	Breakdown by accommodation type											
	TOTAL				Hotels				Apartments			
	Abroad	Mainland	Canary Islands	Total	Abroad	Mainland	Canary Islands	Total	Abroad	Mainland	Canary Islands	Total
Jan-Jul 19	8.5	4.9	3.6	<b>8.0</b>	8.2	5.1	3.4	<b>7.8</b>	10.4	4.1	4.4	<b>9.3</b>
Jan-Jul 22	7.9	4.8	3.7	<b>7.4</b>	7.7	4.8	3.5	<b>7.3</b>	9.1	4.6	4.2	<b>8.1</b>
Change	-0.6	-0.1	0.1	<b>-0.6</b>	-0.5	-0.3	0.2	<b>-0.5</b>	-1.3	0.4	-0.1	<b>-1.3</b>



### GUESTS AND BEDNIGHTS BY PLACE OF RESIDENCE

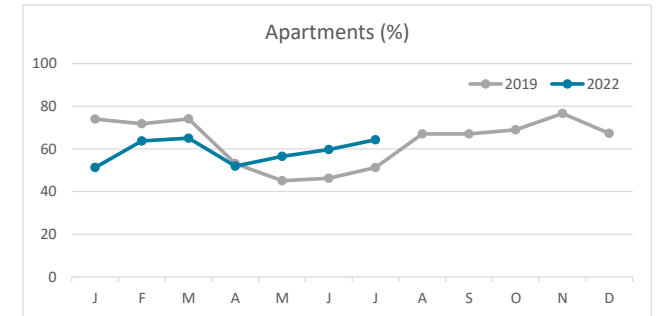
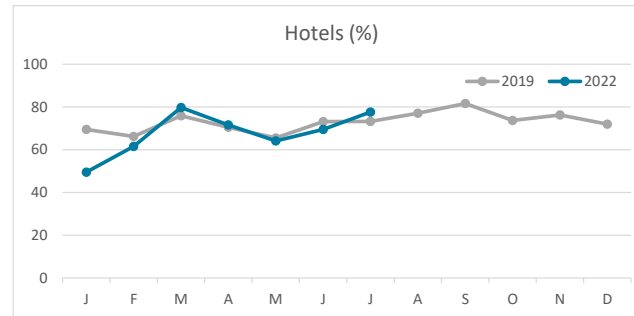
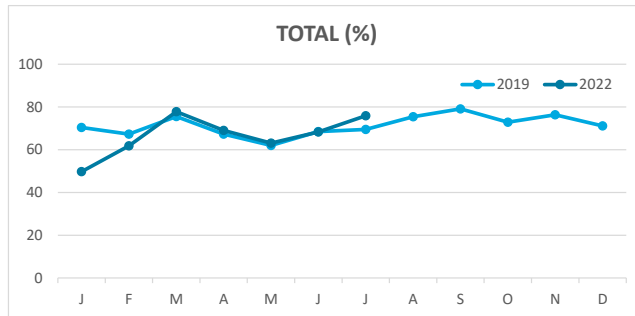


Note: LZ\* (Lanzarote), FV\* (Fuerteventura), GC\* (Gran Canaria), TF\* (Tenerife), LG\* (La Gomera), LP\* (La Palma) and EH\* (El Hierro).

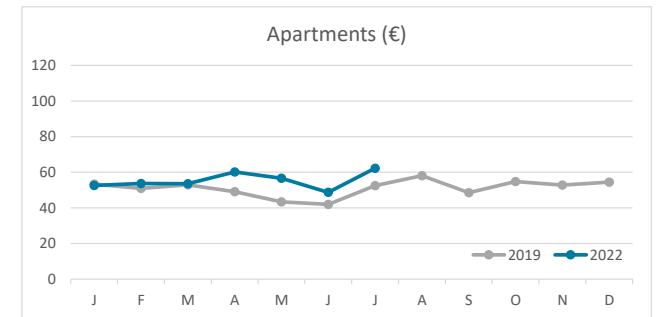
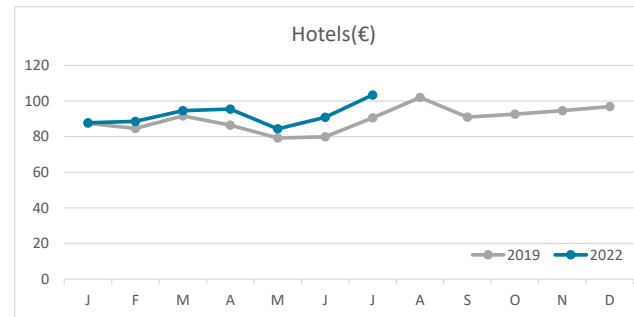
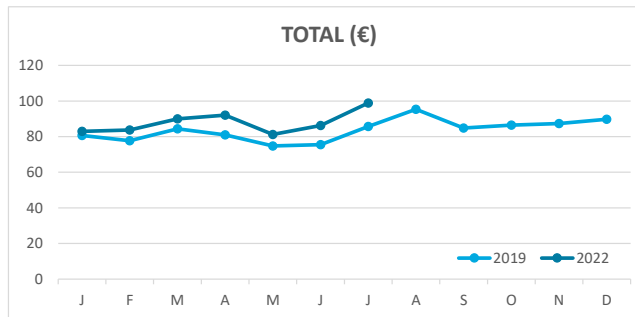
# Main tourist accommodation indicators FUERTEVENTURA (January - July 2022)



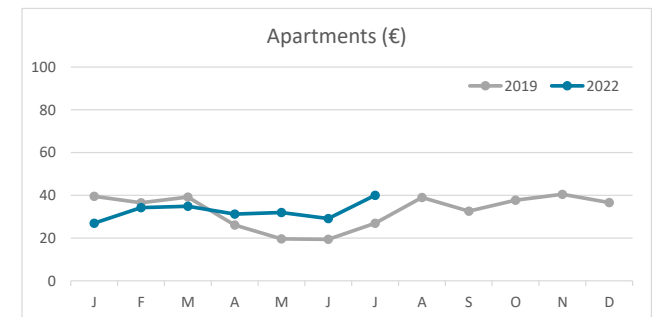
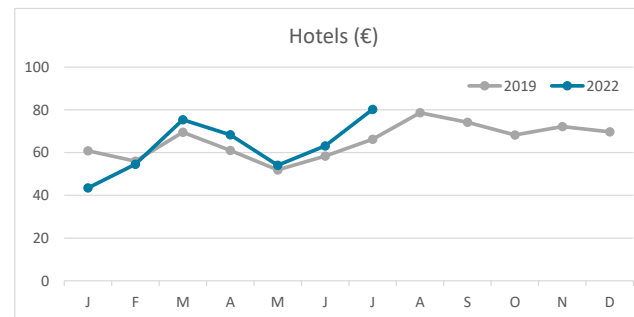
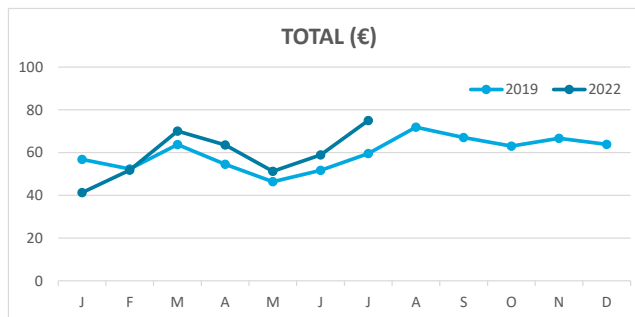
## OCCUPANCY RATE PER ROOM / APARTMENT



## ADR (Average Daily Rate)



## REVPAR (Revenue Per Available Room)



Note: "Guests indicator" refers to number of guests checking in as new arrivals.  
Source: Encuestas de Alojamiento Turístico (ISTAC)