

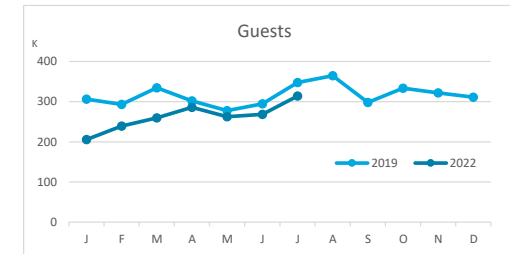
# Main tourist accommodation indicators

## GRAN CANARIA (January - July 2022)



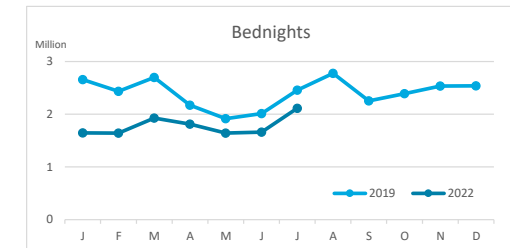
### GUESTS BY ACCOMMODATION TYPE (\*)

	Breakdown by accommodation type											
	TOTAL				Hotels				Apartments			
	Abroad	Mainland	Canary Islands	Total	Abroad	Mainland	Canary Islands	Total	Abroad	Mainland	Canary Islands	Total
Jan-Jul 19	1,650,091	194,071	311,351	<b>2,155,513</b>	1,106,476	171,824	176,750	<b>1,455,050</b>	543,615	22,247	134,601	<b>700,463</b>
Jan-Jul 22	1,331,420	204,707	298,691	<b>1,834,818</b>	1,046,622	185,549	203,669	<b>1,435,840</b>	284,798	19,158	95,022	<b>398,978</b>
Change	<b>-318,671</b>	10,636	<b>-12,660</b>	<b>-320,695</b>	<b>-59,854</b>	13,725	26,919	<b>-19,210</b>	<b>-258,817</b>	<b>-3,089</b>	<b>-39,579</b>	<b>-301,485</b>
Change, %	<b>-19.3%</b>	5.5%	<b>-4.1%</b>	<b>-14.9%</b>	<b>-5.4%</b>	8.0%	15.2%	<b>-1.3%</b>	<b>-47.6%</b>	<b>-13.9%</b>	<b>-29.4%</b>	<b>-43.0%</b>



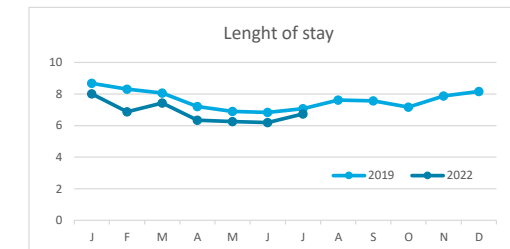
### BEDNIGHTS

	Breakdown by accommodation type											
	TOTAL				Hotels				Apartments			
	Abroad	Mainland	Canary Islands	Total	Abroad	Mainland	Canary Islands	Total	Abroad	Mainland	Canary Islands	Total
Jan-Jul 19	14,471,120	870,162	1,006,062	<b>16,347,344</b>	9,042,933	739,416	514,457	<b>10,296,806</b>	5,428,187	130,746	491,605	<b>6,050,538</b>
Jan-Jul 22	10,669,943	842,006	938,186	<b>12,450,135</b>	7,900,811	747,377	541,272	<b>9,189,460</b>	2,769,132	94,629	396,914	<b>3,260,675</b>
Change	<b>-3,801,177</b>	<b>-28,156</b>	<b>-67,876</b>	<b>-3,897,209</b>	<b>-1,142,122</b>	7,961	26,815	<b>-1,107,346</b>	<b>-2,659,055</b>	<b>-36,117</b>	<b>-94,691</b>	<b>-2,789,863</b>
Change, %	<b>-26.3%</b>	<b>-3.2%</b>	<b>-6.7%</b>	<b>-23.8%</b>	<b>-12.6%</b>	1.1%	5.2%	<b>-10.8%</b>	<b>-49.0%</b>	<b>-27.6%</b>	<b>-19.3%</b>	<b>-46.1%</b>

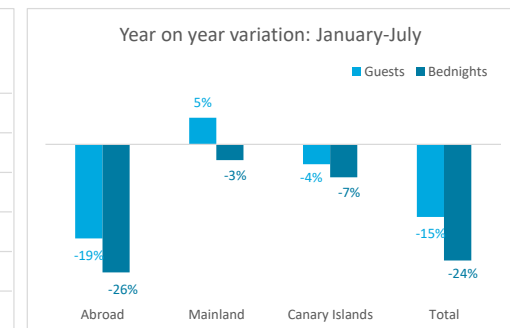
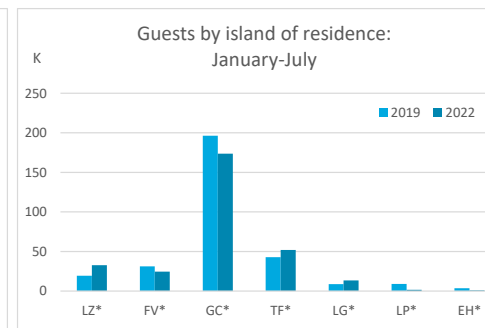
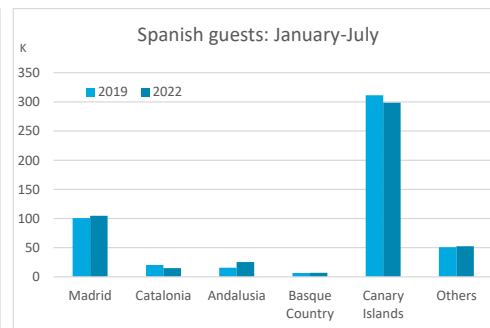
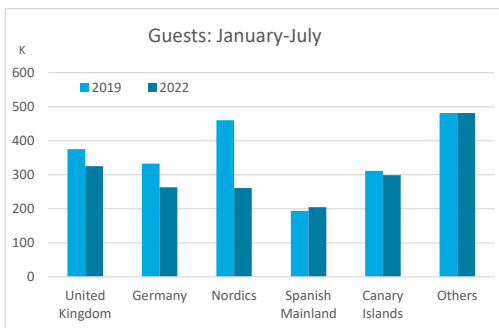


### LENGHT OF STAY

	Breakdown by accommodation type											
	TOTAL				Hotels				Apartments			
	Abroad	Mainland	Canary Islands	Total	Abroad	Mainland	Canary Islands	Total	Abroad	Mainland	Canary Islands	Total
Jan-Jul 19	8.8	4.5	3.2	<b>7.6</b>	8.2	4.3	2.9	<b>7.1</b>	10.0	5.9	3.7	<b>8.6</b>
Jan-Jul 22	8.0	4.1	3.1	<b>6.8</b>	7.5	4.0	2.7	<b>6.4</b>	9.7	4.9	4.2	<b>8.2</b>
Change	<b>-0.8</b>	<b>-0.4</b>	<b>-0.1</b>	<b>-0.8</b>	<b>-0.6</b>	<b>-0.3</b>	<b>-0.3</b>	<b>-0.7</b>	<b>-0.3</b>	<b>-0.9</b>	0.5	<b>-0.5</b>



### GUESTS AND BEDNIGHTS BY PLACE OF RESIDENCE

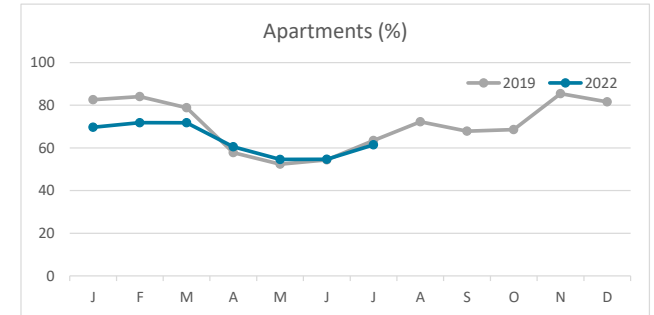
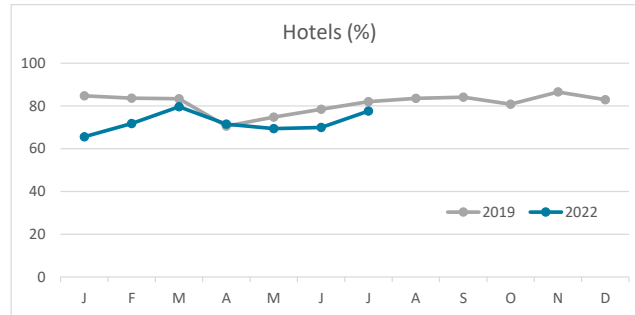
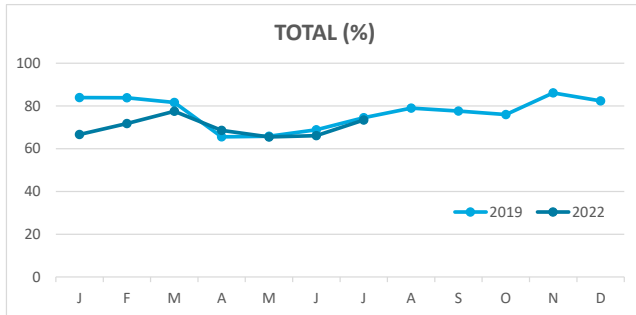


Note: LZ\* (Lanzarote), FV\* (Fuerteventura), GC\* (Gran Canaria), TF\* (Tenerife), LG\* (La Gomera), LP\* (La Palma) and EH\* (El Hierro).

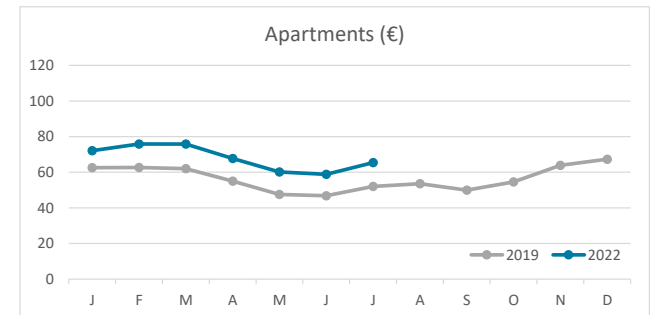
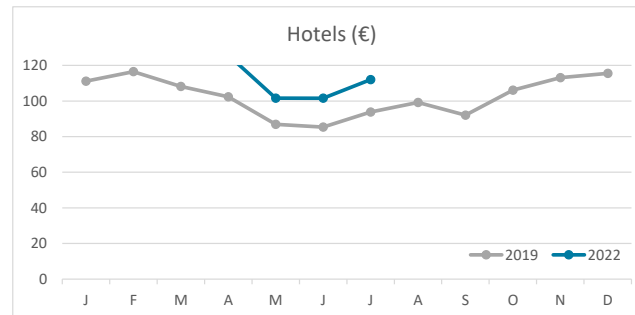
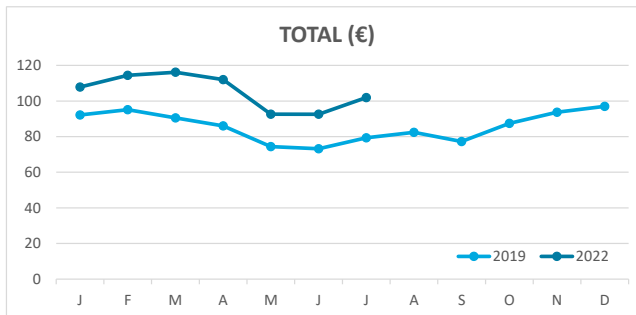
# Main tourist accommodation indicators GRAN CANARIA (January - July 2022)



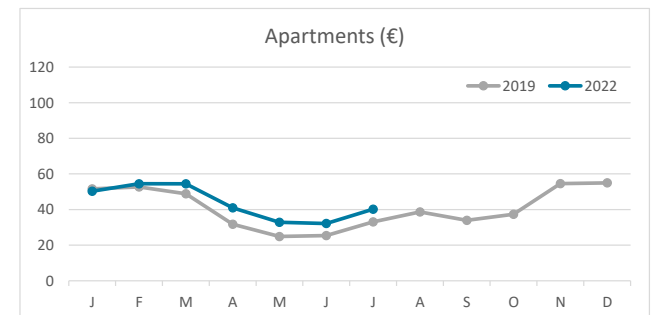
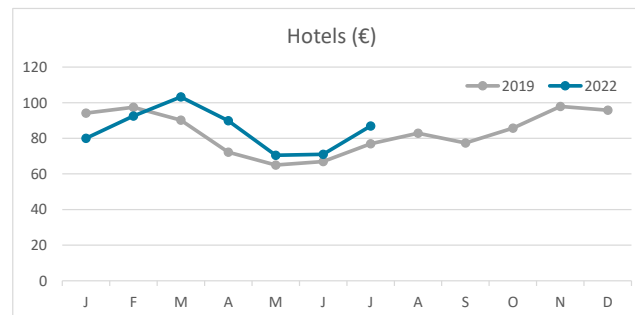
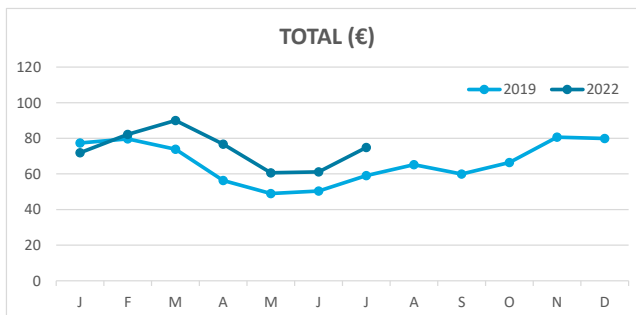
## OCCUPANCY RATE PER ROOM / APARTMENT



## ADR (Average Daily Rate)



## REVPAR (Revenue Per Available Room)



Note: "Guests indicator" refers to number of guests checking in as new arrivals.  
Source: Encuestas de Alojamiento Turístico (ISTAC)