

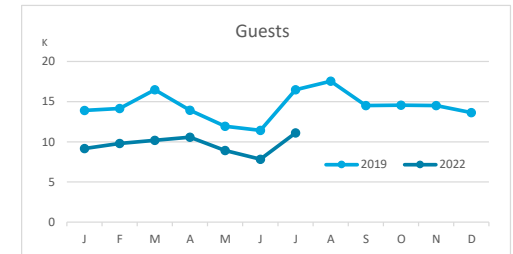
Main tourist accommodation indicators

LA GOMERA (January - July 2022)



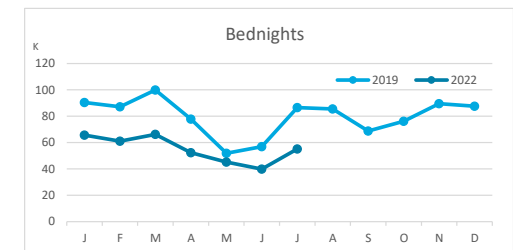
GUESTS BY ACCOMMODATION TYPE (*)

| | Breakdown by accommodation type | | | | | | | | | | | |
|------------|---------------------------------|----------|----------------|----------------|---------|----------|----------------|----------------|------------|----------|----------------|----------------|
| | TOTAL | | | | Hotels | | | | Apartments | | | |
| | Abroad | Mainland | Canary Islands | Total | Abroad | Mainland | Canary Islands | Total | Abroad | Mainland | Canary Islands | Total |
| Jan-Jul 19 | 54,661 | 2,696 | 40,949 | 98,306 | 35,202 | 1,453 | 24,608 | 61,263 | 19,459 | 1,243 | 16,341 | 37,043 |
| Jan-Jul 22 | 38,735 | 2,746 | 26,085 | 67,566 | 24,930 | 2,048 | 17,326 | 44,304 | 13,805 | 698 | 8,759 | 23,262 |
| Change | -15,926 | 50 | -14,864 | -30,740 | -10,272 | 595 | -7,282 | -16,959 | -5,654 | -545 | -7,582 | -13,781 |
| Change, % | -29.1% | 1.9% | -36.3% | -31.3% | -29.2% | 40.9% | -29.6% | -27.7% | -29.1% | -43.8% | -46.4% | -37.2% |



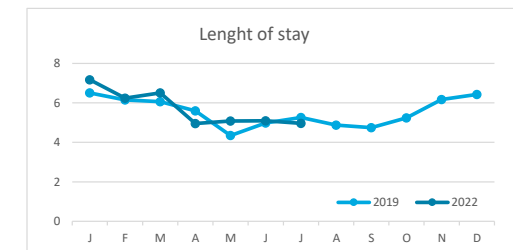
BEDNIGHTS

| | Breakdown by accommodation type | | | | | | | | | | | |
|------------|---------------------------------|----------|----------------|-----------------|---------|----------|----------------|----------------|------------|----------|----------------|----------------|
| | TOTAL | | | | Hotels | | | | Apartments | | | |
| | Abroad | Mainland | Canary Islands | Total | Abroad | Mainland | Canary Islands | Total | Abroad | Mainland | Canary Islands | Total |
| Jan-Jul 19 | 426,593 | 8,697 | 115,636 | 550,926 | 238,291 | 4,725 | 51,275 | 294,291 | 188,302 | 3,972 | 64,361 | 256,635 |
| Jan-Jul 22 | 305,953 | 9,265 | 70,568 | 385,786 | 163,050 | 6,673 | 40,000 | 209,723 | 142,903 | 2,592 | 30,568 | 176,063 |
| Change | -120,640 | 568 | -45,068 | -165,140 | -75,241 | 1,948 | -11,275 | -84,568 | -45,399 | -1,380 | -33,793 | -80,572 |
| Change, % | -28.3% | 6.5% | -39.0% | -30.0% | -31.6% | 41.2% | -22.0% | -28.7% | -24.1% | -34.7% | -52.5% | -31.4% |

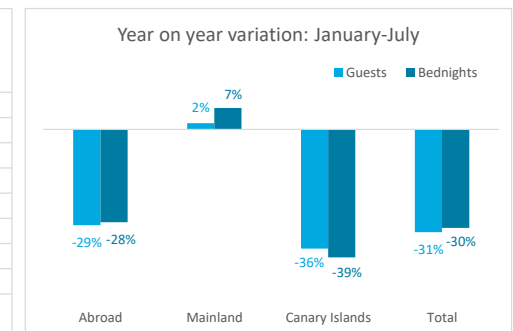
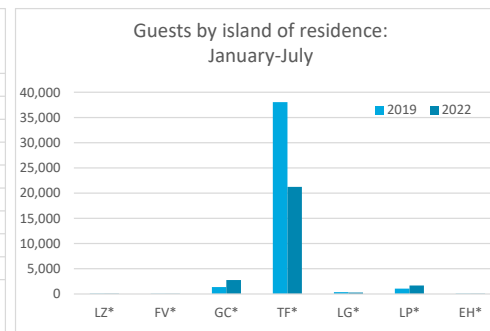
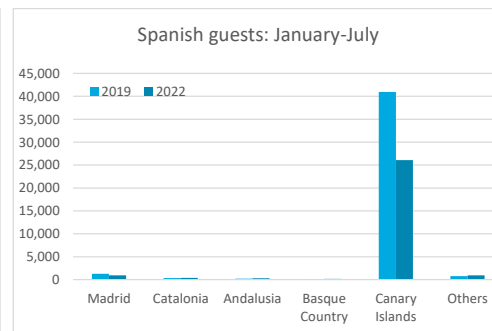
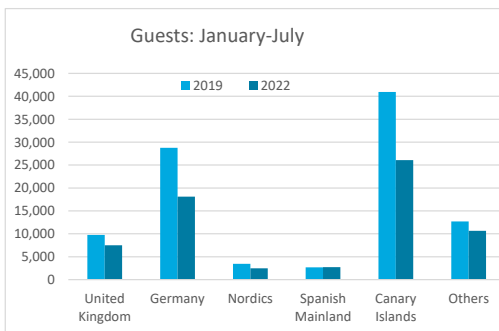


LENGHT OF STAY

| | Breakdown by accommodation type | | | | | | | | | | | |
|------------|---------------------------------|----------|----------------|------------|--------|----------|----------------|-------------|------------|----------|----------------|------------|
| | TOTAL | | | | Hotels | | | | Apartments | | | |
| | Abroad | Mainland | Canary Islands | Total | Abroad | Mainland | Canary Islands | Total | Abroad | Mainland | Canary Islands | Total |
| Jan-Jul 19 | 7.8 | 3.2 | 2.8 | 5.6 | 6.8 | 3.3 | 2.1 | 4.8 | 9.7 | 3.2 | 3.9 | 6.9 |
| Jan-Jul 22 | 7.9 | 3.4 | 2.7 | 5.7 | 6.5 | 3.3 | 2.3 | 4.7 | 10.4 | 3.7 | 3.5 | 7.6 |
| Change | 0.1 | 0.1 | -0.1 | 0.1 | -0.2 | 0.0 | 0.2 | -0.1 | 0.7 | 0.5 | -0.4 | 0.6 |



GUESTS AND BEDNIGHTS BY PLACE OF RESIDENCE

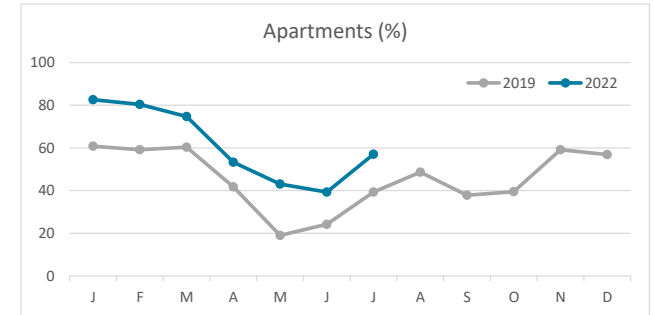
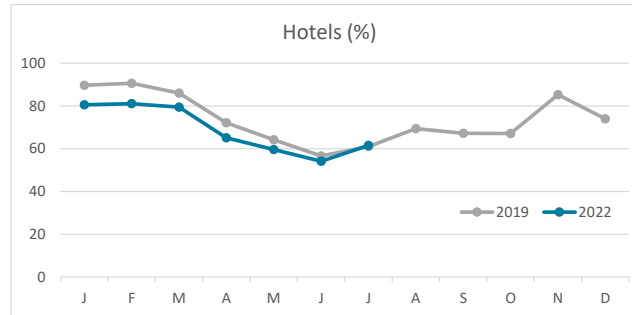
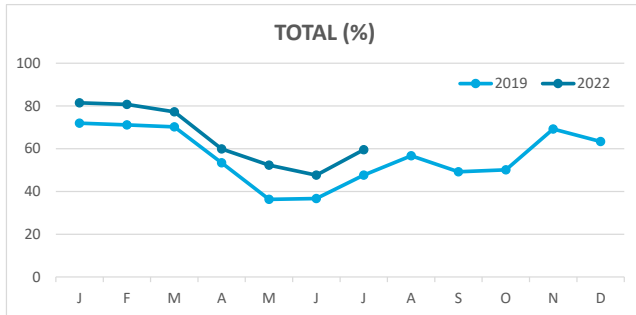


Note: LZ* (Lanzarote), FV* (Fuerteventura), GC* (Gran Canaria), TF* (Tenerife), LG* (La Gomera), LP* (La Palma) and EH* (El Hierro).

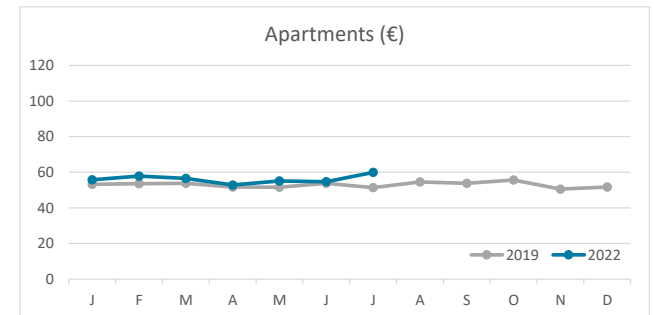
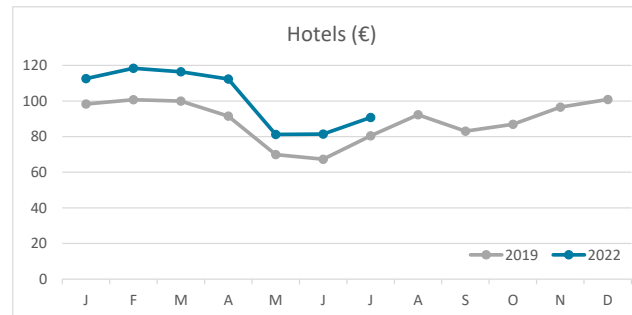
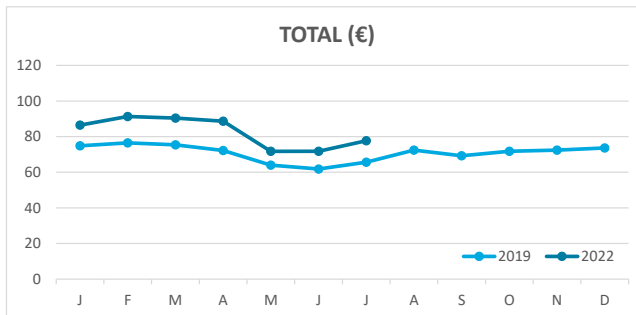
Main tourist accommodation indicators LA GOMERA (January - July 2022)



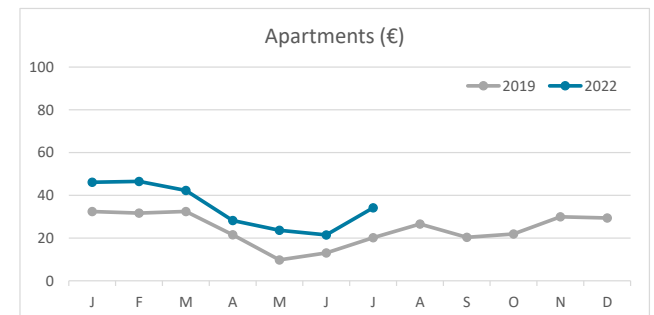
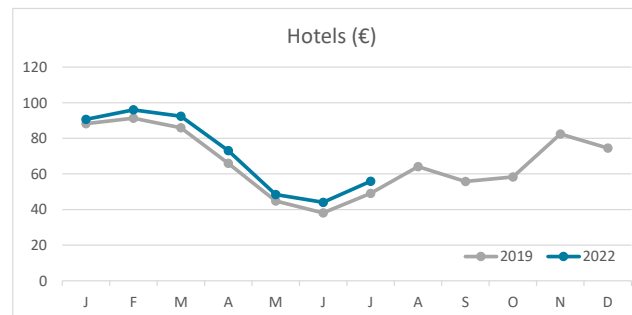
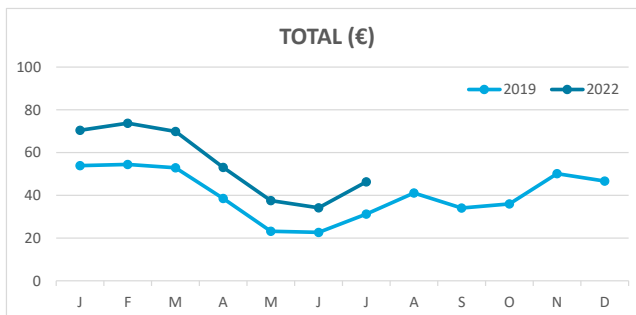
OCCUPANCY RATE PER ROOM / APARTMENT



ADR (Average Daily Rate)



REVPAR (Revenue Per Available Room)



Note: "Guests indicator" refers to number of guests checking in as new arrivals.
Source: Encuestas de Alojamiento Turístico (ISTAC)