

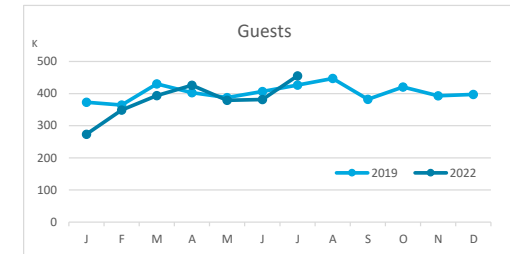
Main tourist accommodation indicators

TENERIFE (January - July 2022)



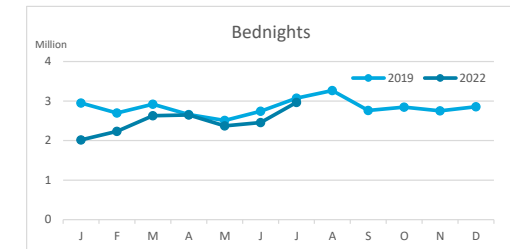
GUESTS BY ACCOMMODATION TYPE (*)

	Breakdown by accommodation type											
	TOTAL				Hotels				Apartments			
	Abroad	Mainland	Canary Islands	Total	Abroad	Mainland	Canary Islands	Total	Abroad	Mainland	Canary Islands	Total
Jan-Jul 19	2,203,228	359,761	228,828	2,791,817	1,561,414	308,209	170,998	2,040,621	641,814	51,552	57,830	751,196
Jan-Jul 22	2,076,157	329,527	253,134	2,658,818	1,617,617	293,583	199,899	2,111,099	458,540	35,944	53,235	547,719
Change	-127,071	-30,234	24,306	-132,999	56,203	-14,626	28,901	70,478	-183,274	-15,608	-4,595	-203,477
Change, %	-5.8%	-8.4%	10.6%	-4.8%	3.6%	-4.7%	16.9%	3.5%	-28.6%	-30.3%	-7.9%	-27.1%



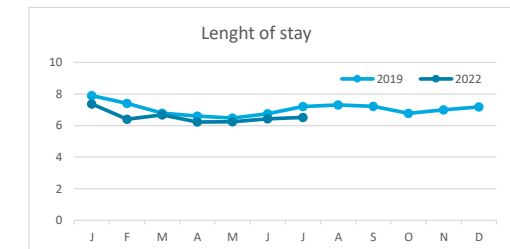
BEDNIGHTS

	Breakdown by accommodation type											
	TOTAL				Hotels				Apartments			
	Abroad	Mainland	Canary Islands	Total	Abroad	Mainland	Canary Islands	Total	Abroad	Mainland	Canary Islands	Total
Jan-Jul 19	16,959,403	1,869,881	723,068	19,552,352	11,689,079	1,595,289	492,580	13,776,948	5,270,324	274,592	230,488	5,775,404
Jan-Jul 22	15,033,125	1,602,850	688,568	17,324,543	11,395,234	1,410,808	511,417	13,317,459	3,637,891	192,042	177,151	4,007,084
Change	-1,926,278	-267,031	-34,500	-2,227,809	-293,845	-184,481	18,837	-459,489	-1,632,433	-82,550	-53,337	-1,768,320
Change, %	-11.4%	-14.3%	-4.8%	-11.4%	-2.5%	-11.6%	3.8%	-3.3%	-31.0%	-30.1%	-23.1%	-30.6%

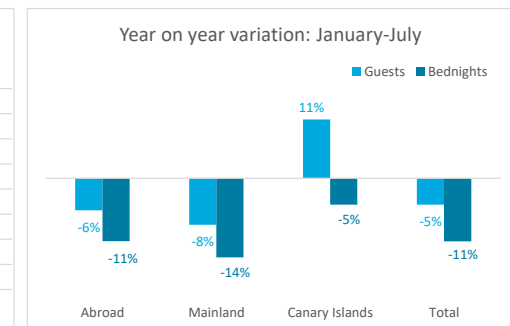
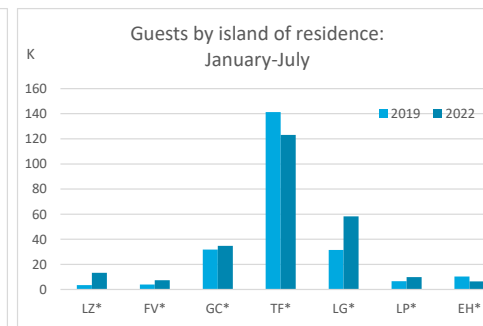
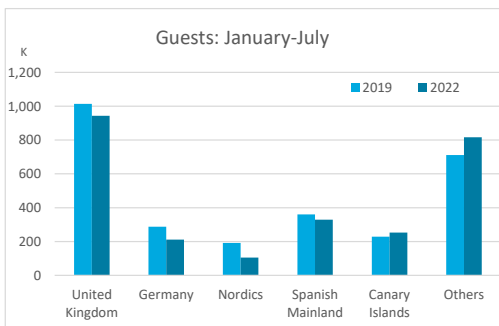


LENGHT OF STAY

	Breakdown by accommodation type											
	TOTAL				Hotels				Apartments			
	Abroad	Mainland	Canary Islands	Total	Abroad	Mainland	Canary Islands	Total	Abroad	Mainland	Canary Islands	Total
Jan-Jul 19	7.7	5.2	3.2	7.0	7.5	5.2	2.9	6.8	8.2	5.3	4.0	7.7
Jan-Jul 22	7.2	4.9	2.7	6.5	7.0	4.8	2.6	6.3	7.9	5.3	3.3	7.3
Change	-0.5	-0.3	-0.4	-0.5	-0.4	-0.4	-0.3	-0.4	-0.3	0.0	-0.7	-0.4



GUESTS AND BEDNIGHTS BY PLACE OF RESIDENCE



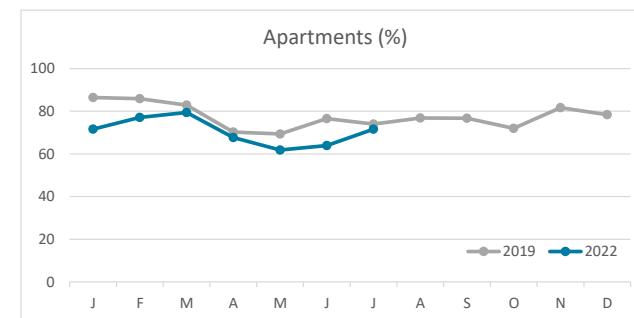
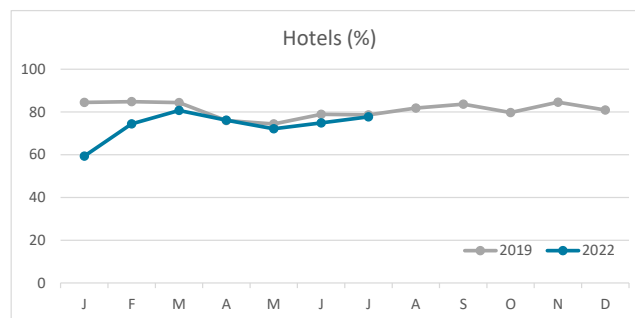
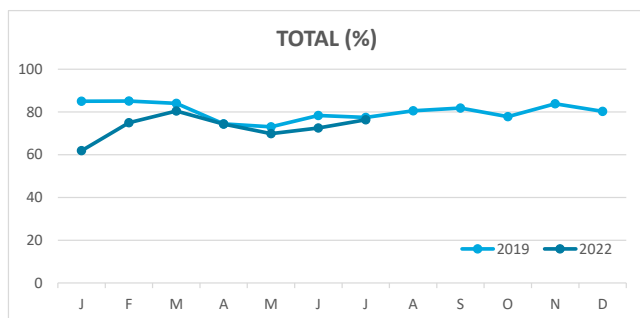
Note: LZ* (Lanzarote), FV* (Fuerteventura), GC* (Gran Canaria), TF* (Tenerife), LG* (La Gomera), LP* (La Palma) and EH* (El Hierro).

Main tourist accommodation indicators

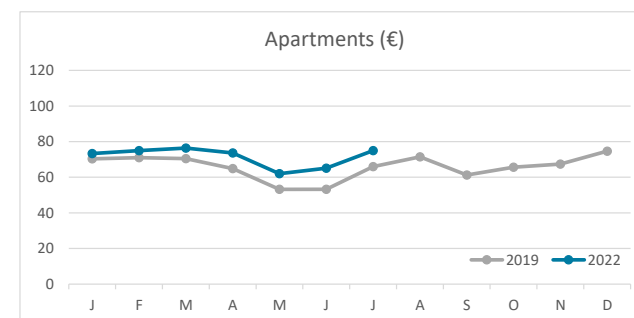
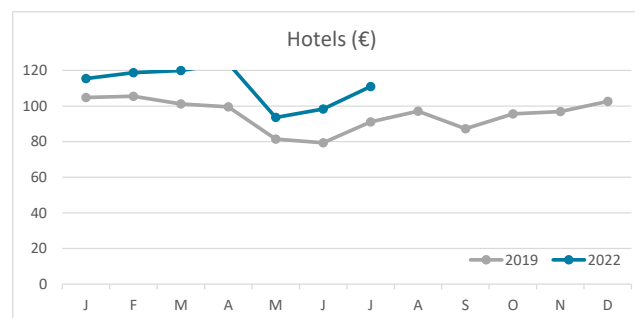
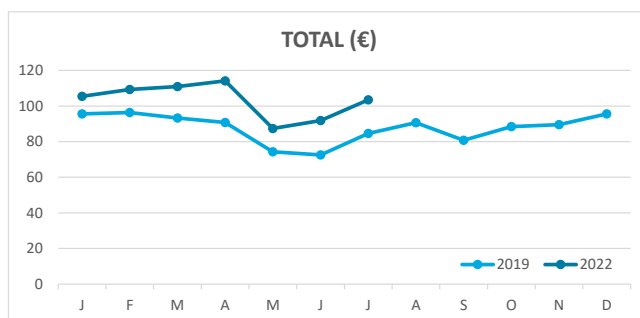
TENERIFE (January - July 2022)



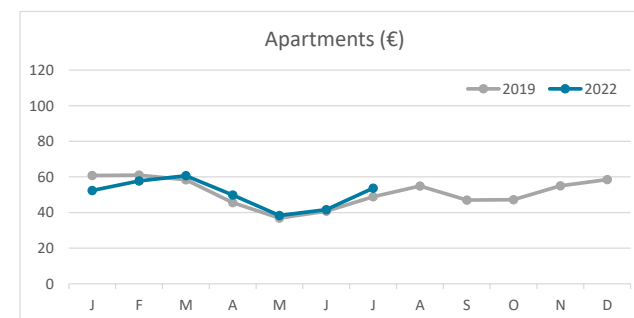
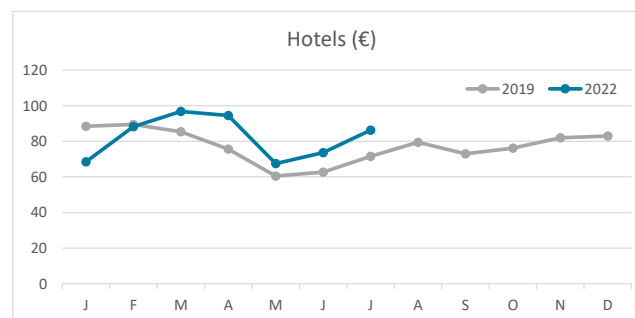
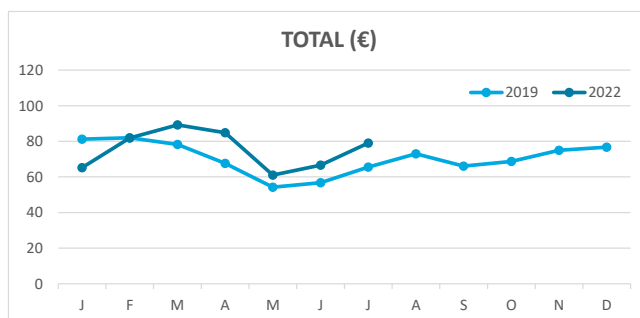
OCCUPANCY RATE PER ROOM / APARTMENT



ADR (Average Daily Rate)



REVPAR (Revenue Per Available Room)



Note: "Guests indicator" refers to number of guests checking in as new arrivals.
 Source: Encuestas de Alojamiento Turístico (ISTAC)