

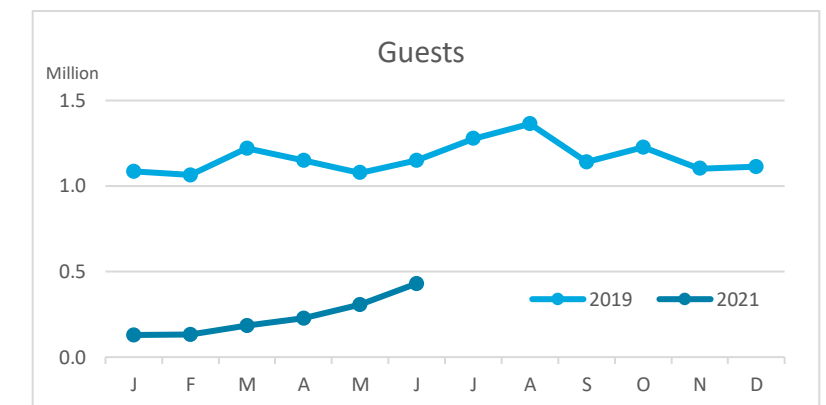
Main tourist accommodation indicators

CANARY ISLANDS (January - June 2021)



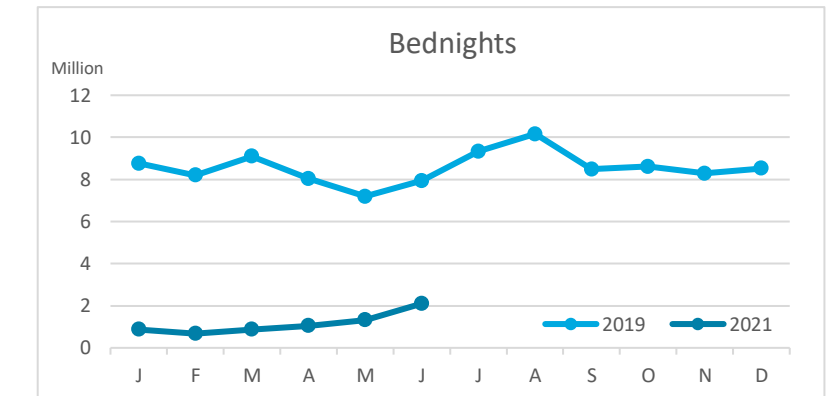
GUESTS BY ACCOMMODATION TYPE (*)

	TOTAL				Breakdown by accommodation type							
	Abroad	Mainland	Canary Islands	Total	Abroad	Mainland	Canary Islands	Total	Abroad	Mainland	Canary Islands	Total
Jan-Jun19	5,336,256	691,916	721,049	6,749,221	3,789,295	543,109	465,774	4,798,178	1,546,961	148,807	255,275	1,951,043
Jan-Jun21	622,261	263,425	523,330	1,409,016	488,249	225,937	380,709	1,094,895	134,012	37,488	142,621	314,121
Change	-4,713,995	-428,491	-197,719	-5,340,205	-3,301,046	-317,172	-85,065	-3,703,283	-1,412,949	-111,319	-112,654	-1,636,922
Change, %	-88.3%	-61.9%	-27.4%	-79.1%	-87.1%	-58.4%	-18.3%	-77.2%	-91.3%	-74.8%	-44.1%	-83.9%



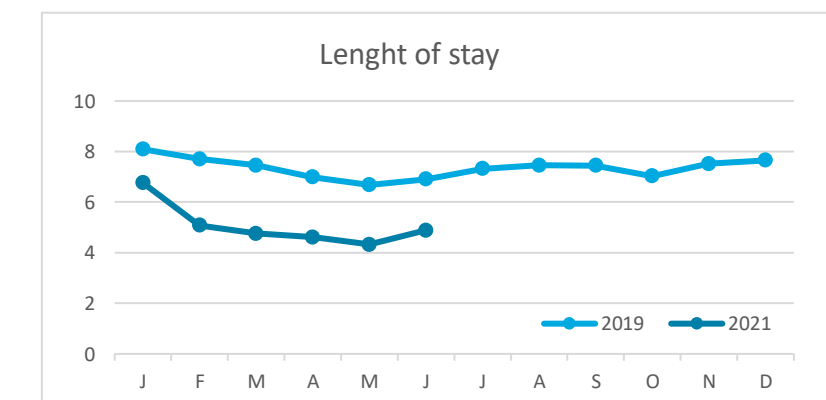
BEDNIGHTS

	TOTAL				Breakdown by accommodation type							
	Abroad	Mainland	Canary Islands	Total	Abroad	Mainland	Canary Islands	Total	Abroad	Mainland	Canary Islands	Total
Jan-Jun19	43,515,601	3,399,154	2,343,705	49,258,460	29,191,453	2,595,562	1,356,141	33,143,156	14,324,148	803,592	987,564	16,115,304
Jan-Jun21	4,432,736	1,028,414	1,435,311	6,896,461	3,380,642	853,522	982,181	5,216,345	1,052,094	174,892	453,130	1,680,116
Change	-39,082,865	-2,370,740	-908,394	-42,361,999	-25,810,811	-1,742,040	-373,960	-27,926,811	-13,272,054	-628,700	-534,434	-14,435,188
Change, %	-89.8%	-69.7%	-38.8%	-86.0%	-88.4%	-67.1%	-27.6%	-84.3%	-92.7%	-78.2%	-54.1%	-89.6%

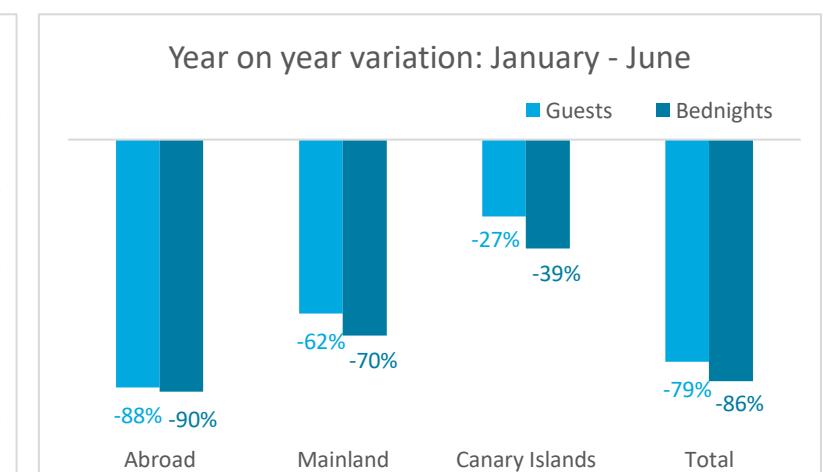
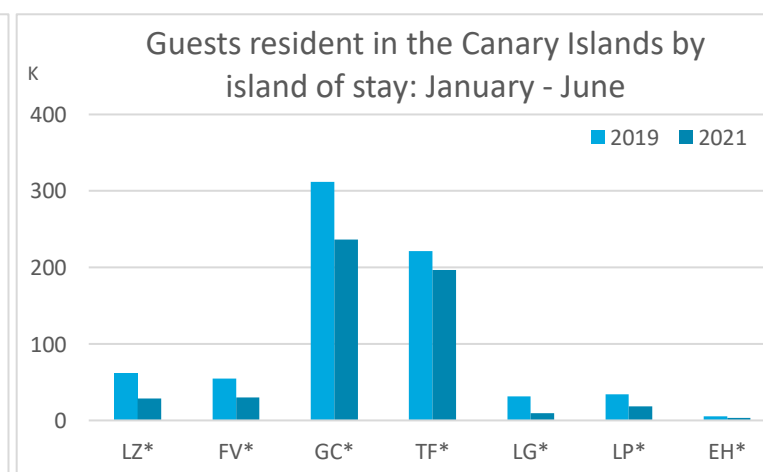
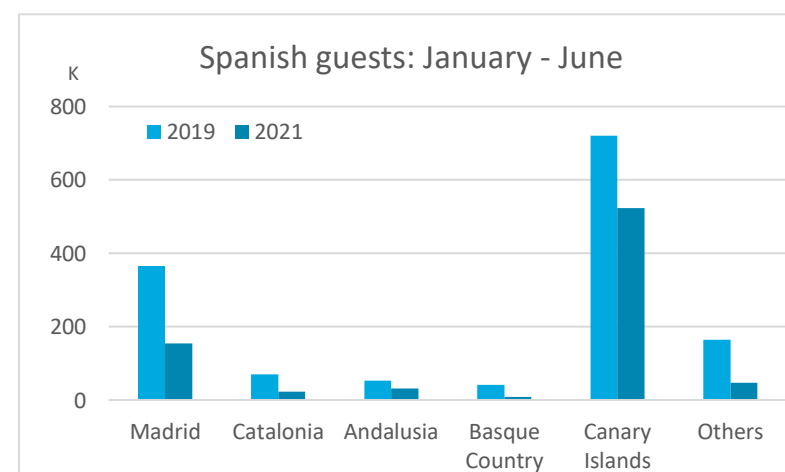
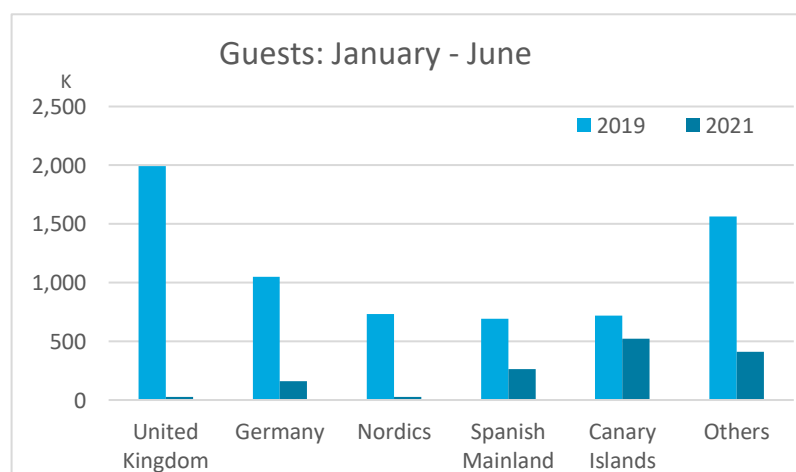


LENGHT OF STAY

	TOTAL				Breakdown by accommodation type							
	Abroad	Mainland	Canary Islands	Total	Abroad	Mainland	Canary Islands	Total	Abroad	Mainland	Canary Islands	Total
Jan-Jun19	8.2	4.9	3.3	7.3	7.7	4.8	2.9	6.9	9.3	5.4	3.9	8.3
Jan-Jun21	7.1	3.9	2.7	4.9	6.9	3.8	2.6	4.8	7.9	4.7	3.2	5.3
Change	-1.0	-1.0	-0.5	-2.4	-0.8	-1.0	-0.3	-2.1	-1.4	-0.7	-0.7	-2.9




GUESTS AND BEDNIGHTS BY PLACE OF RESIDENCE

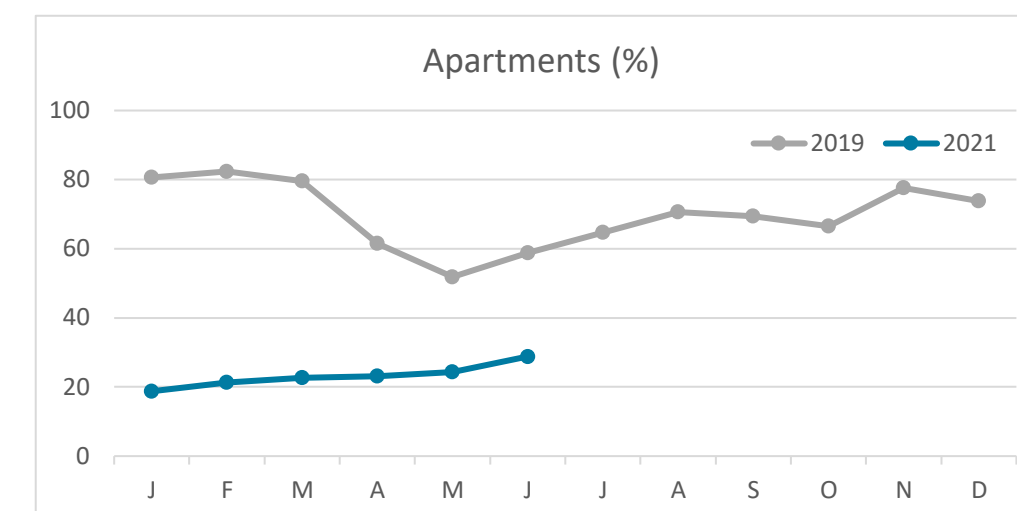
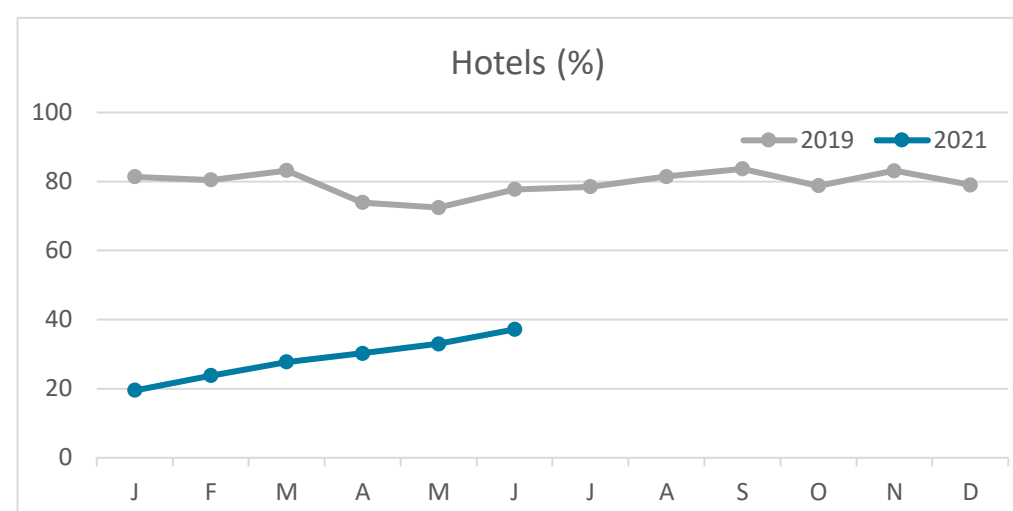
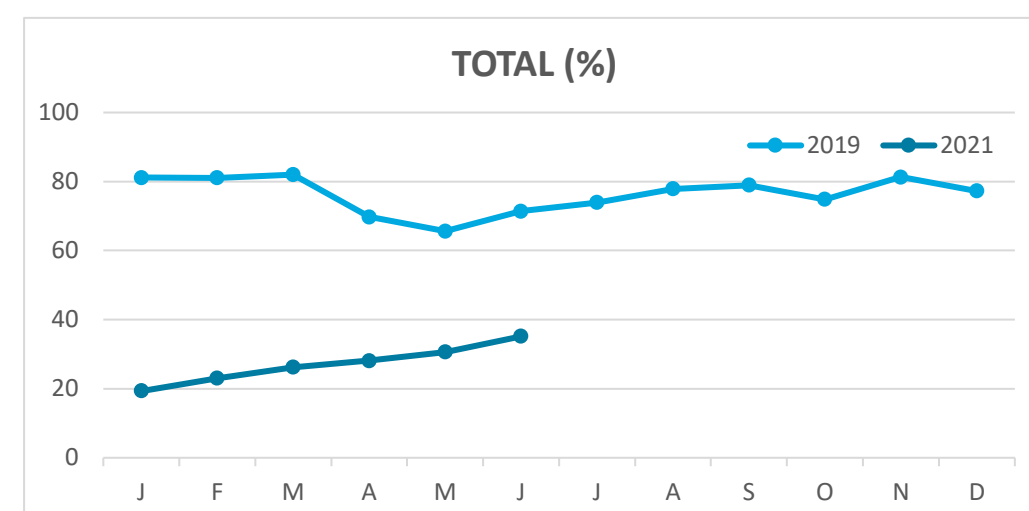


Note: LZ* (Lanzarote), FV* (Fuerteventura), GC* (Gran Canaria), TF* (Tenerife), LG* (La Gomera), LP* (La Palma) and EH* (El Hierro).
TOTAL does not coincide with the sum of hotel and non-hotel accommodations, since only aggregate data was published in April 2020.

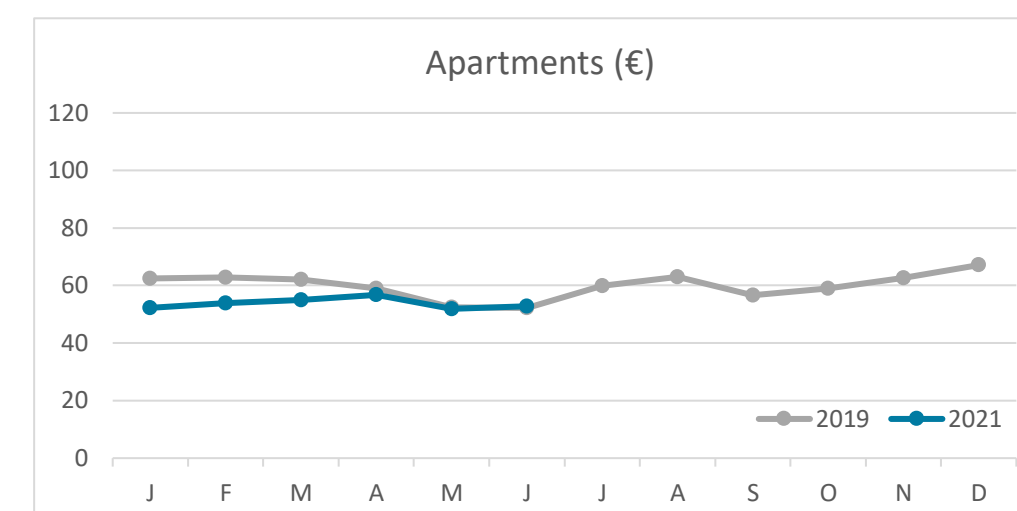
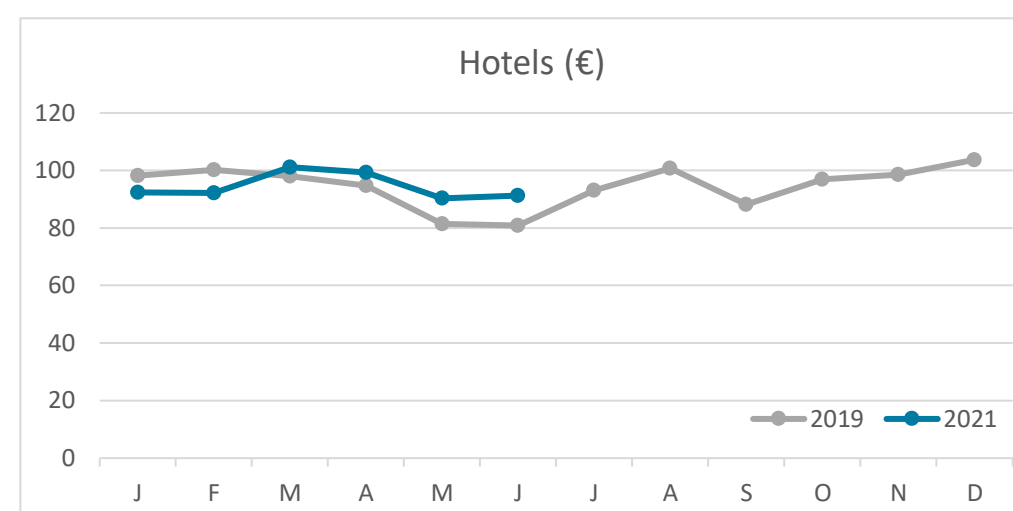
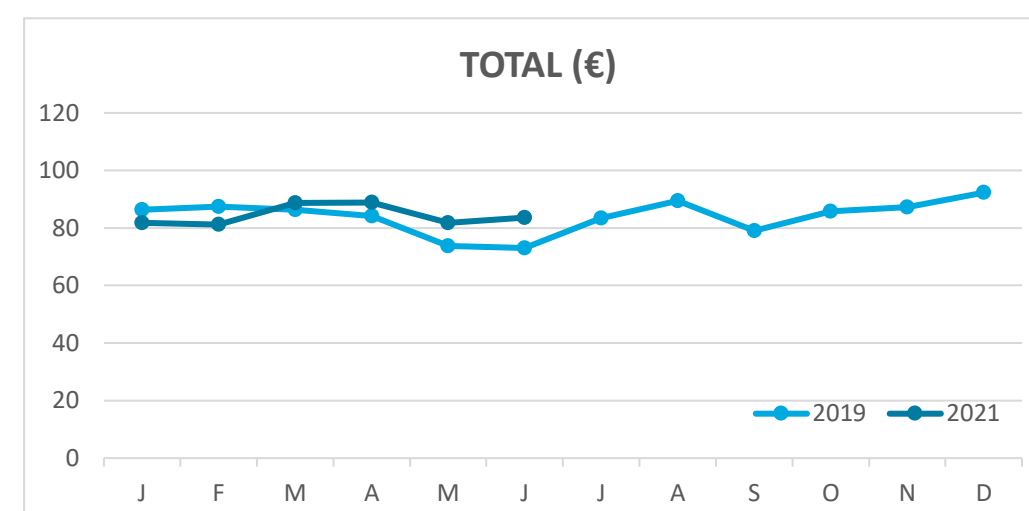
Main tourist accommodation indicators CANARY ISLANDS (January - June 2021)



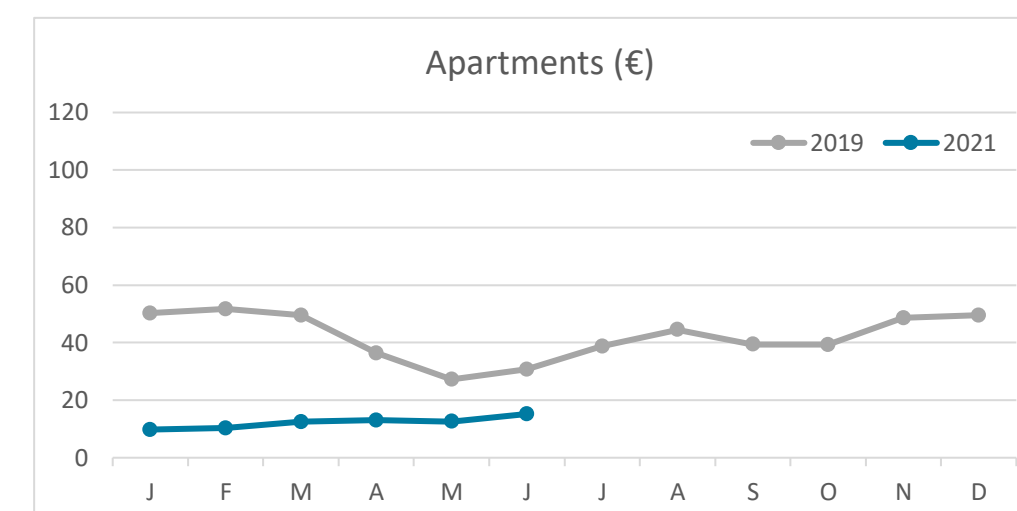
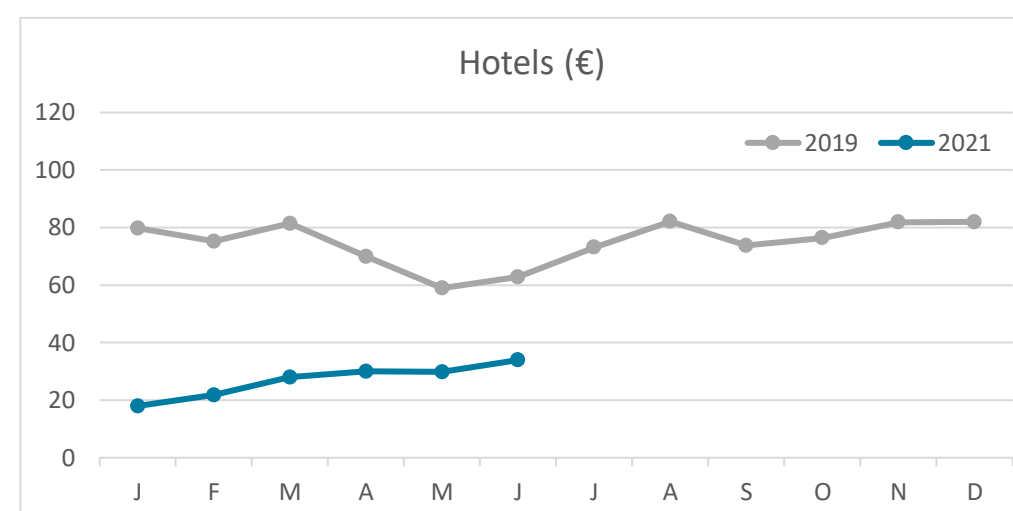
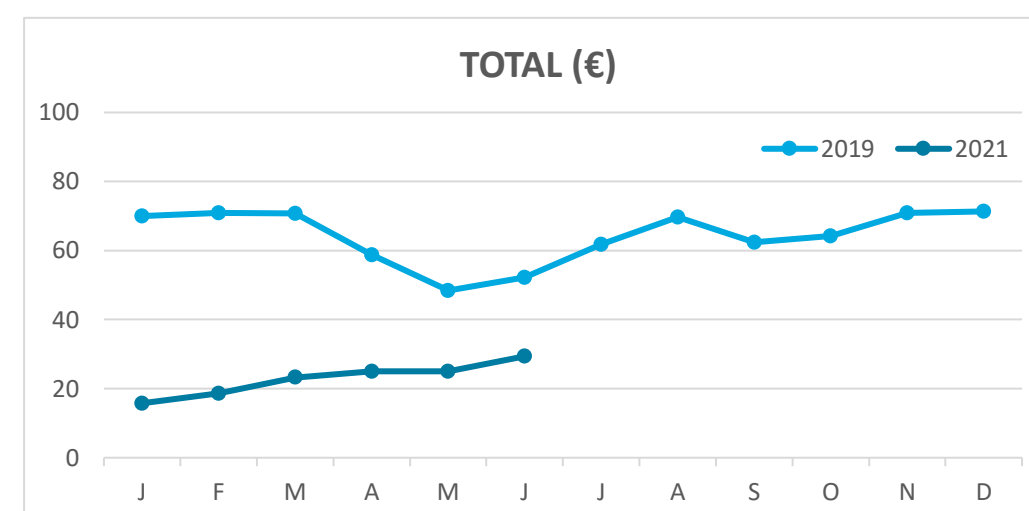
OCCUPANCY RATE PER ROOM / APARTMENT



ADR (Average Daily Rate)



REVPAR (Revenue Per Available Room)



Note: "Guests indicator" refers to number of guests checking in as new arrivals.
Source: Encuestas de Alojamiento Turístico (ISTAC)