


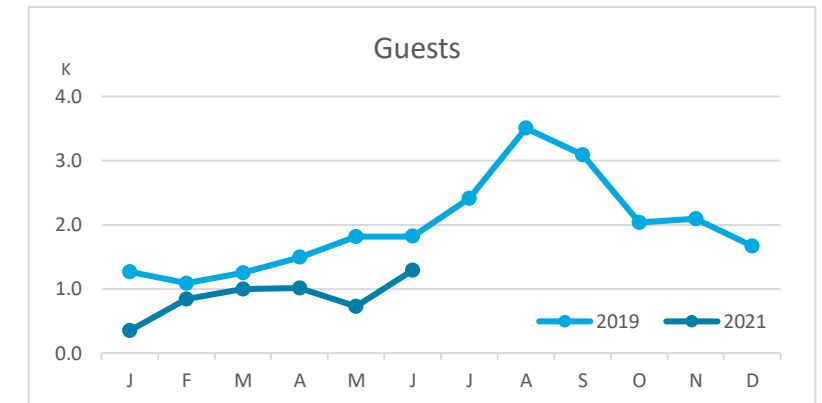
# Main tourist accommodation indicators

## EL HIERRO (January - June 2021)



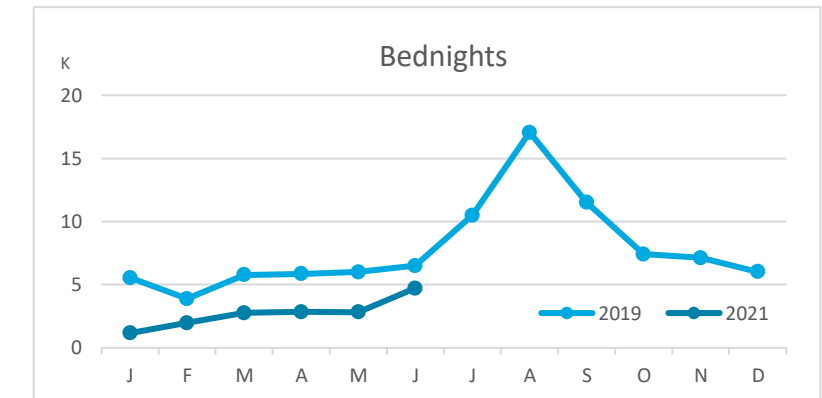
### GUESTS BY ACCOMMODATION TYPE (\*)

	TOTAL				Breakdown by accommodation type							
	Abroad	Mainland	Canary Islands	Total	Abroad	Mainland	Canary Islands	Total	Abroad	Mainland	Canary Islands	Total
Jan-Jun19	2,202	1,042	5,502	8,746	1,638	941	2,454	5,033	564	101	3,048	3,713
Jan-Jun21	576	1,063	3,586	5,225	509	967	1,983	3,459	67	96	1,603	1,766
Change	-1,626	21	-1,916	-3,521	-1,129	26	-471	-1,574	-497	-5	-1,445	-1,947
Change, %	-73.8%	2.0%	-34.8%	-40.3%	-68.9%	2.8%	-19.2%	-31.3%	-88.1%	-5.0%	-47.4%	-52.4%



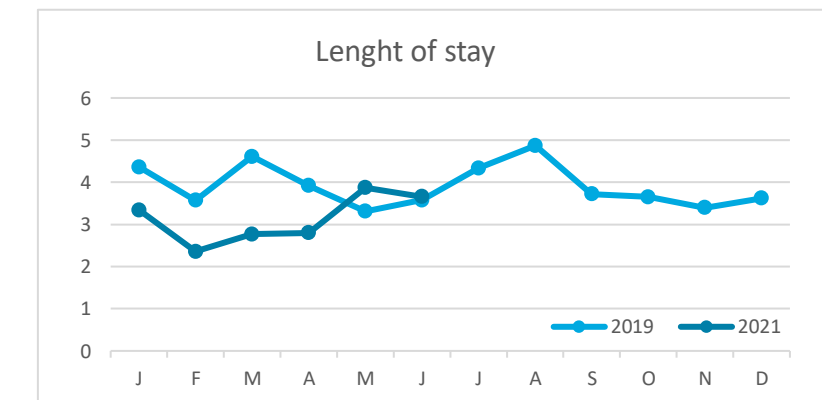
### BEDNIGHTS

	TOTAL				Breakdown by accommodation type							
	Abroad	Mainland	Canary Islands	Total	Abroad	Mainland	Canary Islands	Total	Abroad	Mainland	Canary Islands	Total
Jan-Jun19	10,497	4,413	18,688	33,598	7,699	4,001	7,860	19,560	2,798	412	10,828	14,038
Jan-Jun21	1,888	4,243	10,182	16,313	1,629	3,838	4,694	10,161	259	405	5,488	6,152
Change	-8,609	-170	-8,506	-17,285	-6,070	-163	-3,166	-9,399	-2,539	-7	-5,340	-7,886
Change, %	-82.0%	-3.9%	-45.5%	-51.4%	-78.8%	-4.1%	-40.3%	-48.1%	-90.7%	-1.7%	-49.3%	-56.2%

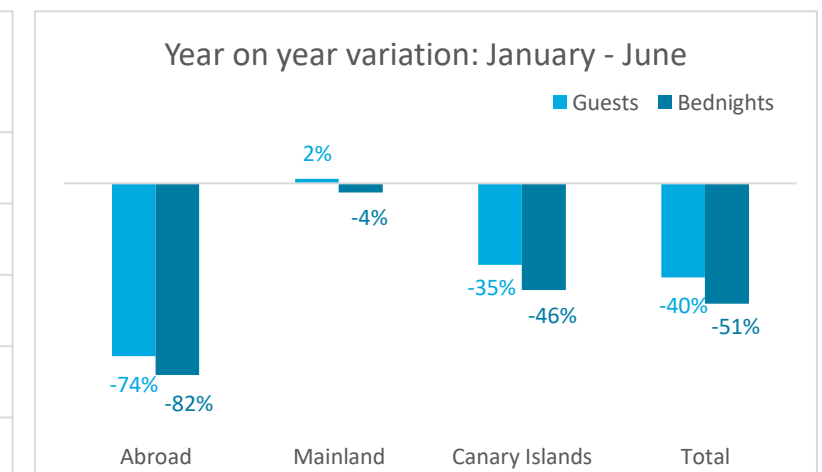
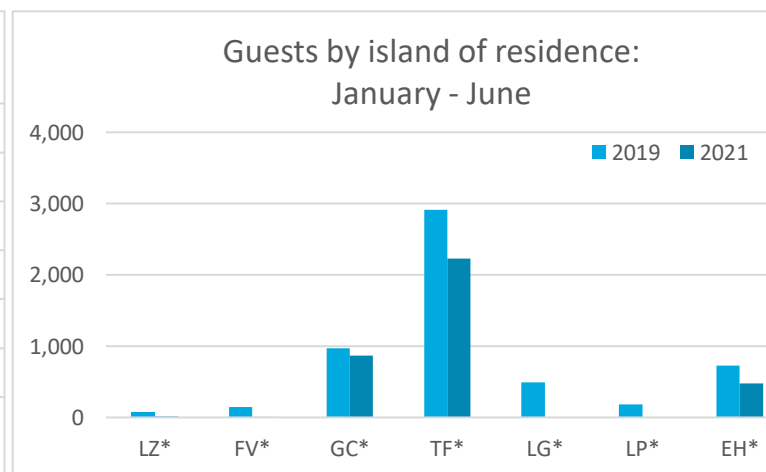
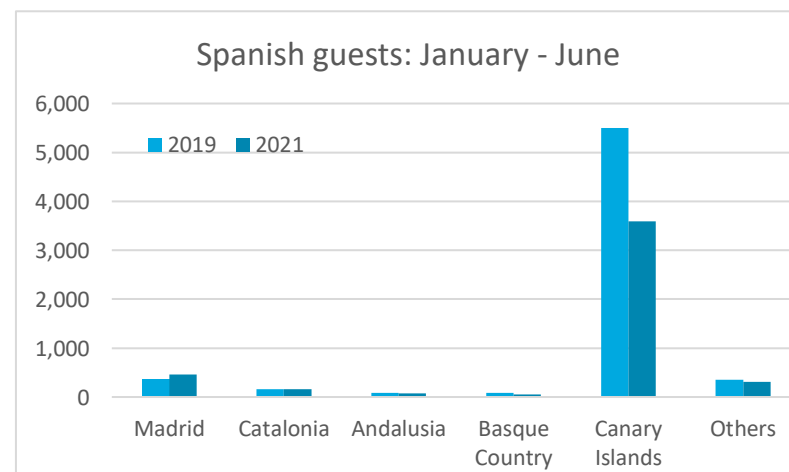
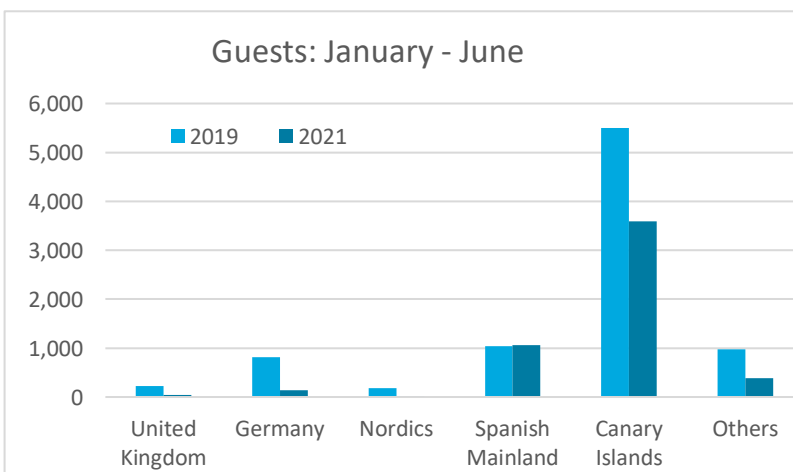


### LENGHT OF STAY

	TOTAL				Breakdown by accommodation type							
	Abroad	Mainland	Canary Islands	Total	Abroad	Mainland	Canary Islands	Total	Abroad	Mainland	Canary Islands	Total
Jan-Jun19	4.8	4.2	3.4	3.8	4.7	4.3	3.2	3.9	5.0	4.1	3.6	3.8
Jan-Jun21	3.3	4.0	2.8	3.1	3.2	4.0	2.4	2.9	3.9	4.2	3.4	3.5
Change	-1.5	-0.2	-0.6	-0.7	-1.5	-0.3	-0.8	-0.9	-1.1	0.1	-0.1	-0.3




### GUESTS AND BEDNIGHTS BY PLACE OF RESIDENCE



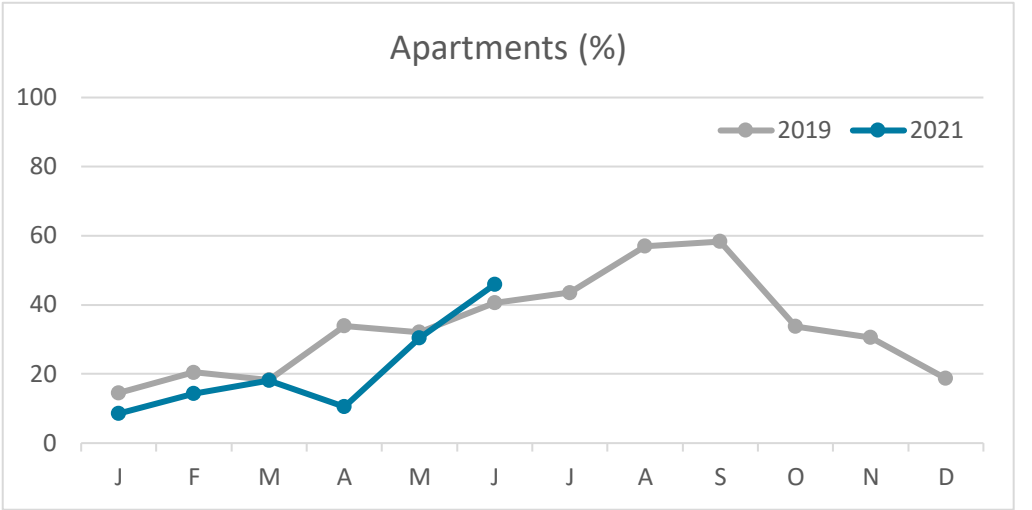
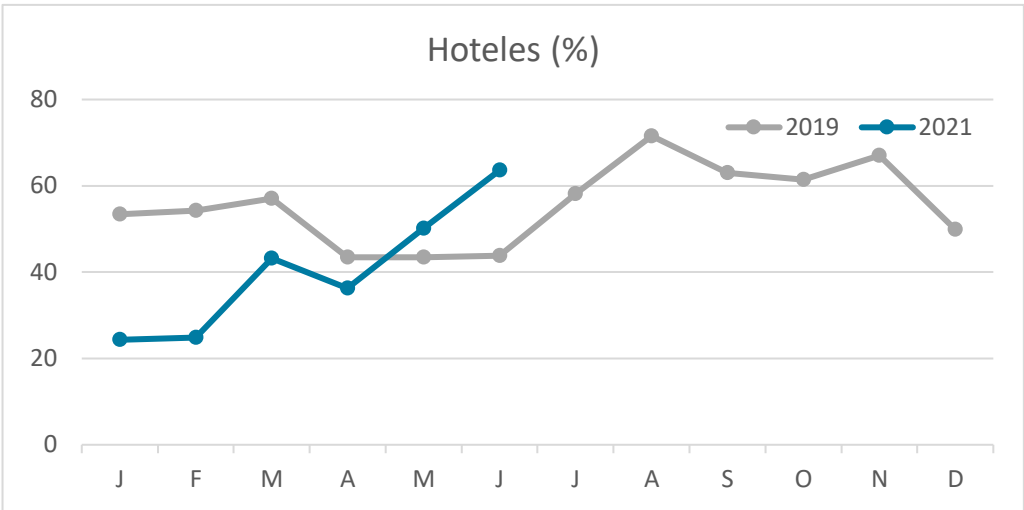
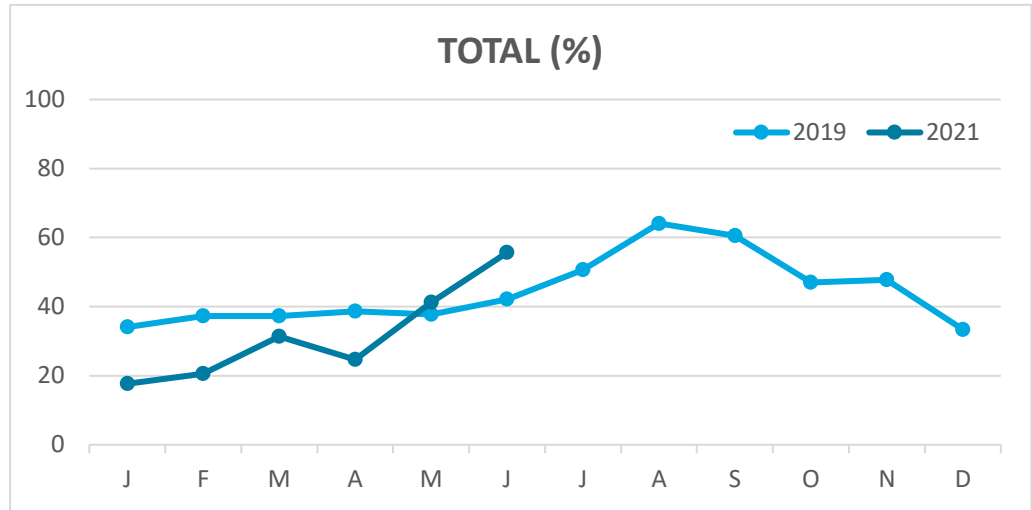
Note: LZ\* (Lanzarote), FV\* (Fuerteventura), GC\* (Gran Canaria), TF\* (Tenerife), LG\* (La Gomera), LP\* (La Palma) and EH\* (El Hierro).  
TOTAL does not coincide with the sum of hotel and non-hotel accommodations, since between April and June 2020 the breakdown by islands was not published.

# Main tourist accommodation indicators

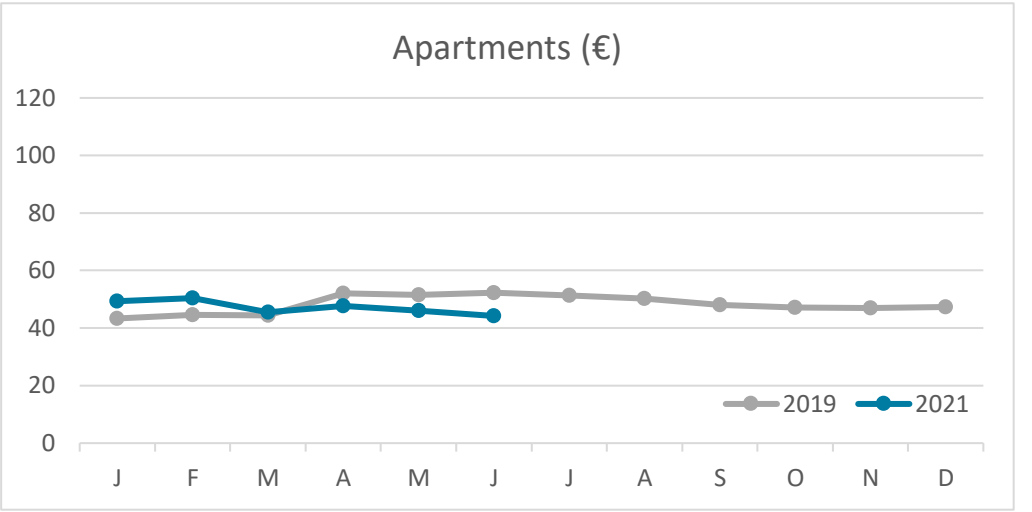
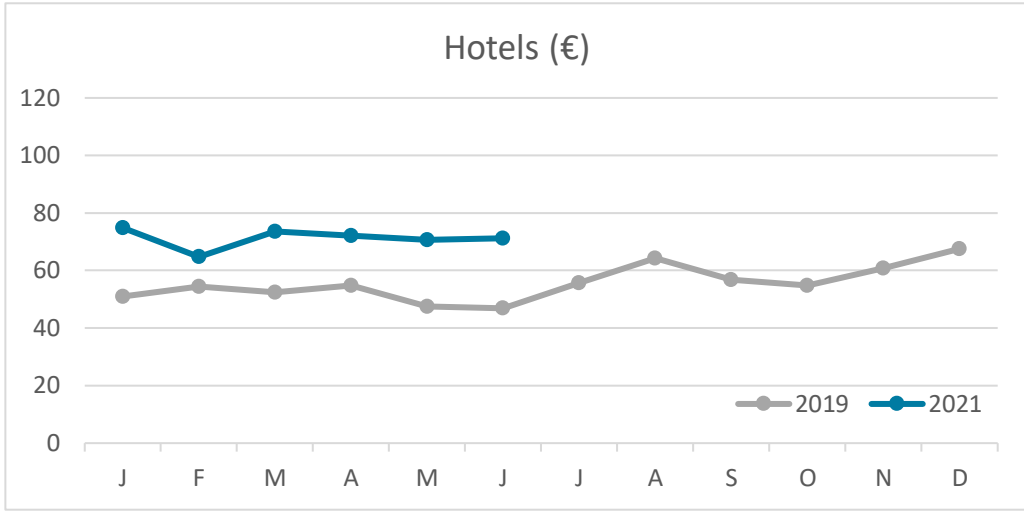
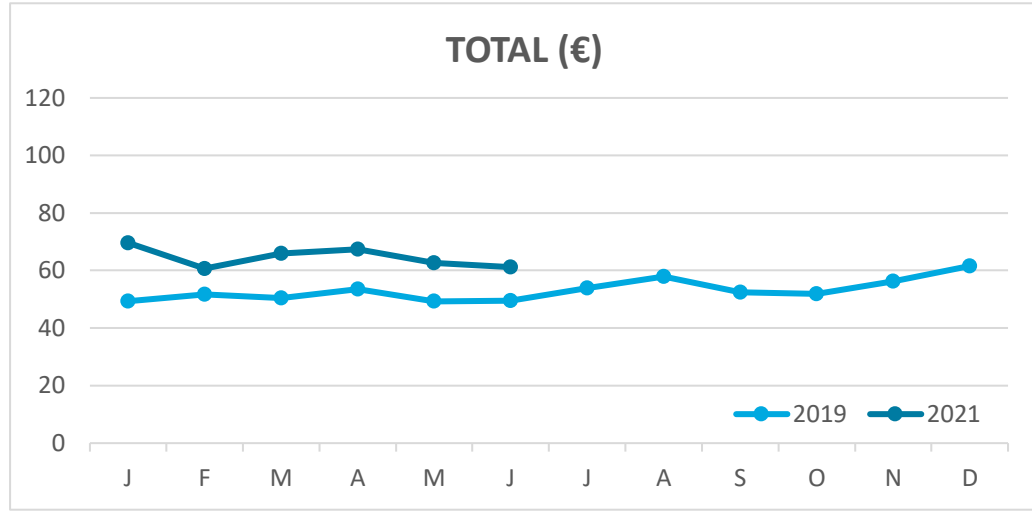
## EL HIERRO (January - June 2021)



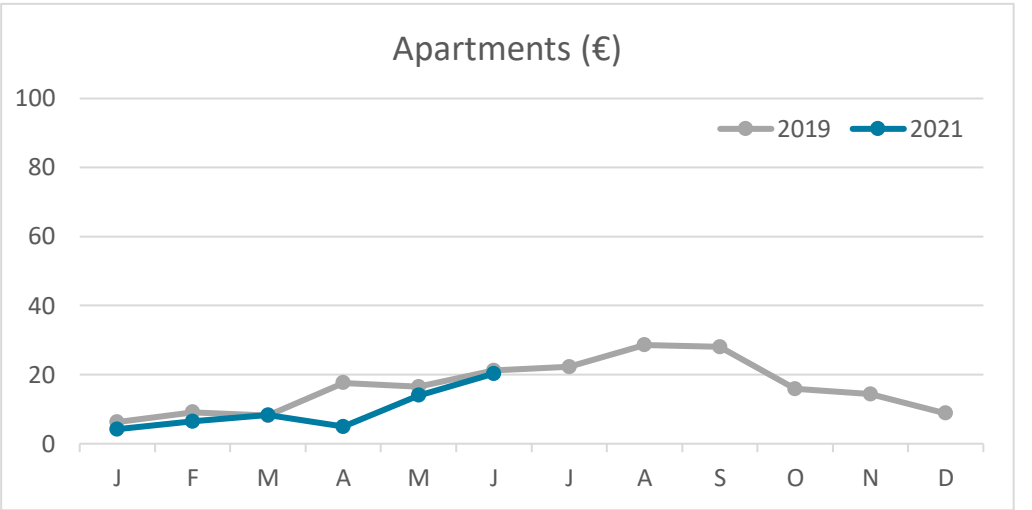
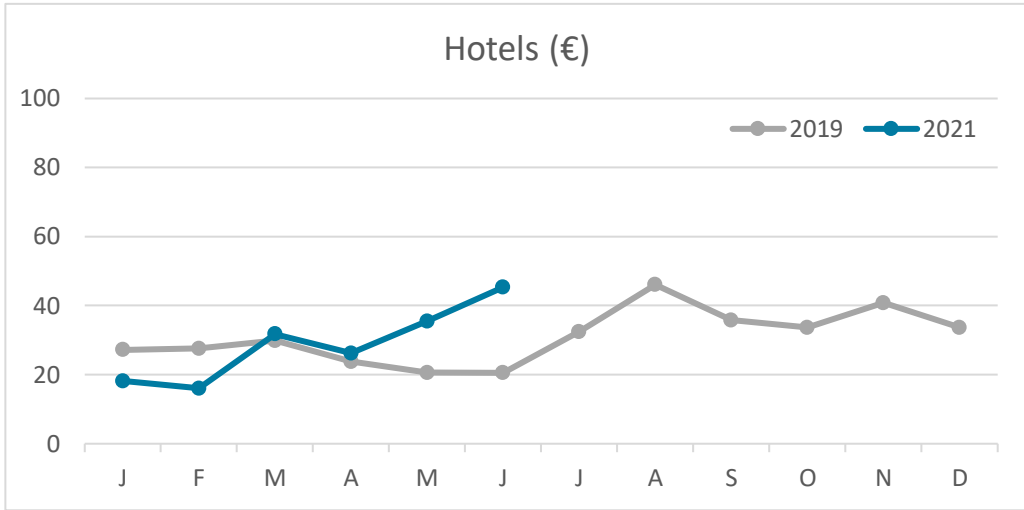
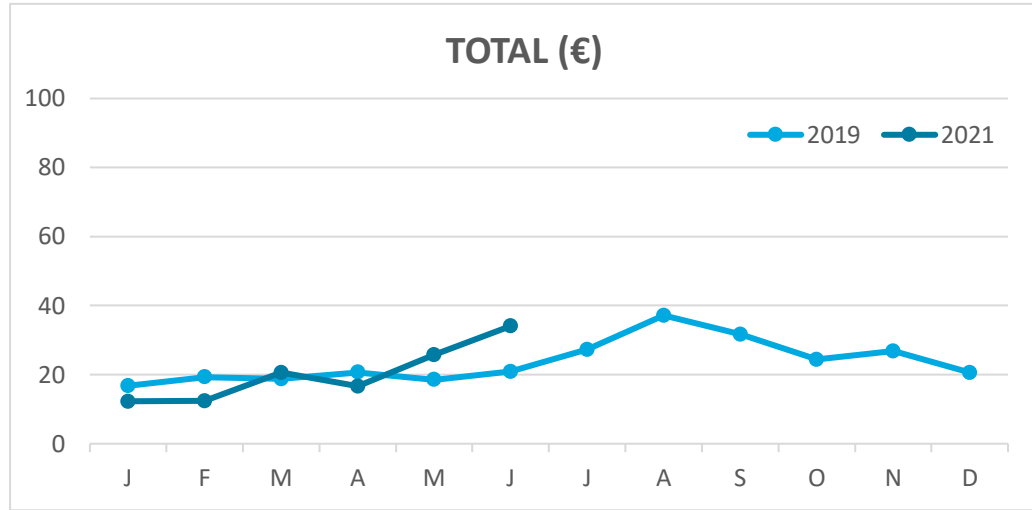
### OCCUPANCY RATE PER ROOM / APARTMENT



### ADR (Average Daily Rate)



### REVPAR (Revenue Per Available Room)



Note: "Guests indicator" refers to number of guests checking in as new arrivals.  
 Source: Encuestas de Alojamiento Turístico (ISTAC)