

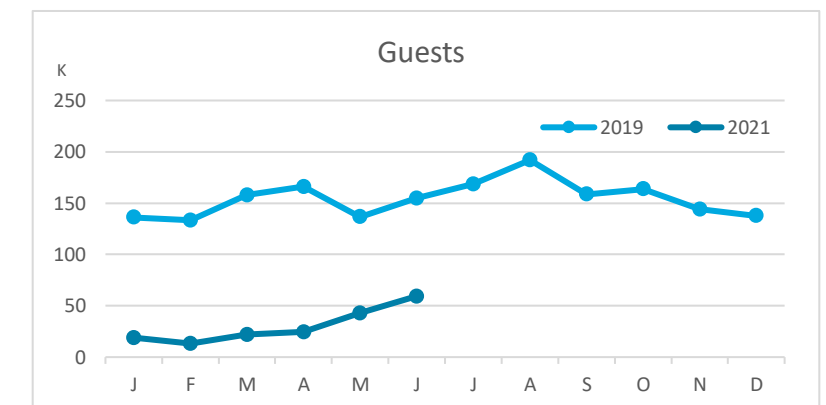
Main tourist accommodation indicators

FUERTEVENTURA (January - June 2021)



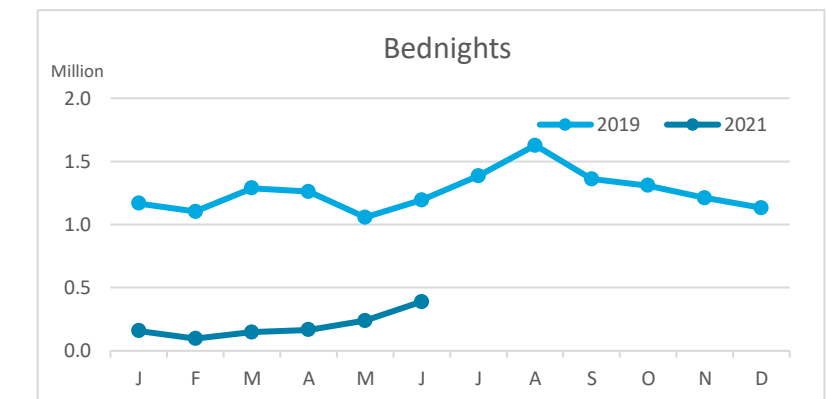
GUESTS BY ACCOMMODATION TYPE (*)

	TOTAL				Breakdown by accommodation type							
	Abroad	Mainland	Canary Islands	Total	Abroad	Mainland	Canary Islands	Total	Abroad	Mainland	Canary Islands	Total
Jan-Jun19	775,520	54,463	54,969	884,952	655,371	41,310	42,044	738,725	120,149	13,153	12,925	146,227
Jan-Jun21	126,726	24,419	29,773	180,918	111,484	18,342	22,894	152,720	15,242	6,077	6,879	28,198
Change	-648,794	-30,044	-25,196	-704,034	-543,887	-22,968	-19,150	-586,005	-104,907	-7,076	-6,046	-118,029
Change, %	-83.7%	-55.2%	-45.8%	-79.6%	-83.0%	-55.6%	-45.5%	-79.3%	-87.3%	-53.8%	-46.8%	-80.7%



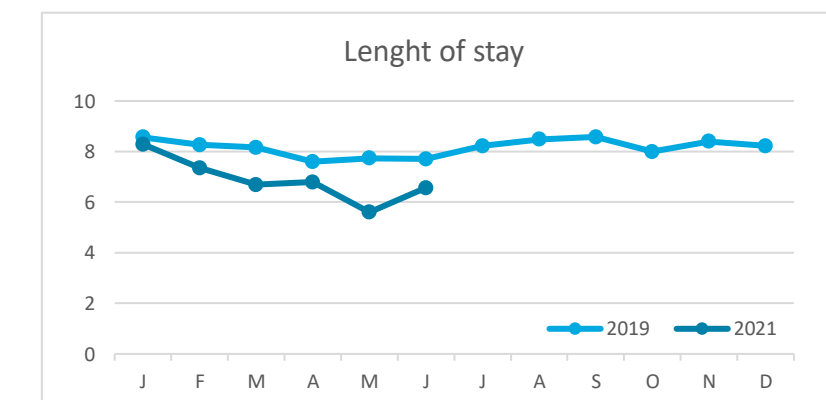
BEDNIGHTS

	TOTAL				Breakdown by accommodation type							
	Abroad	Mainland	Canary Islands	Total	Abroad	Mainland	Canary Islands	Total	Abroad	Mainland	Canary Islands	Total
Jan-Jun19	6,615,509	265,421	191,082	7,072,012	5,304,516	204,081	132,726	5,641,323	1,310,993	61,340	58,356	1,430,689
Jan-Jun21	994,297	109,966	94,155	1,198,418	869,563	85,693	68,763	1,024,019	124,734	24,273	25,392	174,399
Change	-5,621,212	-155,455	-96,927	-5,873,594	-4,434,953	-118,388	-63,963	-4,617,304	-1,186,259	-37,067	-32,964	-1,256,290
Change, %	-85.0%	-58.6%	-50.7%	-83.1%	-83.6%	-58.0%	-48.2%	-81.8%	-90.5%	-60.4%	-56.5%	-87.8%

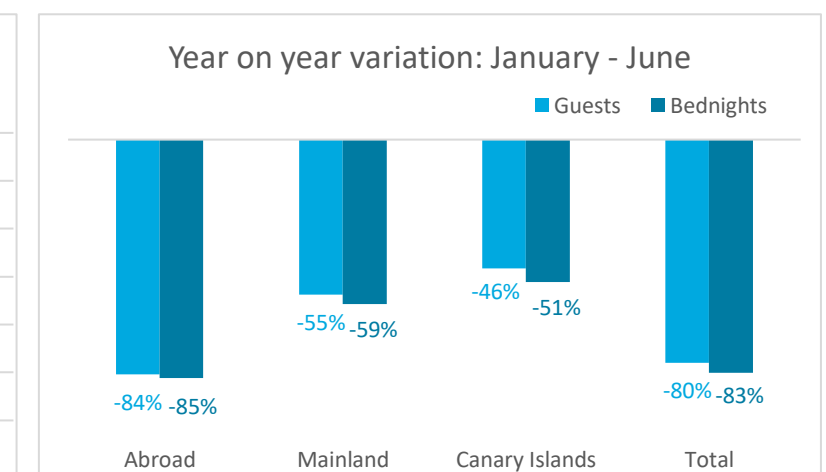
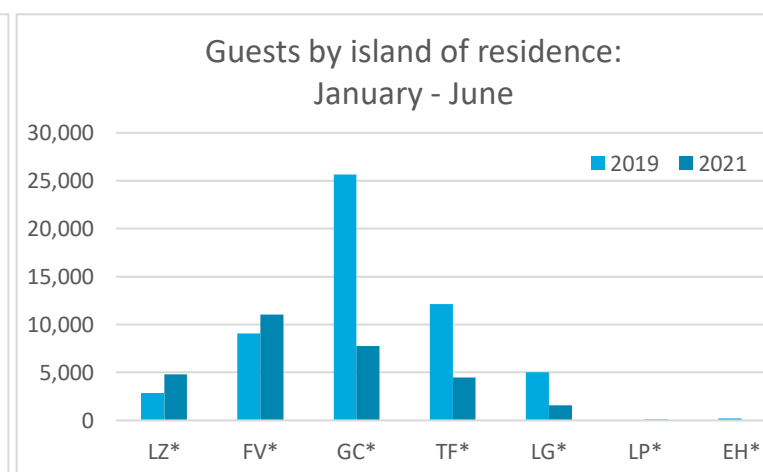
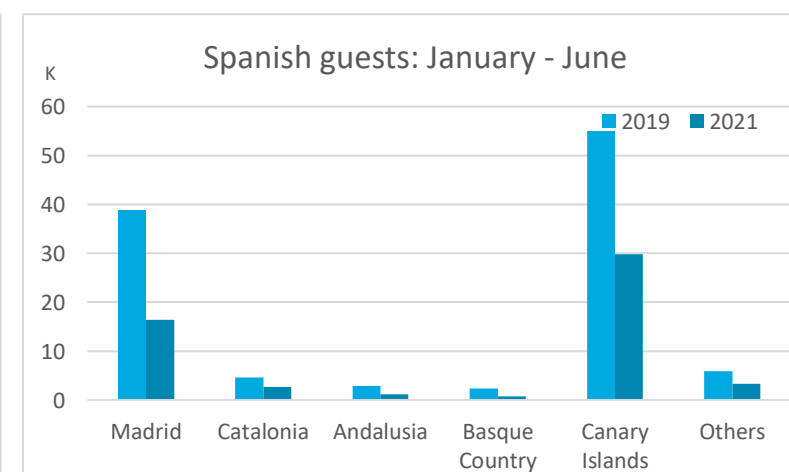
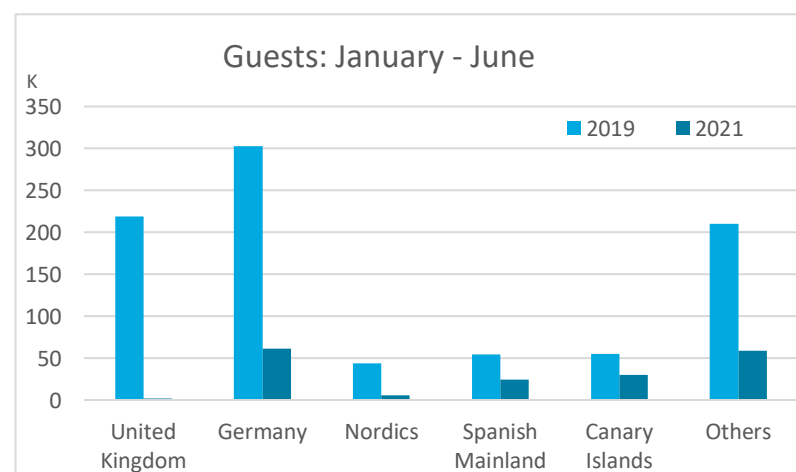


LENGHT OF STAY

	TOTAL				Breakdown by accommodation type							
	Abroad	Mainland	Canary Islands	Total	Abroad	Mainland	Canary Islands	Total	Abroad	Mainland	Canary Islands	Total
Jan-Jun19	8.5	4.9	3.5	8.0	8.1	4.9	3.2	7.6	10.9	4.7	4.5	9.8
Jan-Jun21	7.8	4.5	3.2	6.6	7.8	4.7	3.0	6.7	8.2	4.0	3.7	6.2
Change	-0.7	-0.4	-0.3	-1.4	-0.3	-0.3	-0.2	-0.9	-2.7	-0.7	-0.8	-3.6




GUESTS AND BEDNIGHTS BY PLACE OF RESIDENCE

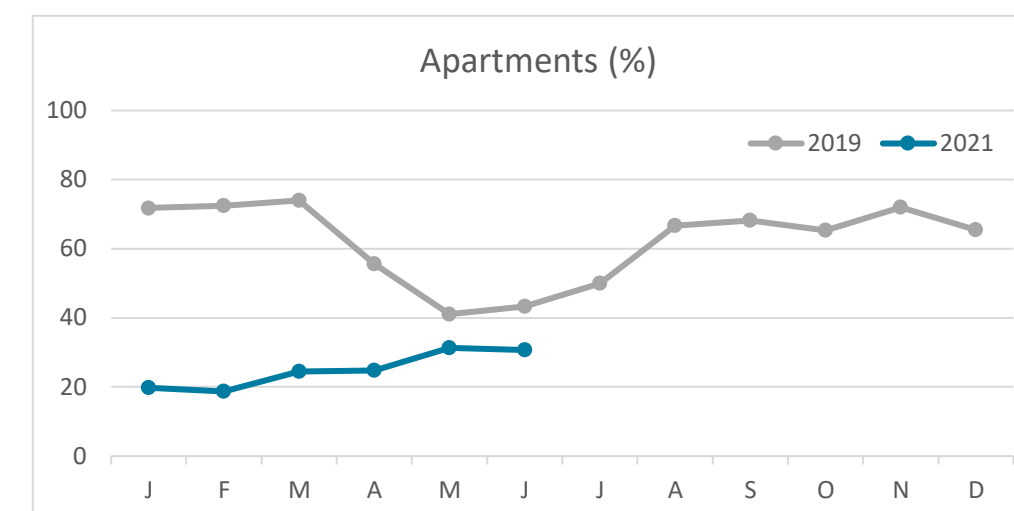
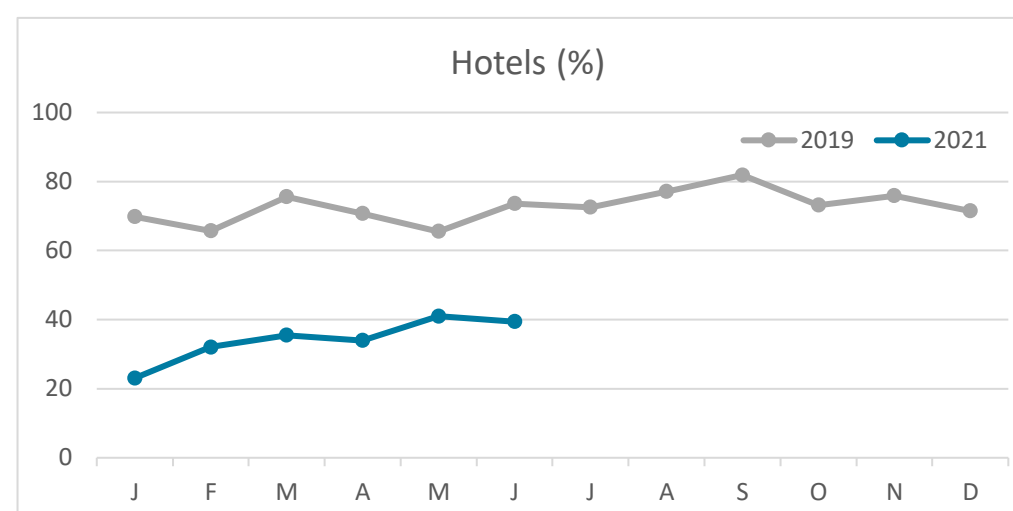
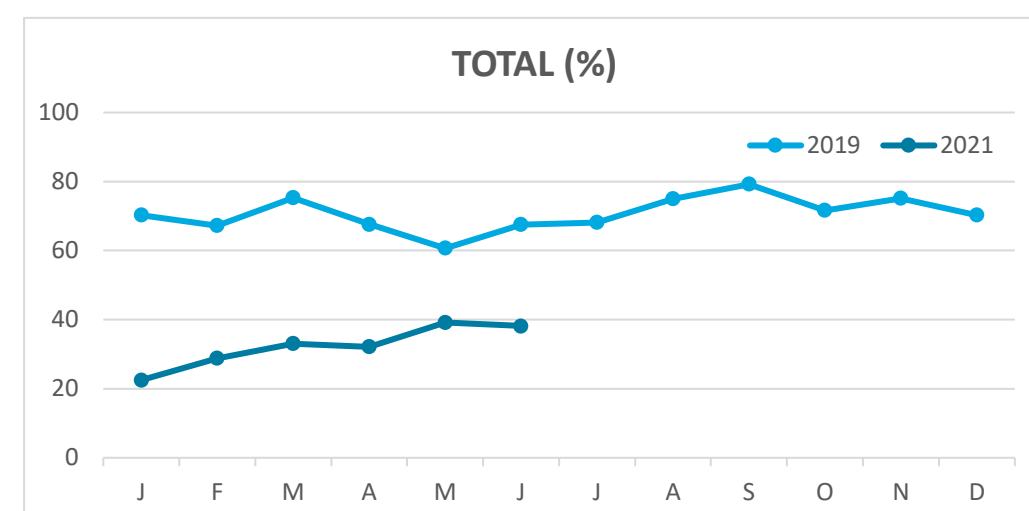


Note: LZ* (Lanzarote), FV* (Fuerteventura), GC* (Gran Canaria), TF* (Tenerife), LG* (La Gomera), LP* (La Palma) and EH* (El Hierro).
TOTAL does not coincide with the sum of hotel and non-hotel accommodations, since between April and June 2020 the breakdown by islands was not published.

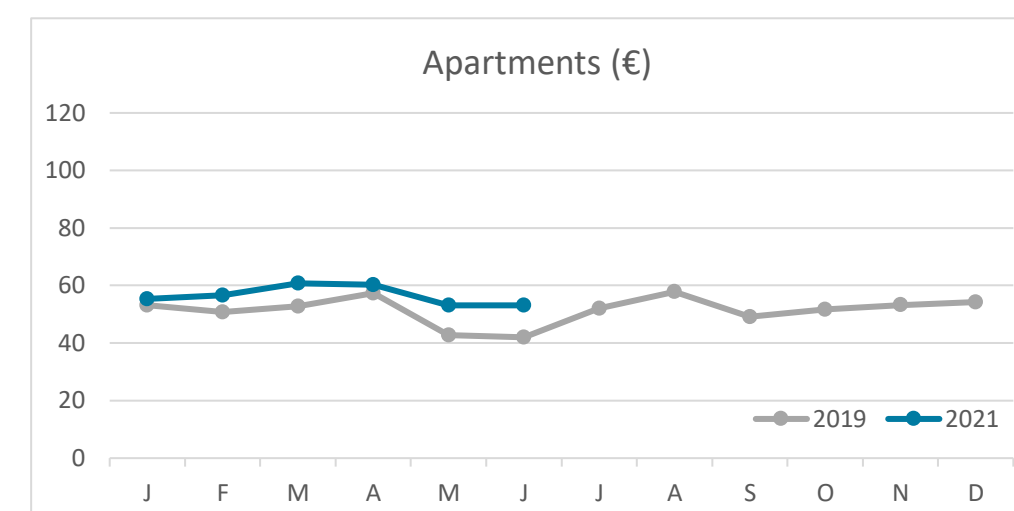
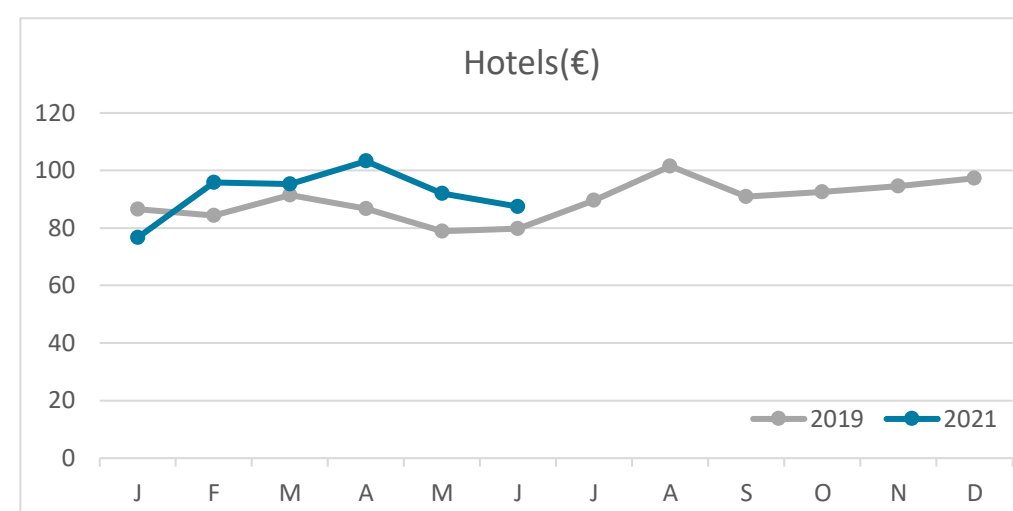
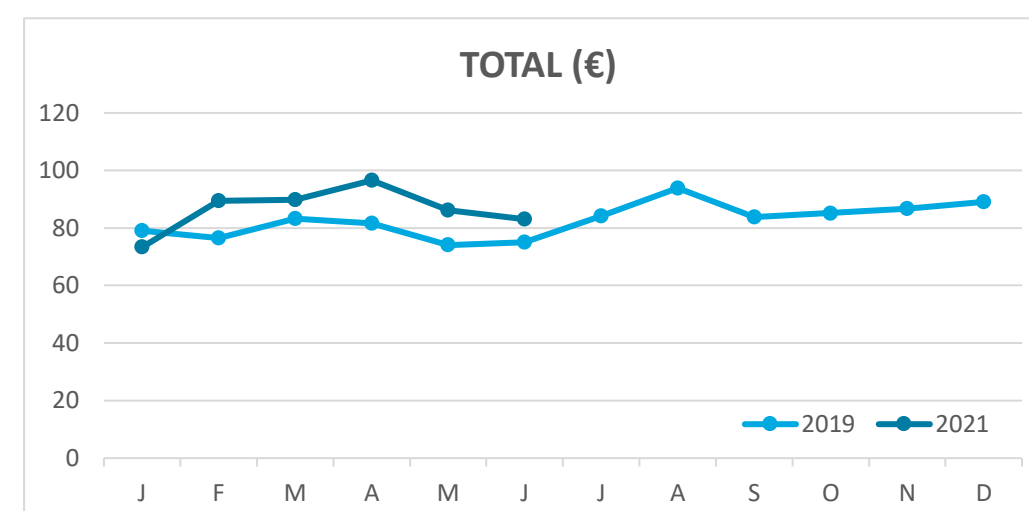
Main tourist accommodation indicators FUERTEVENTURA (January - June 2021)



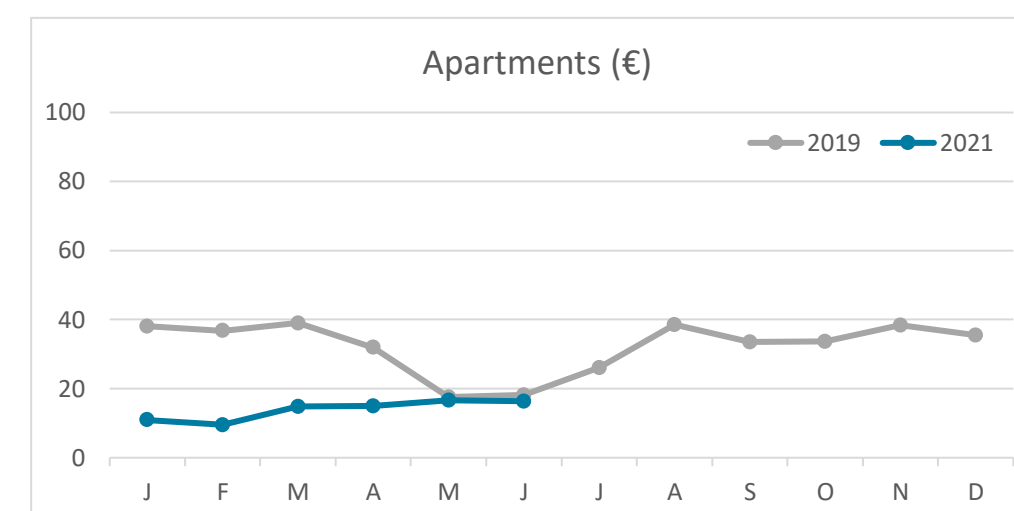
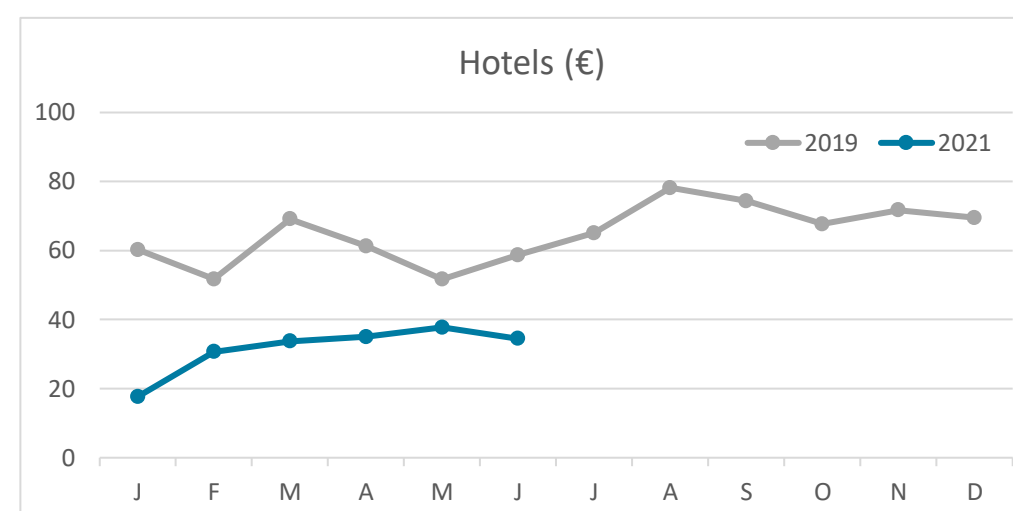
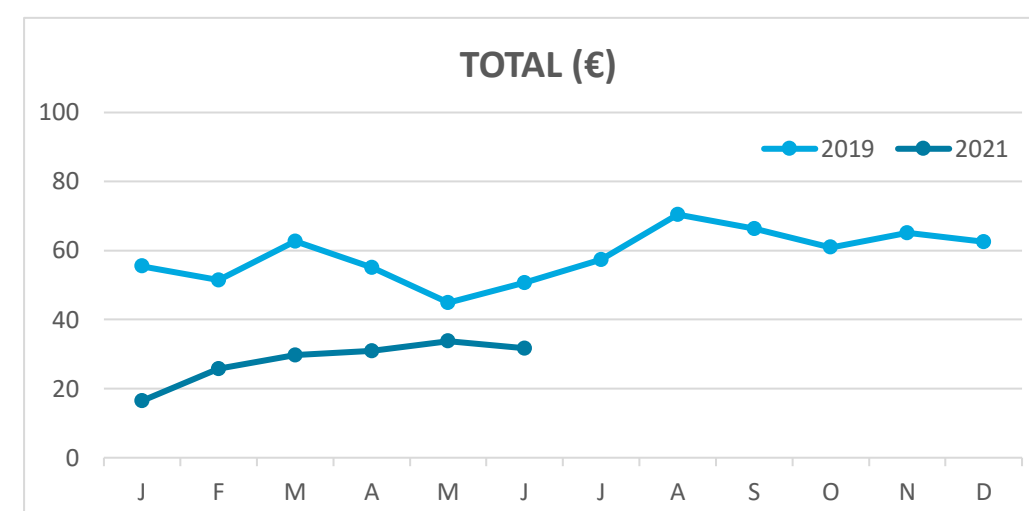
OCCUPANCY RATE PER ROOM / APARTMENT



ADR (Average Daily Rate)



REVPAR (Revenue Per Available Room)



Note: "Guests indicator" refers to number of guests checking in as new arrivals.
Source: Encuestas de Alojamiento Turístico (ISTAC)