

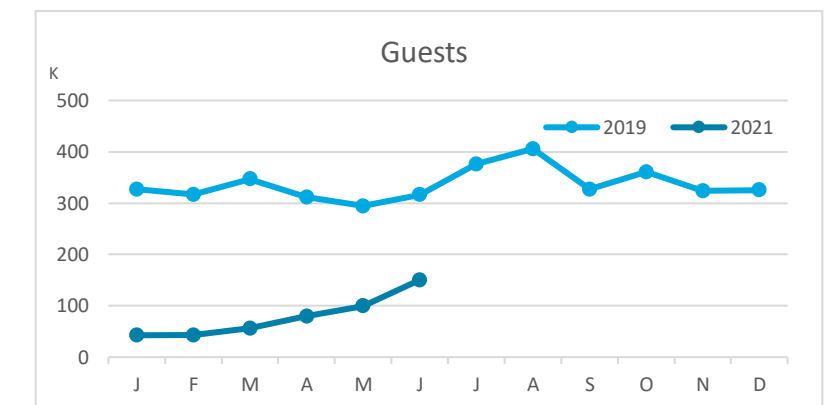
# Main tourist accommodation indicators

## GRAN CANARIA (January - June 2021)



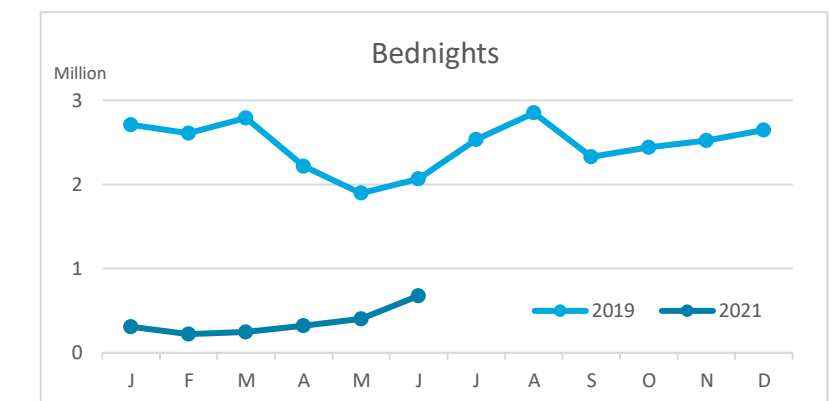
### GUESTS BY ACCOMMODATION TYPE (\*)

	TOTAL				Breakdown by accommodation type							
	Abroad	Mainland	Canary Islands	Total	Abroad	Mainland	Canary Islands	Total	Abroad	Mainland	Canary Islands	Total
Jan-Jun19	1,390,810	211,260	311,662	<b>1,913,732</b>	961,035	145,514	183,039	<b>1,289,588</b>	429,775	65,746	128,623	<b>624,144</b>
Jan-Jun21	163,695	70,952	236,727	<b>471,374</b>	135,403	64,297	177,721	<b>377,421</b>	28,292	6,655	59,006	<b>93,953</b>
Change	-1,227,115	-140,308	-74,935	<b>-1,442,358</b>	-825,632	-81,217	-5,318	<b>-912,167</b>	-401,483	-59,091	-69,617	<b>-530,191</b>
Change, %	-88.2%	-66.4%	-24.0%	<b>-75.4%</b>	-85.9%	-55.8%	-2.9%	<b>-70.7%</b>	-93.4%	-89.9%	-54.1%	<b>-84.9%</b>



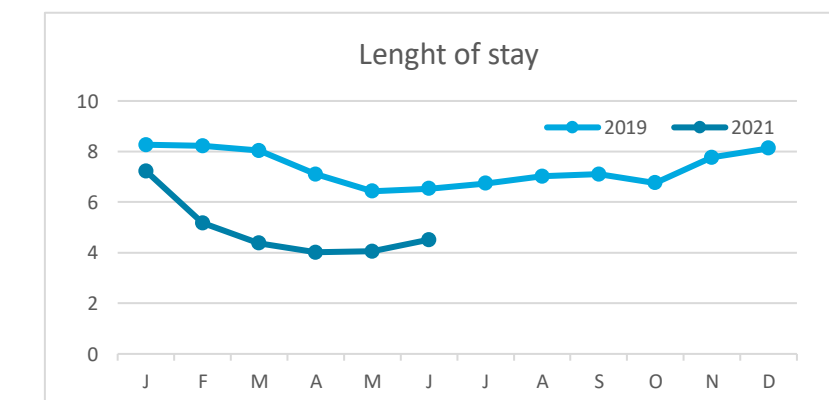
### BEDNIGHTS

	TOTAL				Breakdown by accommodation type							
	Abroad	Mainland	Canary Islands	Total	Abroad	Mainland	Canary Islands	Total	Abroad	Mainland	Canary Islands	Total
Jan-Jun19	12,320,814	972,254	988,552	<b>14,281,620</b>	7,818,612	610,606	520,970	<b>8,950,188</b>	4,502,202	361,648	467,582	<b>5,331,432</b>
Jan-Jun21	1,227,576	255,036	696,774	<b>2,179,386</b>	952,014	218,705	495,942	<b>1,666,661</b>	275,562	36,331	200,832	<b>512,725</b>
Change	-11,093,238	-717,218	-291,778	<b>-12,102,234</b>	-6,866,598	-391,901	-25,028	<b>-7,283,527</b>	-4,226,640	-325,317	-266,750	<b>-4,818,707</b>
Change, %	-90.0%	-73.8%	-29.5%	<b>-84.7%</b>	-87.8%	-64.2%	-4.8%	<b>-81.4%</b>	-93.9%	-90.0%	-57.0%	<b>-90.4%</b>

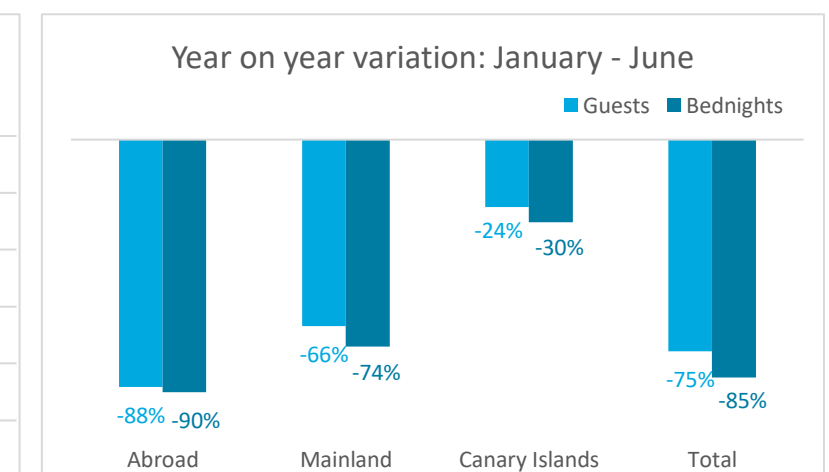
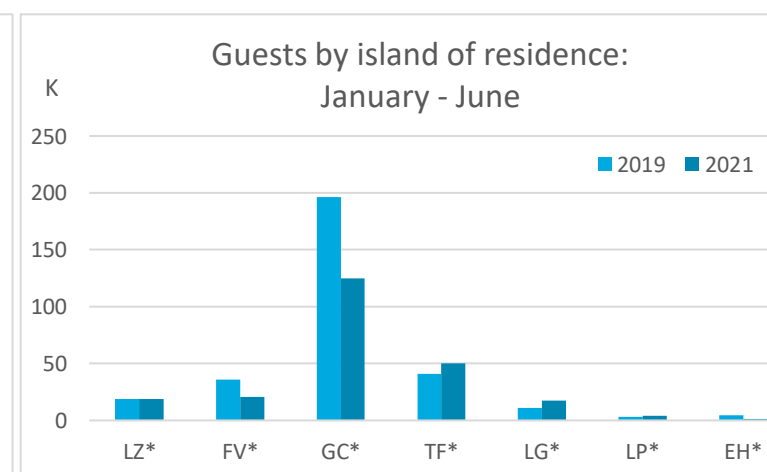
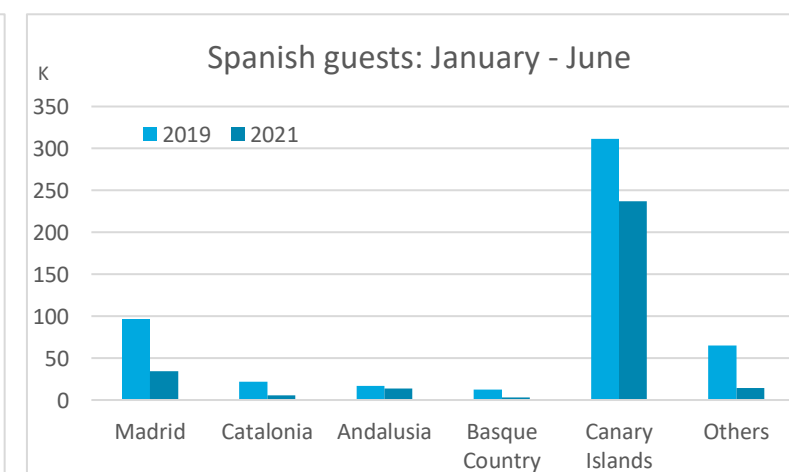
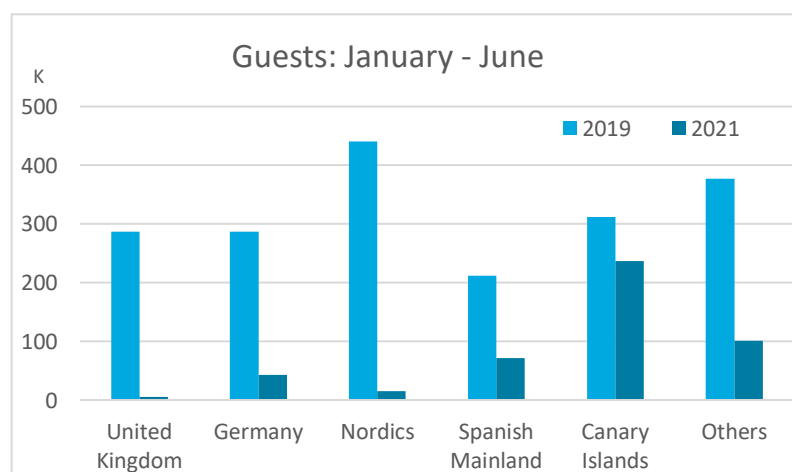


### LENGHT OF STAY

	TOTAL				Breakdown by accommodation type							
	Abroad	Mainland	Canary Islands	Total	Abroad	Mainland	Canary Islands	Total	Abroad	Mainland	Canary Islands	Total
Jan-Jun19	8.9	4.6	3.2	<b>7.5</b>	8.1	4.2	2.8	<b>6.9</b>	10.5	5.5	3.6	<b>8.5</b>
Jan-Jun21	7.5	3.6	2.9	<b>4.6</b>	7.0	3.4	2.8	<b>4.4</b>	9.7	5.5	3.4	<b>5.5</b>
Change	-1.4	-1.0	-0.2	<b>-2.8</b>	-1.1	-0.8	-0.1	<b>-2.5</b>	-0.7	0.0	-0.2	<b>-3.1</b>




### GUESTS AND BEDNIGHTS BY PLACE OF RESIDENCE

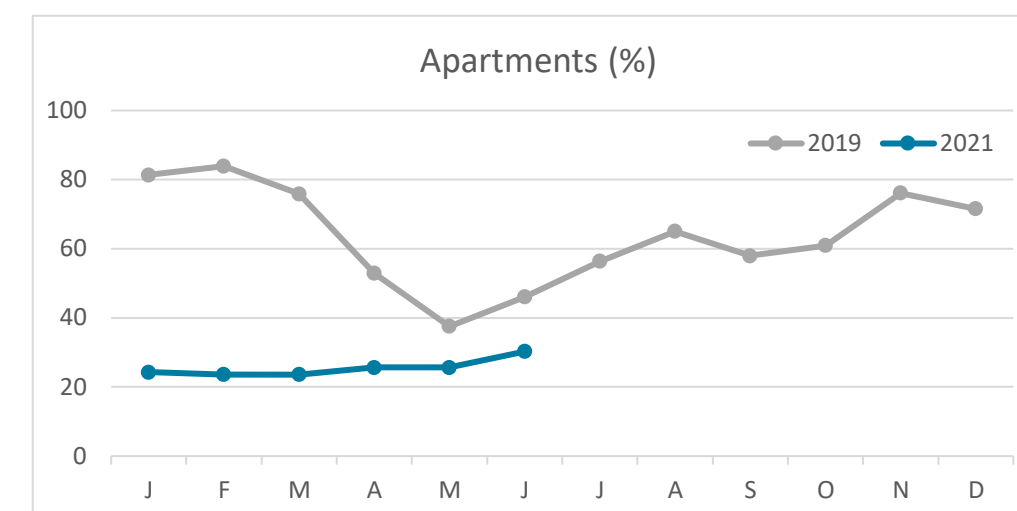
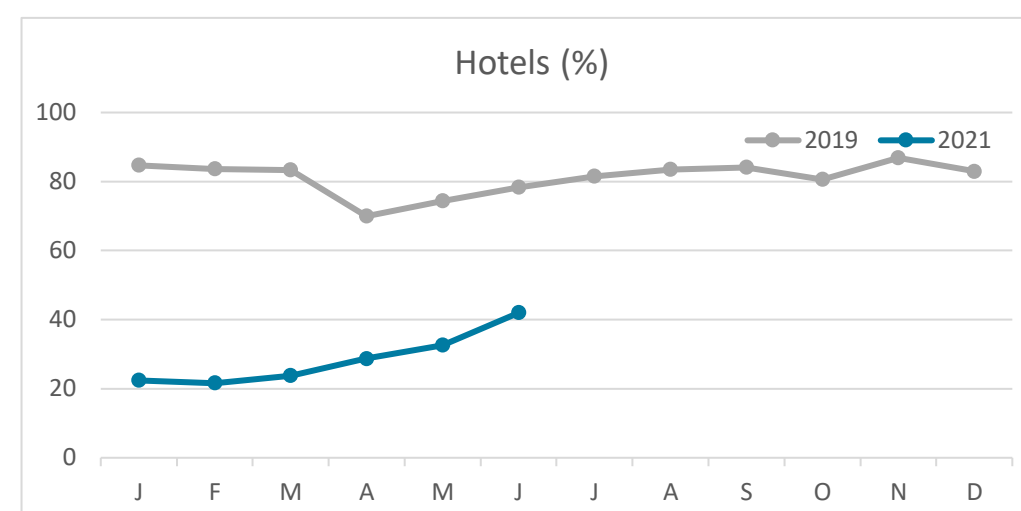
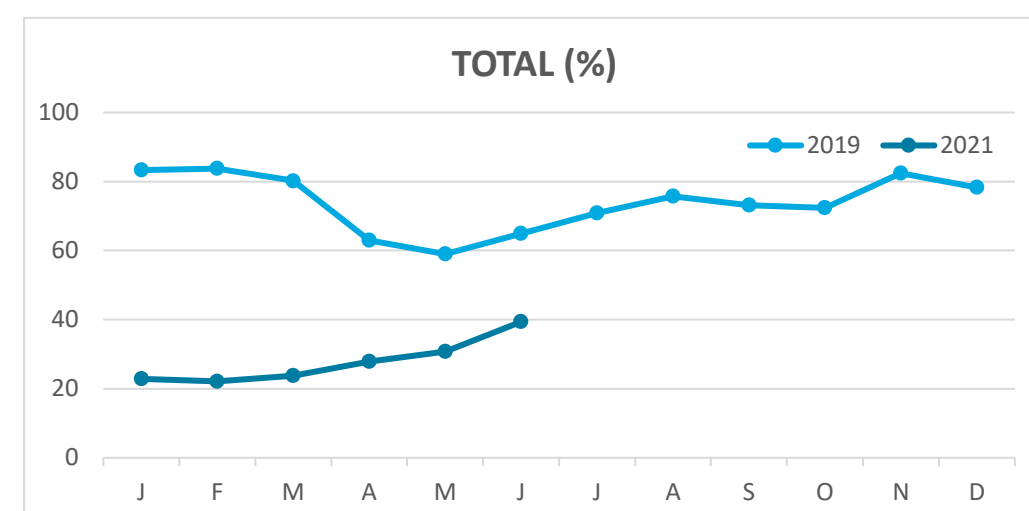


Note: LZ\* (Lanzarote), FV\* (Fuerteventura), GC\* (Gran Canaria), TF\* (Tenerife), LG\* (La Gomera), LP\* (La Palma) and EH\* (El Hierro).  
TOTAL does not coincide with the sum of hotel and non-hotel accommodations, since between April and June 2020 the breakdown by islands was not published.

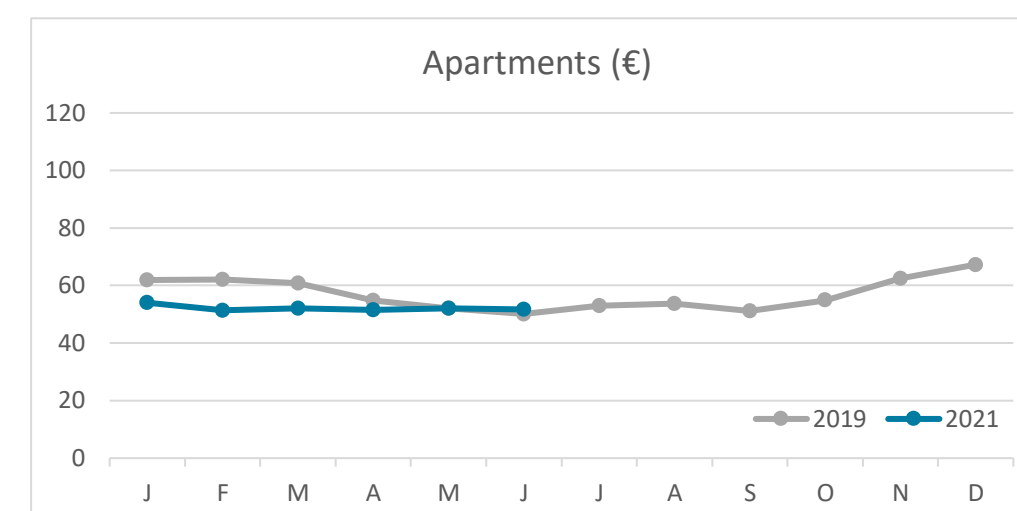
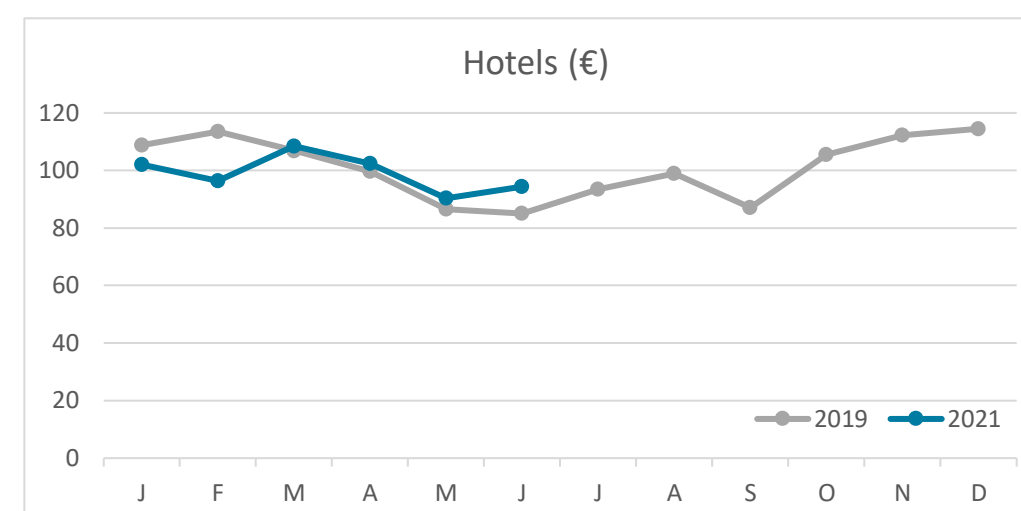
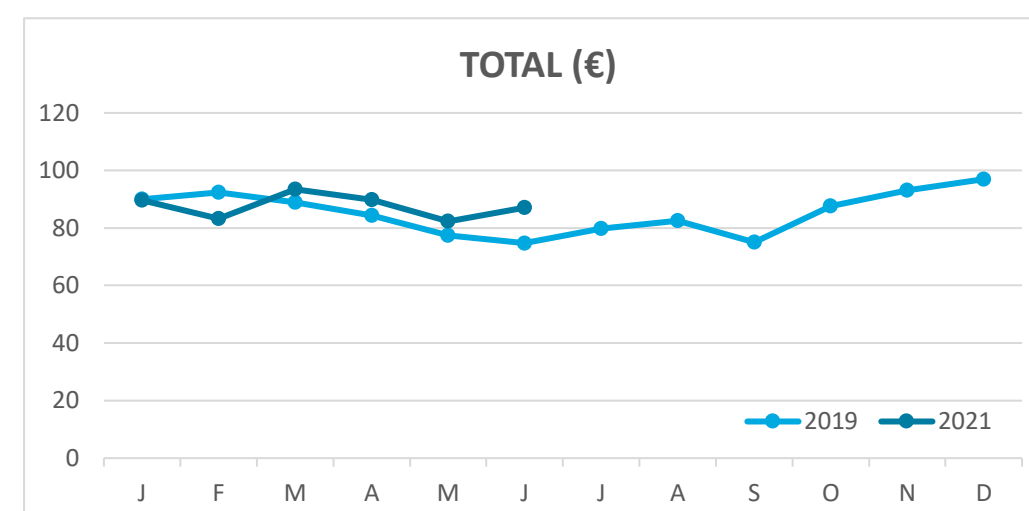
# Main tourist accommodation indicators GRAN CANARIA (January - June 2021)



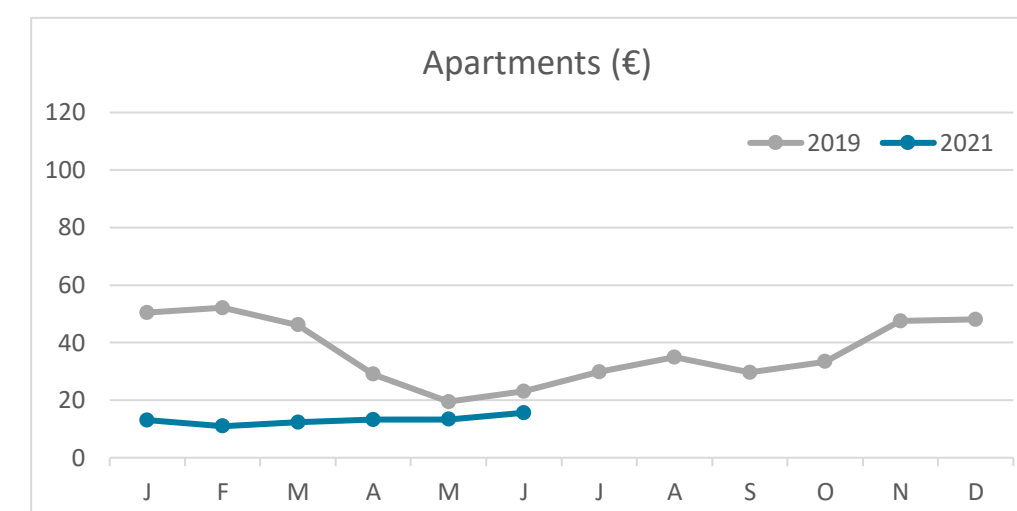
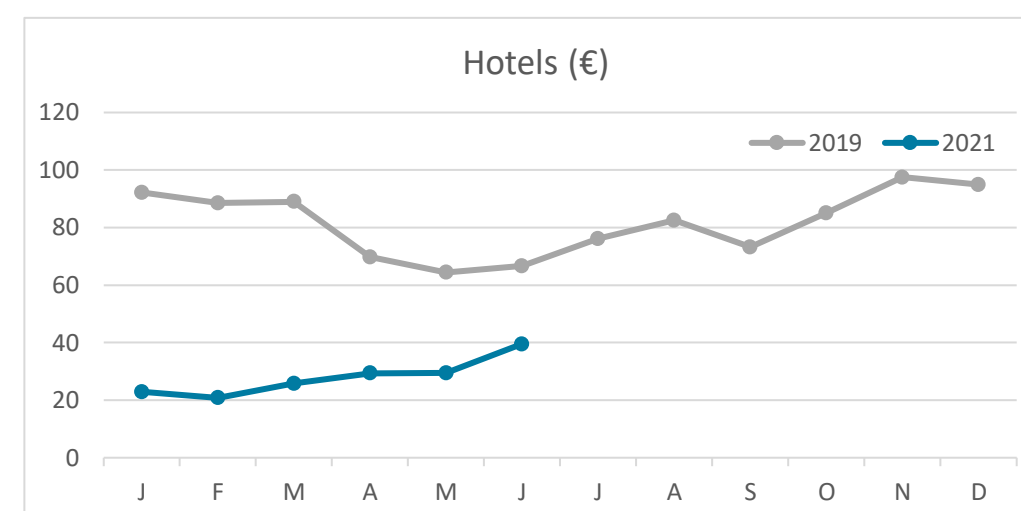
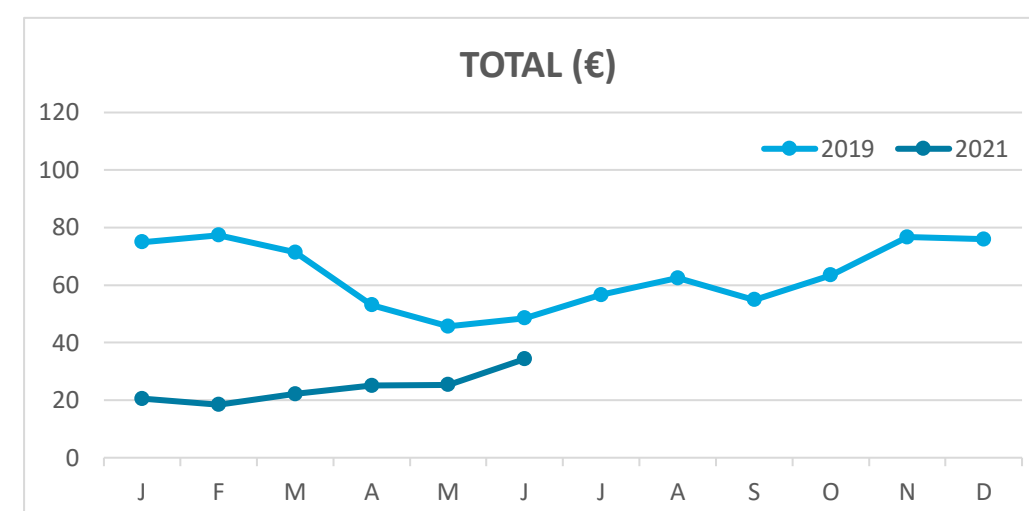
## OCCUPANCY RATE PER ROOM / APARTMENT



## ADR (Average Daily Rate)



## REVPAR (Revenue Per Available Room)



Note: "Guests indicator" refers to number of guests checking in as new arrivals.  
Source: Encuestas de Alojamiento Turístico (ISTAC)