

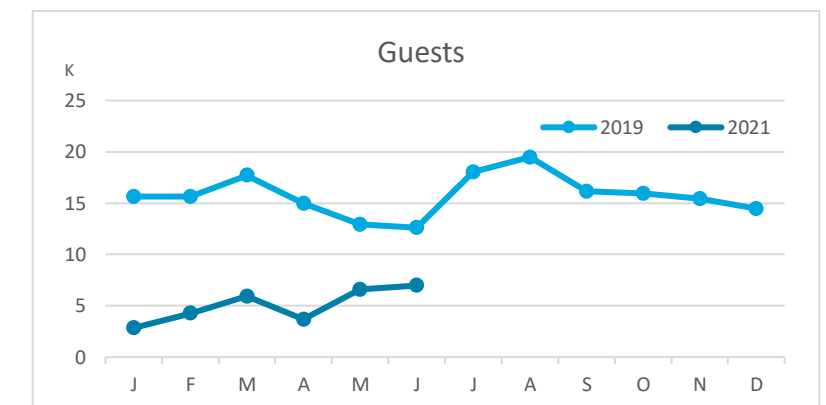
# Main tourist accommodation indicators

## LA GOMERA (January - June 2021)



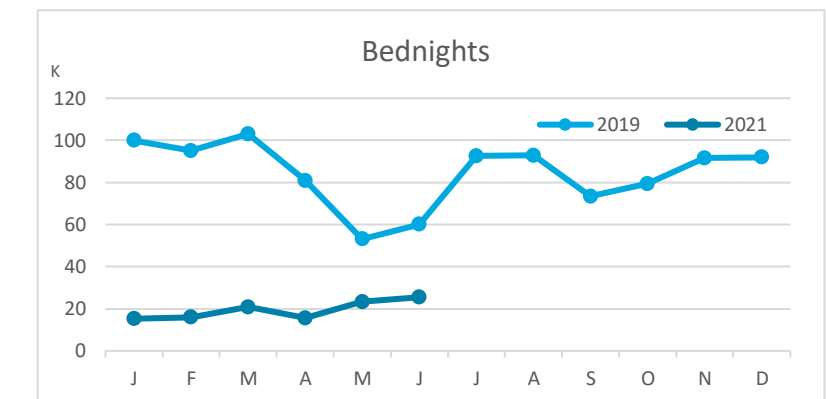
### GUESTS BY ACCOMMODATION TYPE (\*)

	TOTAL				Breakdown by accommodation type							
	Abroad	Mainland	Canary Islands	Total	Abroad	Mainland	Canary Islands	Total	Abroad	Mainland	Canary Islands	Total
Jan-Jun19	50,665	4,841	33,964	89,470	31,790	3,474	20,705	55,969	18,875	1,367	13,259	33,501
Jan-Jun21	10,012	1,856	18,440	30,308	6,559	1,201	11,769	19,529	3,453	655	6,671	10,779
Change	-40,653	-2,985	-15,524	-59,162	-25,231	-2,273	-8,936	-36,440	-15,422	-712	-6,588	-22,722
Change, %	-80.2%	-61.7%	-45.7%	-66.1%	-79.4%	-65.4%	-43.2%	-65.1%	-81.7%	-52.1%	-49.7%	-67.8%



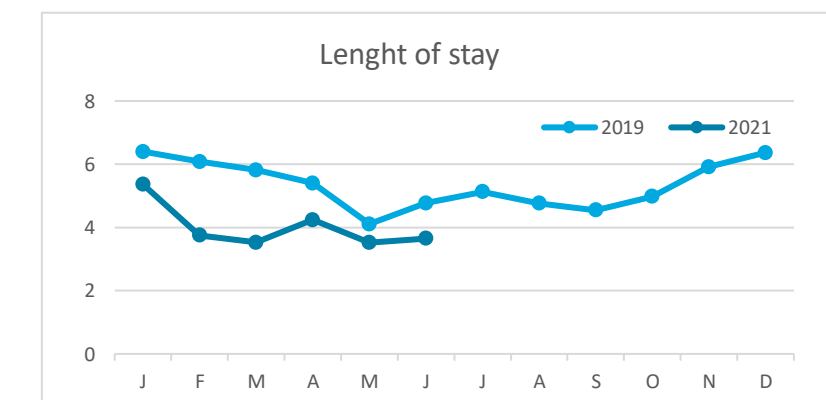
### BEDNIGHTS

	TOTAL				Breakdown by accommodation type							
	Abroad	Mainland	Canary Islands	Total	Abroad	Mainland	Canary Islands	Total	Abroad	Mainland	Canary Islands	Total
Jan-Jun19	400,506	12,285	79,419	492,210	214,575	7,963	40,899	263,437	185,931	4,322	38,520	228,773
Jan-Jun21	65,856	5,946	44,718	116,520	38,800	4,045	26,166	69,011	27,056	1,901	18,552	47,509
Change	-334,650	-6,339	-34,701	-375,690	-175,775	-3,918	-14,733	-194,426	-158,875	-2,421	-19,968	-181,264
Change, %	-83.6%	-51.6%	-43.7%	-76.3%	-81.9%	-49.2%	-36.0%	-73.8%	-85.4%	-56.0%	-51.8%	-79.2%

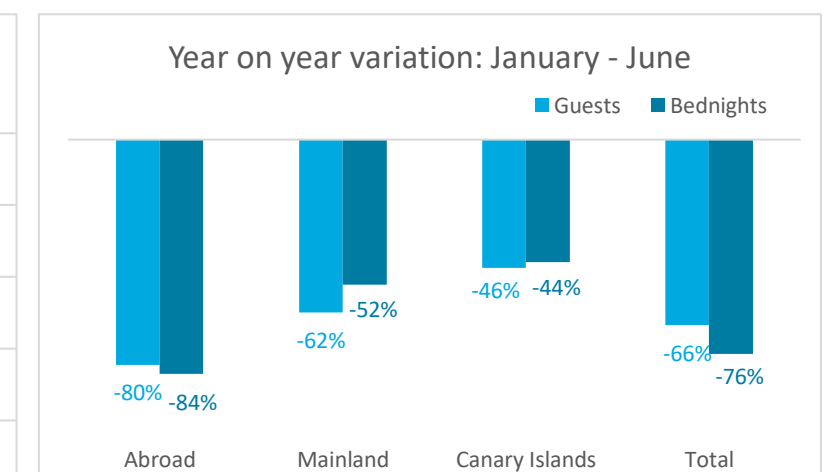
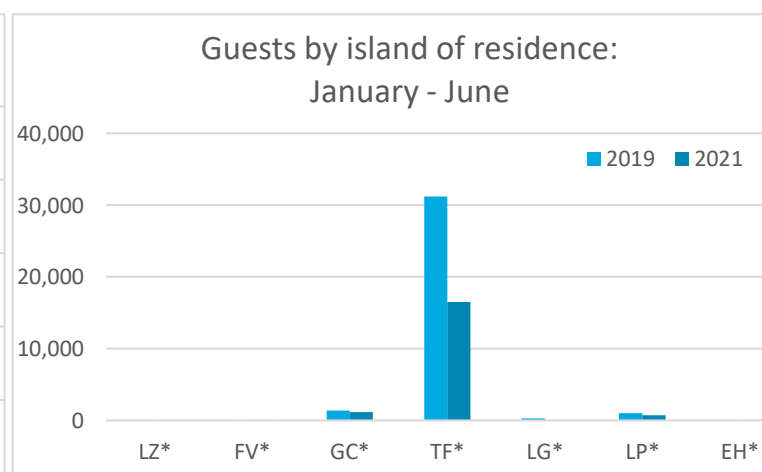
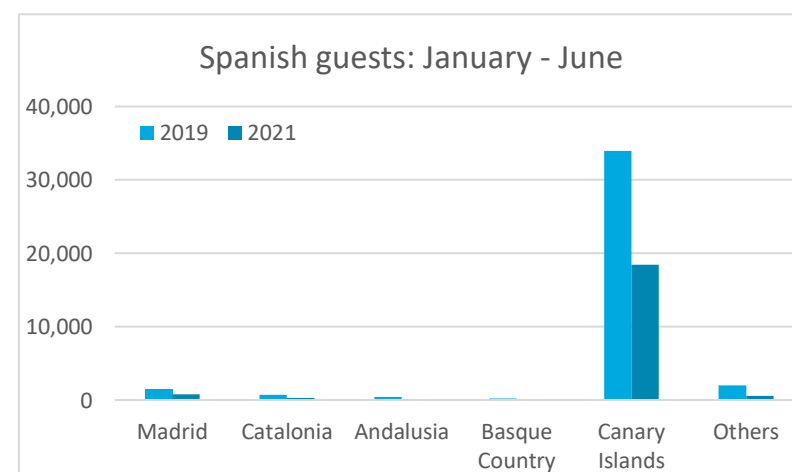
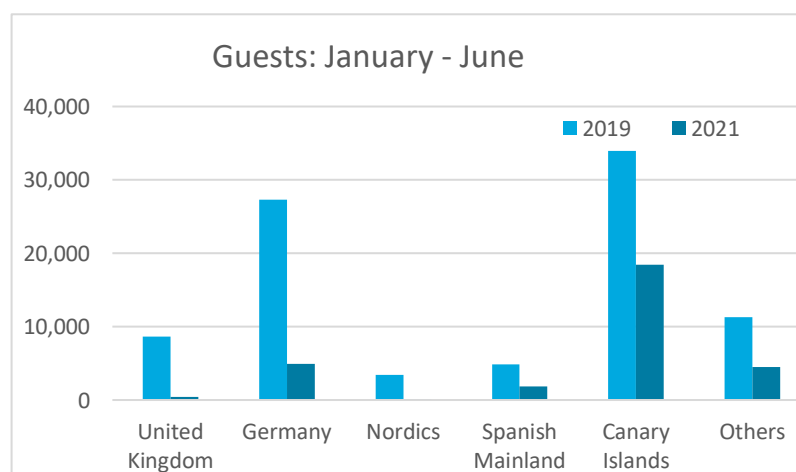


### LENGHT OF STAY

	TOTAL				Breakdown by accommodation type							
	Abroad	Mainland	Canary Islands	Total	Abroad	Mainland	Canary Islands	Total	Abroad	Mainland	Canary Islands	Total
Jan-Jun19	7.9	2.5	2.3	5.5	6.7	2.3	2.0	4.7	9.9	3.2	2.9	6.8
Jan-Jun21	6.6	3.2	2.4	3.8	5.9	3.4	2.2	3.5	7.8	2.9	2.8	4.4
Change	-1.3	0.7	0.1	-1.7	-0.8	1.1	0.2	-1.2	-2.0	-0.3	-0.1	-2.4




### GUESTS AND BEDNIGHTS BY PLACE OF RESIDENCE

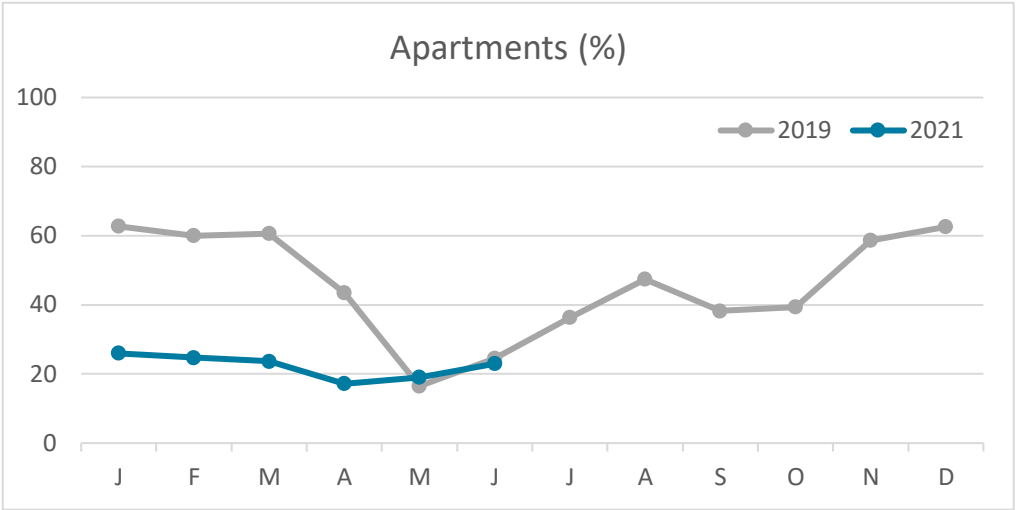
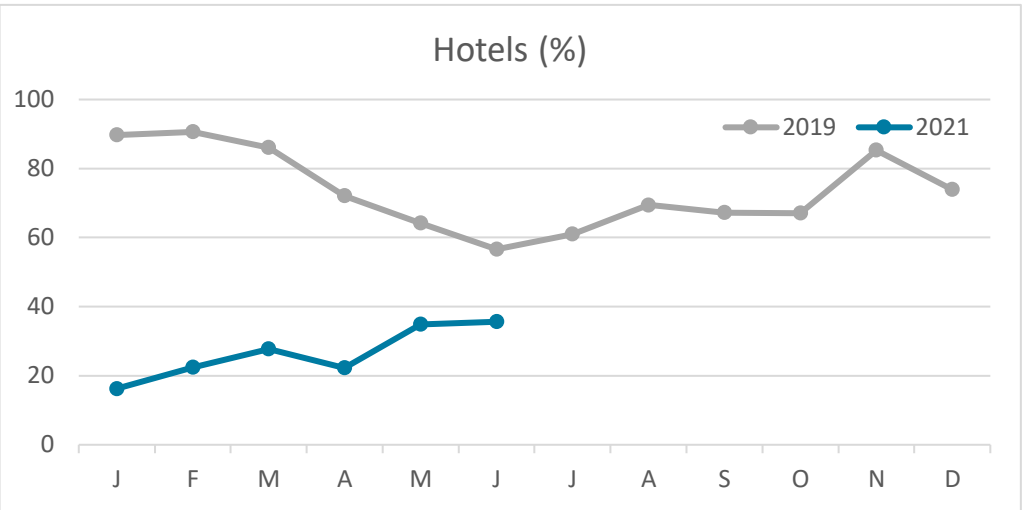
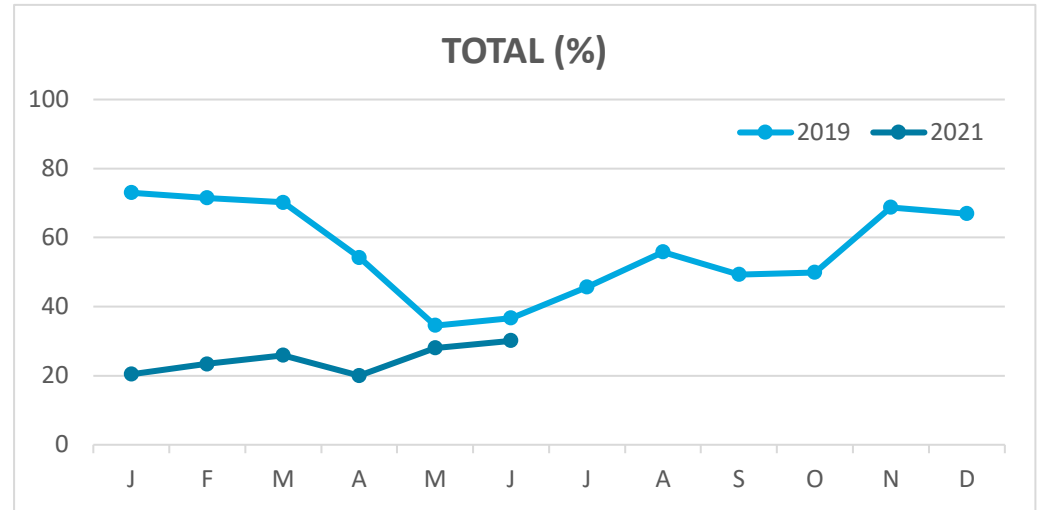


Note: LZ\* (Lanzarote), FV\* (Fuerteventura), GC\* (Gran Canaria), TF\* (Tenerife), LG\* (La Gomera), LP\* (La Palma) and EH\* (El Hierro).  
TOTAL does not coincide with the sum of hotel and non-hotel accommodations, since between April and June 2020 the breakdown by islands was not published.

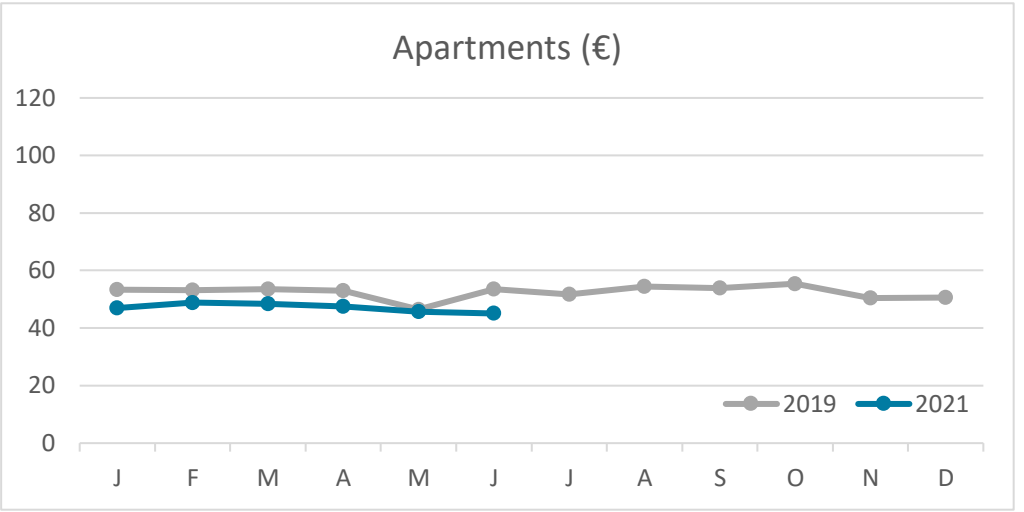
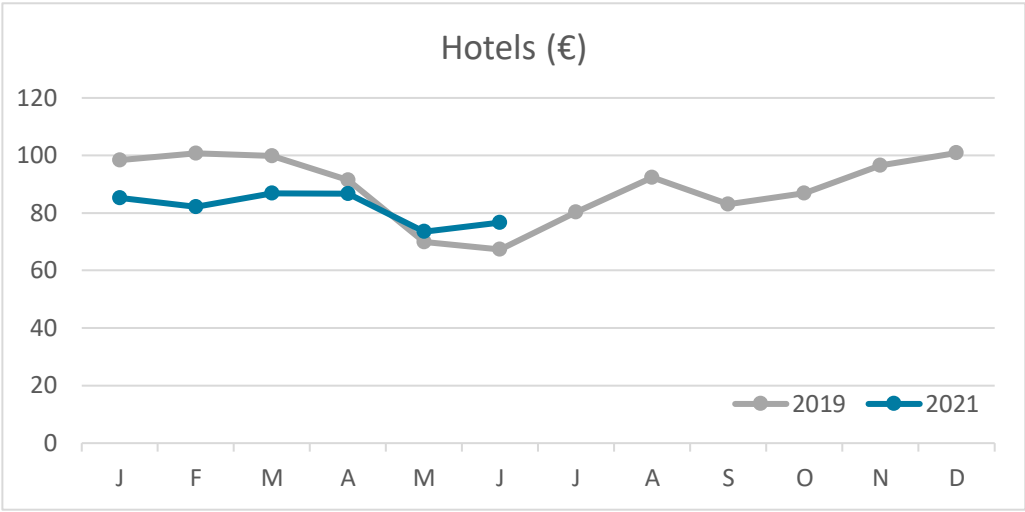
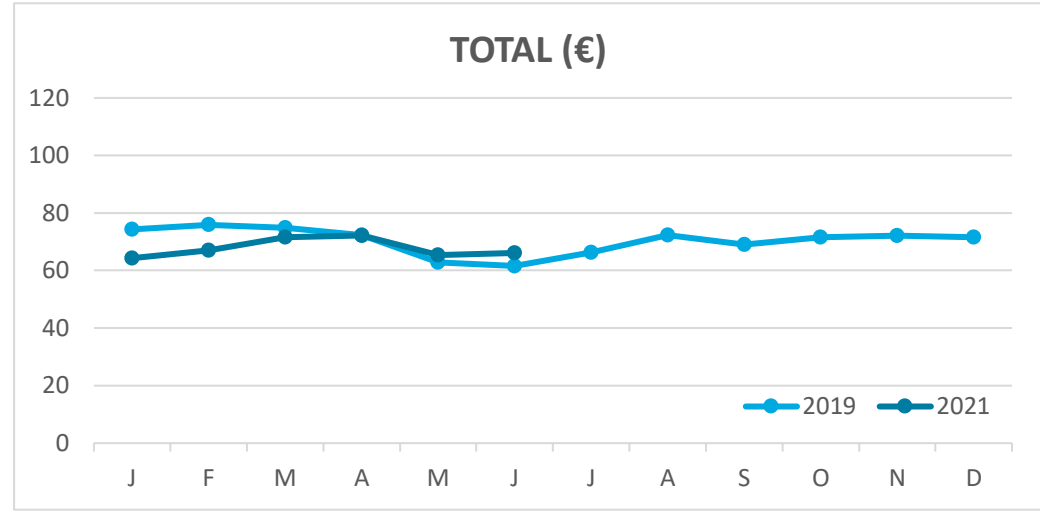
# Main tourist accommodation indicators LA GOMERA (January - June 2021)



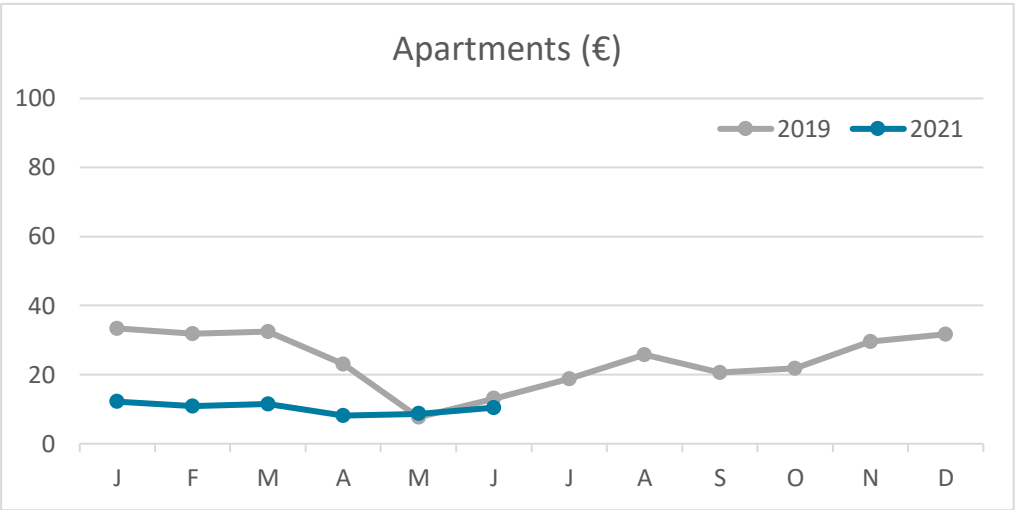
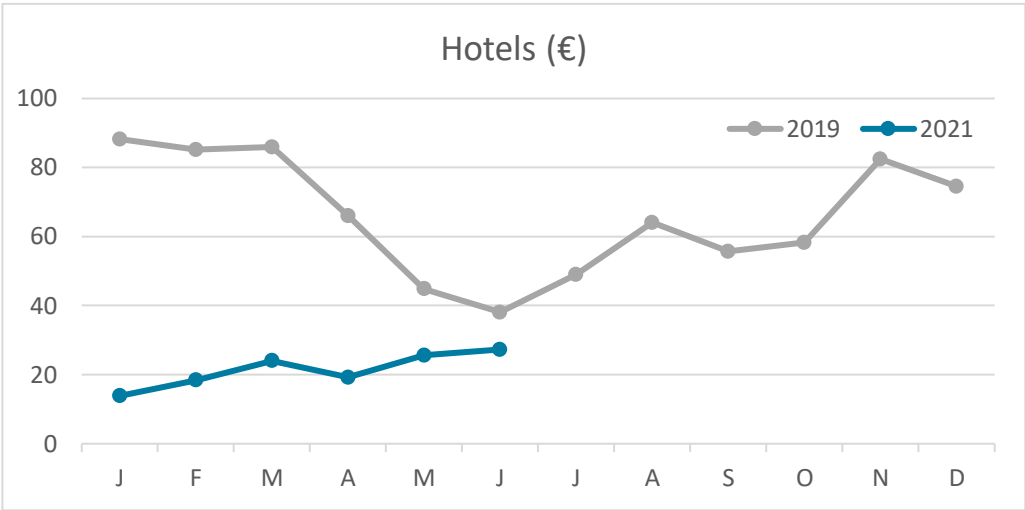
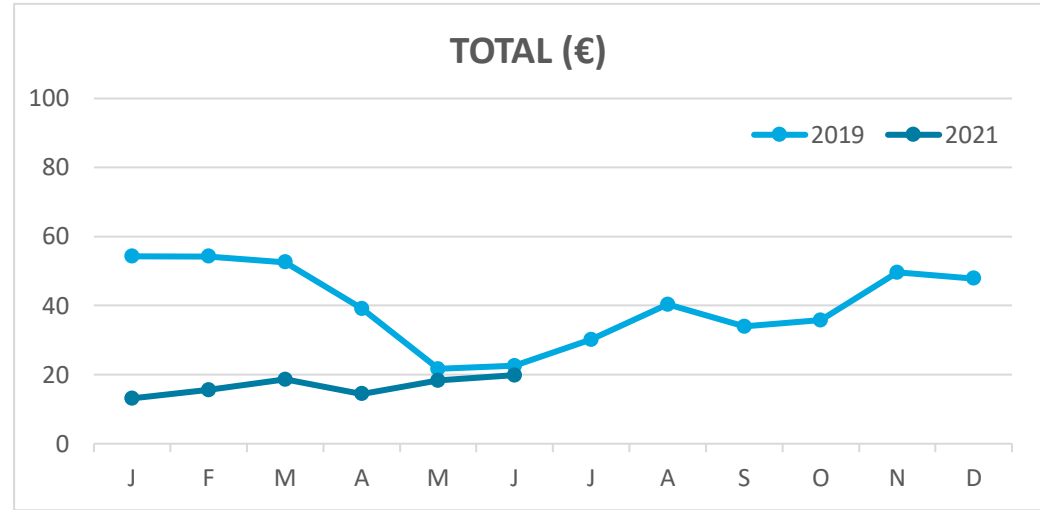
## OCCUPANCY RATE PER ROOM / APARTMENT



## ADR (Average Daily Rate)



## REVPAR (Revenue Per Available Room)



Note: "Guests indicator" refers to number of guests checking in as new arrivals.  
Source: Encuestas de Alojamiento Turístico (ISTAC)