

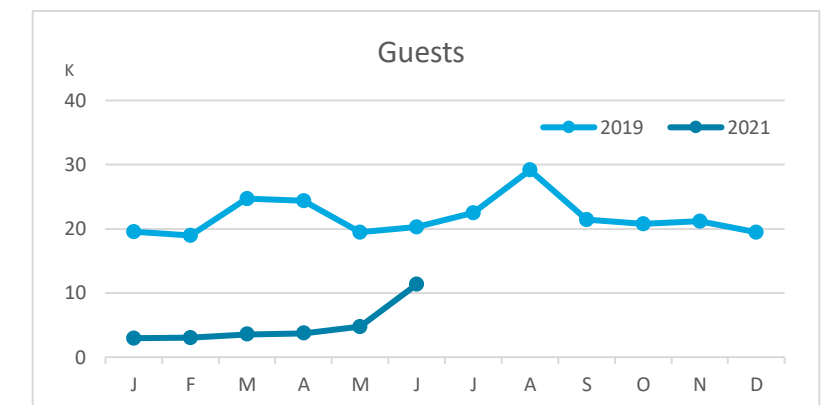
Main tourist accommodation indicators

LA PALMA (January - June 2021)



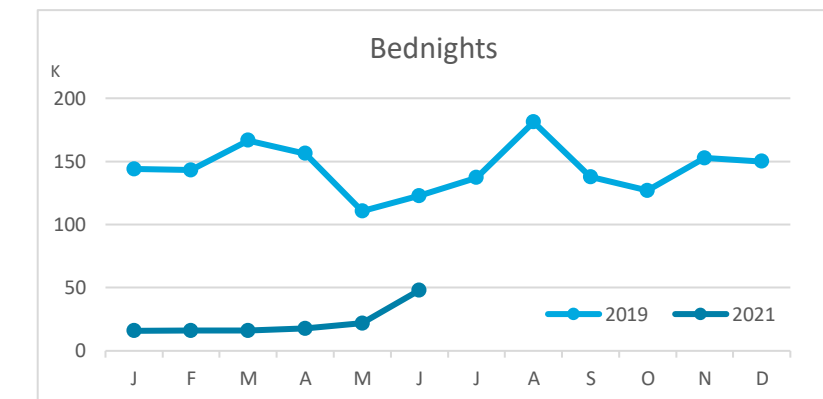
GUESTS BY ACCOMMODATION TYPE (*)

	TOTAL				Breakdown by accommodation type							
	Abroad	Mainland	Canary Islands	Total	Abroad	Mainland	Canary Islands	Total	Abroad	Mainland	Canary Islands	Total
Jan-Jun19	78,735	16,945	31,588	127,268	56,338	13,897	20,797	91,032	22,397	3,048	10,791	36,236
Jan-Jun21	7,847	11,843	9,665	29,355	4,354	10,047	5,189	19,590	3,493	1,796	4,476	9,765
Change	-70,888	-5,102	-21,923	-97,913	-51,984	-3,850	-15,608	-71,442	-18,904	-1,252	-6,315	-26,471
Change, %	-90.0%	-30.1%	-69.4%	-76.9%	-92.3%	-27.7%	-75.0%	-78.5%	-84.4%	-41.1%	-58.5%	-73.1%



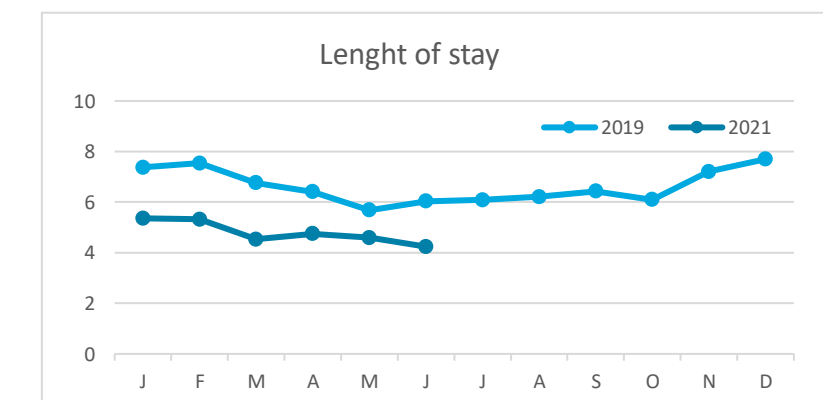
BEDNIGHTS

	TOTAL				Breakdown by accommodation type							
	Abroad	Mainland	Canary Islands	Total	Abroad	Mainland	Canary Islands	Total	Abroad	Mainland	Canary Islands	Total
Jan-Jun19	661,229	75,034	106,750	843,013	411,214	55,370	51,025	517,609	250,015	19,664	55,725	325,404
Jan-Jun21	57,863	46,089	31,716	135,668	18,267	35,673	12,900	66,840	39,596	10,416	18,816	68,828
Change	-603,366	-28,945	-75,034	-707,345	-392,947	-19,697	-38,125	-450,769	-210,419	-9,248	-36,909	-256,576
Change, %	-91.2%	-38.6%	-70.3%	-83.9%	-95.6%	-35.6%	-74.7%	-87.1%	-84.2%	-47.0%	-66.2%	-78.8%

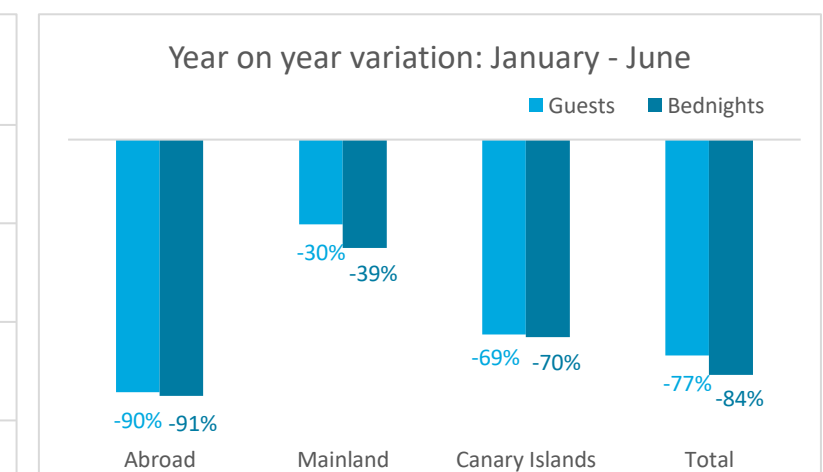
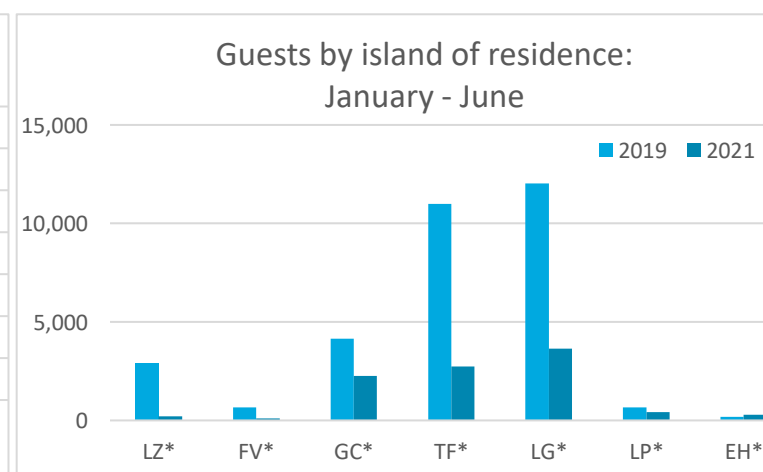
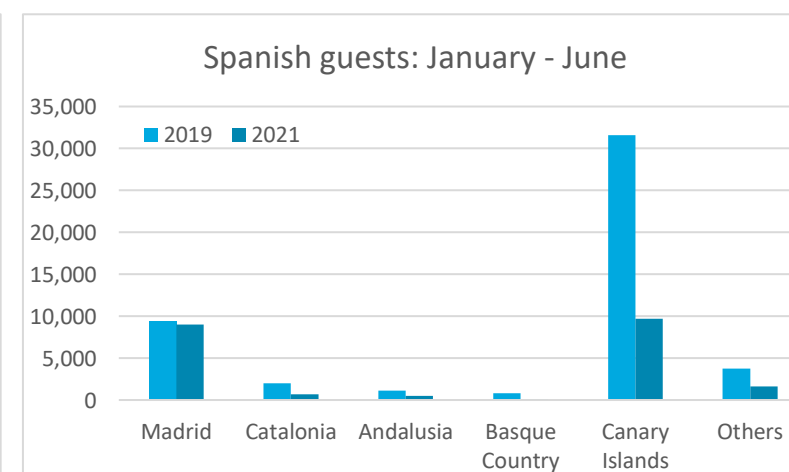
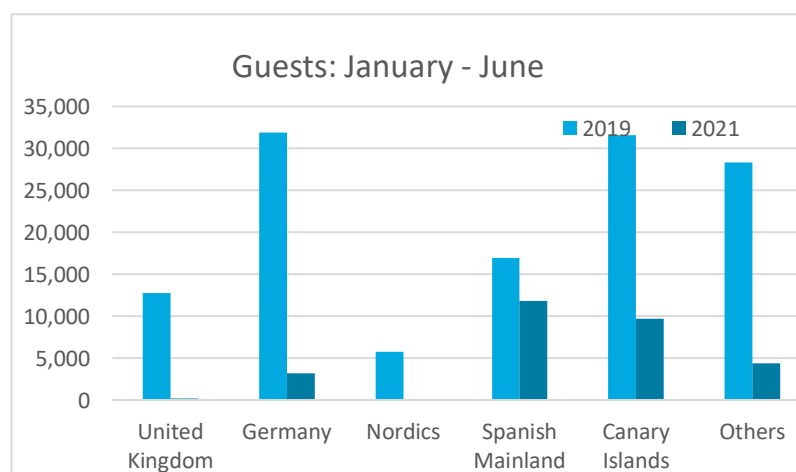


LENGHT OF STAY

	TOTAL				Breakdown by accommodation type							
	Abroad	Mainland	Canary Islands	Total	Abroad	Mainland	Canary Islands	Total	Abroad	Mainland	Canary Islands	Total
Jan-Jun19	8.4	4.4	3.4	6.6	7.3	4.0	2.5	5.7	11.2	6.5	5.2	9.0
Jan-Jun21	7.4	3.9	3.3	4.6	4.2	3.6	2.5	3.4	11.3	5.8	4.2	7.0
Change	-1.0	-0.5	-0.1	-2.0	-3.1	-0.4	0.0	-2.3	0.2	-0.7	-1.0	-1.9




GUESTS AND BEDNIGHTS BY PLACE OF RESIDENCE

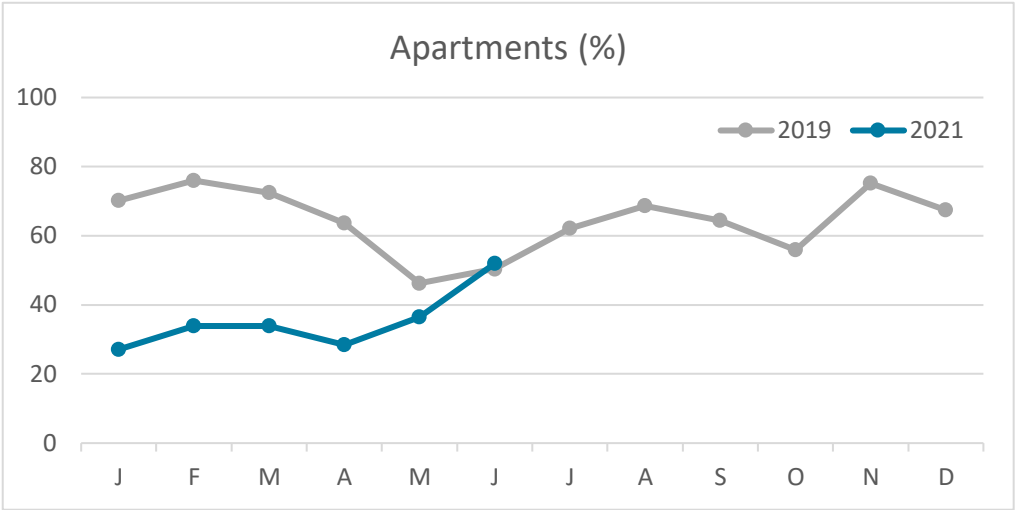
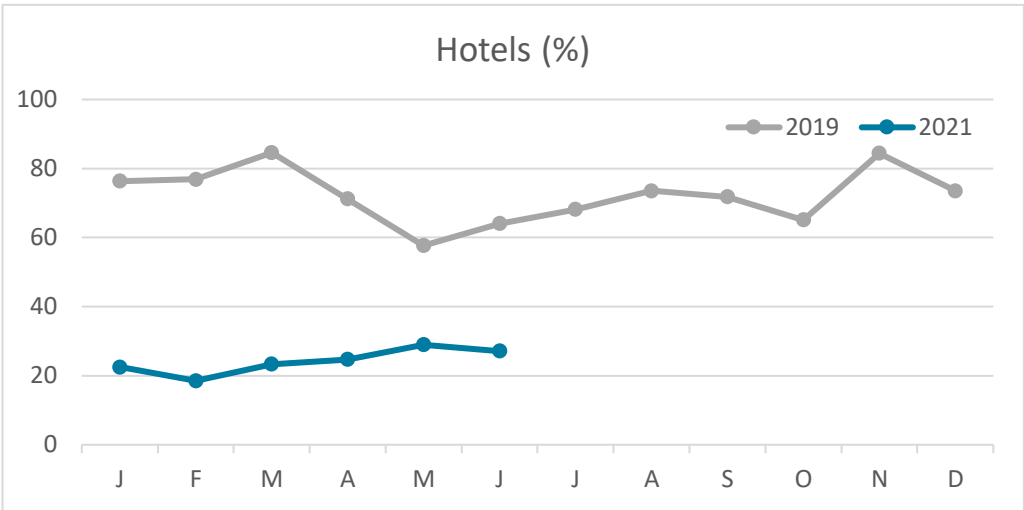
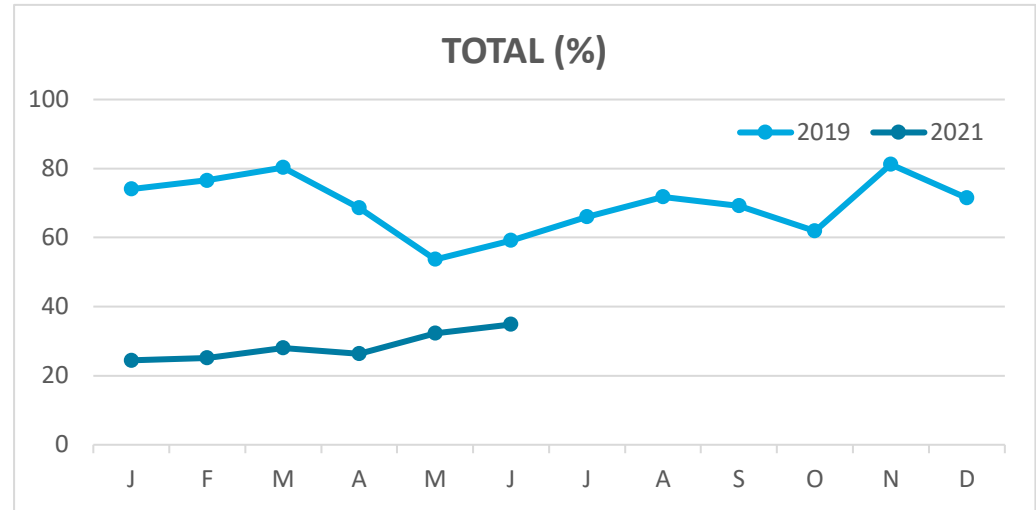


Note: LZ* (Lanzarote), FV* (Fuerteventura), GC* (Gran Canaria), TF* (Tenerife), LG* (La Gomera), LP* (La Palma) and EH* (El Hierro).
TOTAL does not coincide with the sum of hotel and non-hotel accommodations, since between April and June 2020 the breakdown by islands was not published.

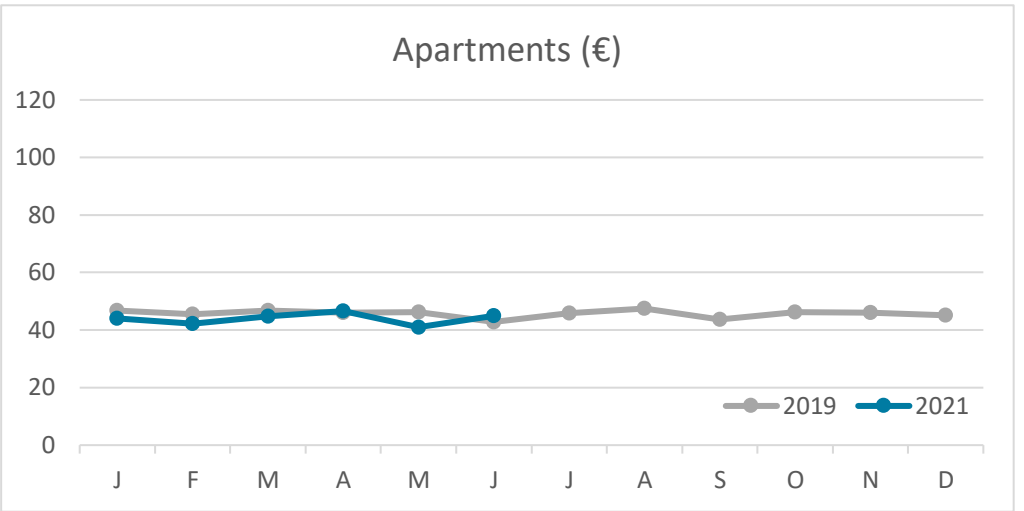
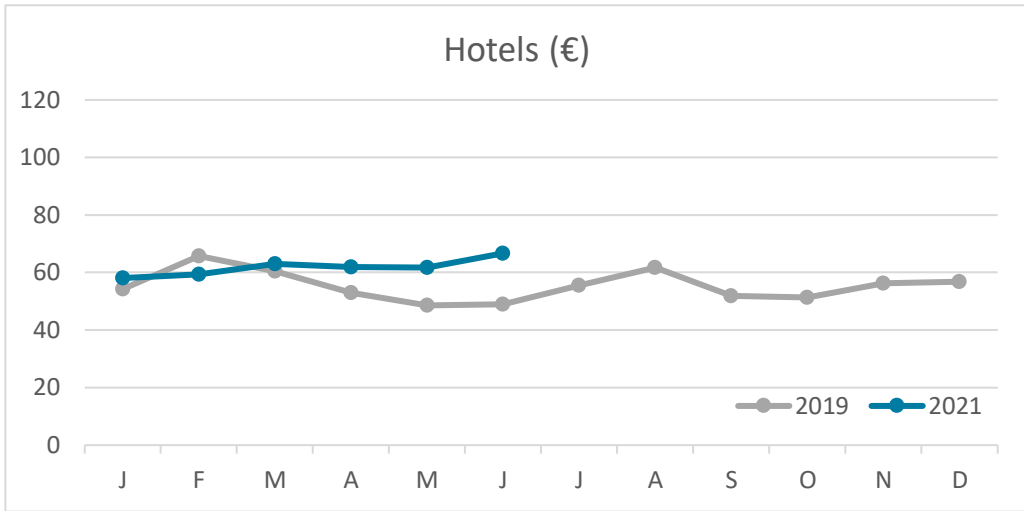
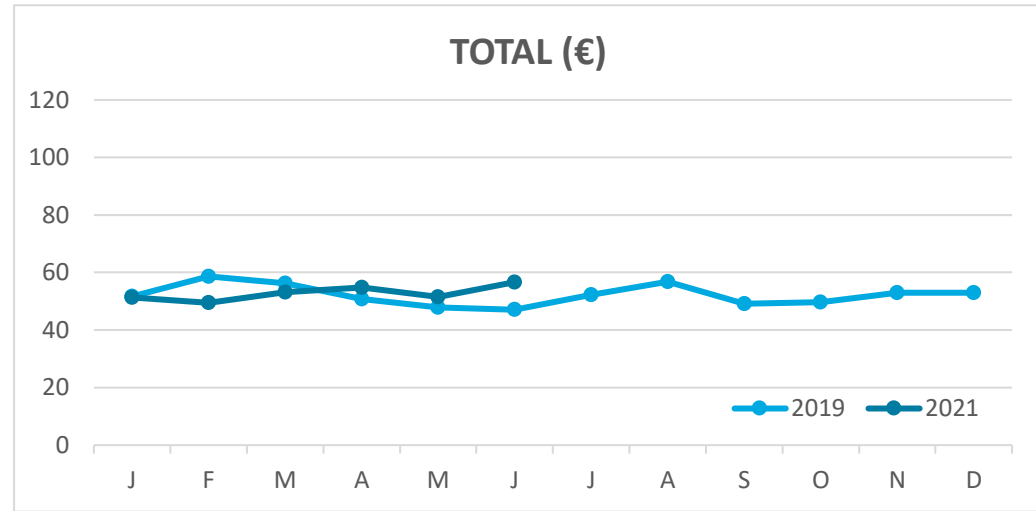
Main tourist accommodation indicators LA PALMA (January - June 2021)



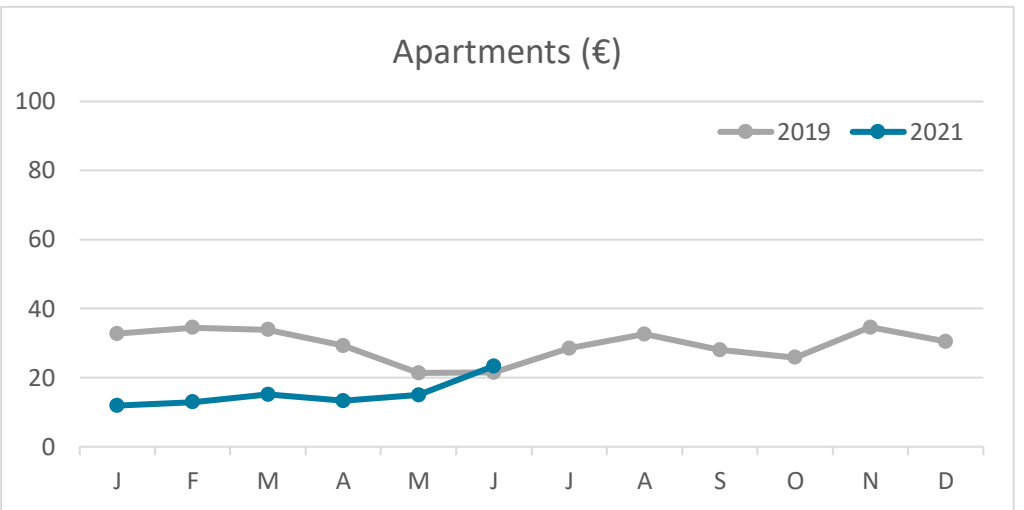
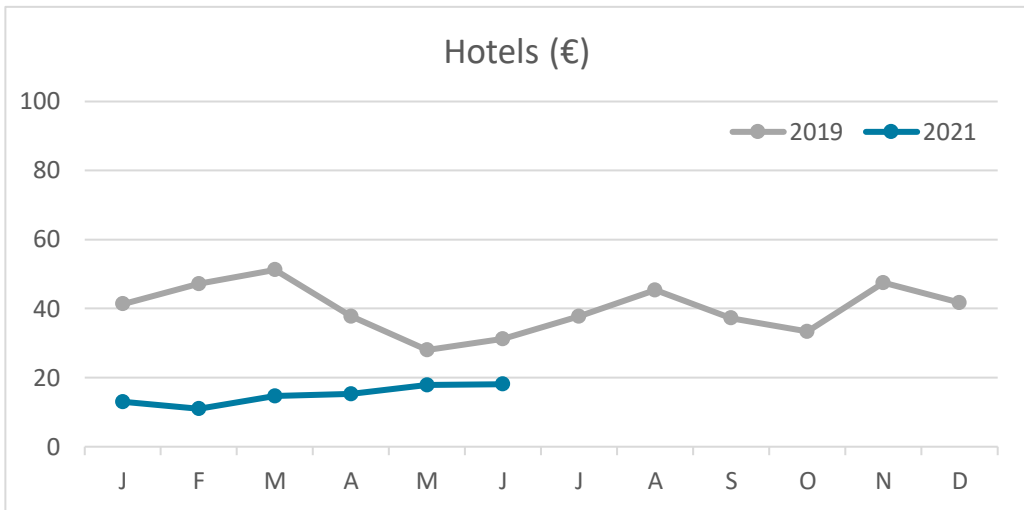
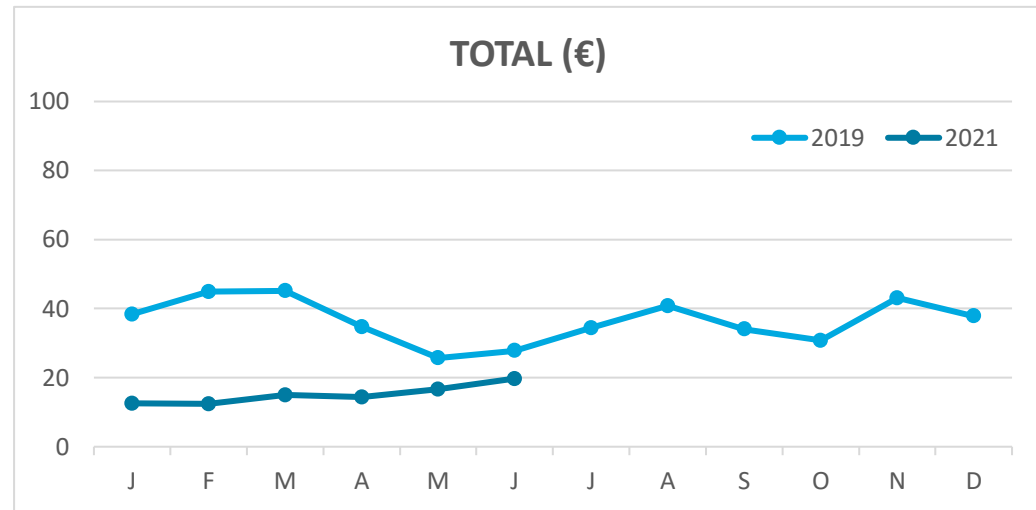
OCCUPANCY RATE PER ROOM / APARTMENT



ADR (Average Daily Rate)



REVPAR (Revenue Per Available Room)



Note: "Guests indicator" refers to number of guests checking in as new arrivals.
Source: Encuestas de Alojamiento Turístico (ISTAC)