


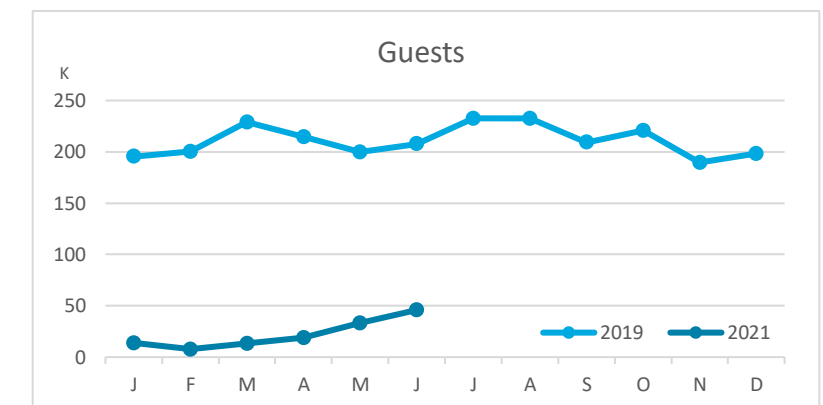
Main tourist accommodation indicators

LANZAROTE (January - June 2021)



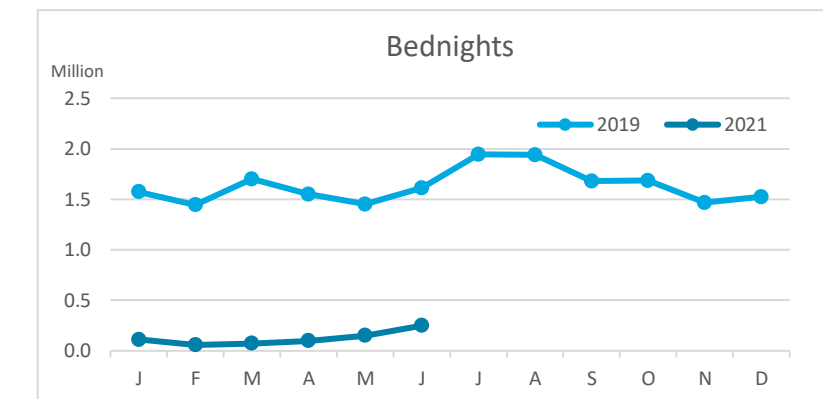
GUESTS BY ACCOMMODATION TYPE (*)

	TOTAL				Breakdown by accommodation type							
	Abroad	Mainland	Canary Islands	Total	Abroad	Mainland	Canary Islands	Total	Abroad	Mainland	Canary Islands	Total
Jan-Jun19	1,085,756	99,322	61,991	1,247,069	713,590	81,759	32,735	828,084	372,166	17,563	29,256	418,985
Jan-Jun21	60,886	43,495	28,718	133,099	45,314	34,142	16,001	95,457	15,572	9,353	12,717	37,642
Change	-1,024,870	-55,827	-33,273	-1,113,970	-668,276	-47,617	-16,734	-732,627	-356,594	-8,210	-16,539	-381,343
Change, %	-94.4%	-56.2%	-53.7%	-89.3%	-93.6%	-58.2%	-51.1%	-88.5%	-95.8%	-46.7%	-56.5%	-91.0%



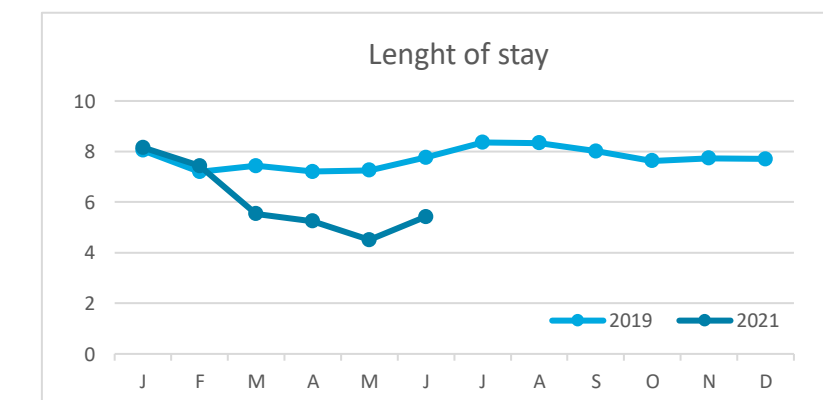
BEDNIGHTS

	TOTAL				Breakdown by accommodation type							
	Abroad	Mainland	Canary Islands	Total	Abroad	Mainland	Canary Islands	Total	Abroad	Mainland	Canary Islands	Total
Jan-Jun19	8,575,426	519,511	236,007	9,330,944	5,298,724	419,926	97,159	5,815,809	3,276,702	99,585	138,848	3,515,135
Jan-Jun21	442,954	213,542	87,239	743,735	310,110	165,235	40,536	515,881	132,844	48,307	46,703	227,854
Change	-8,132,472	-305,969	-148,768	-8,587,209	-4,988,614	-254,691	-56,623	-5,299,928	-3,143,858	-51,278	-92,145	-3,287,281
Change, %	-94.8%	-58.9%	-63.0%	-92.0%	-94.1%	-60.7%	-58.3%	-91.1%	-95.9%	-51.5%	-66.4%	-93.5%

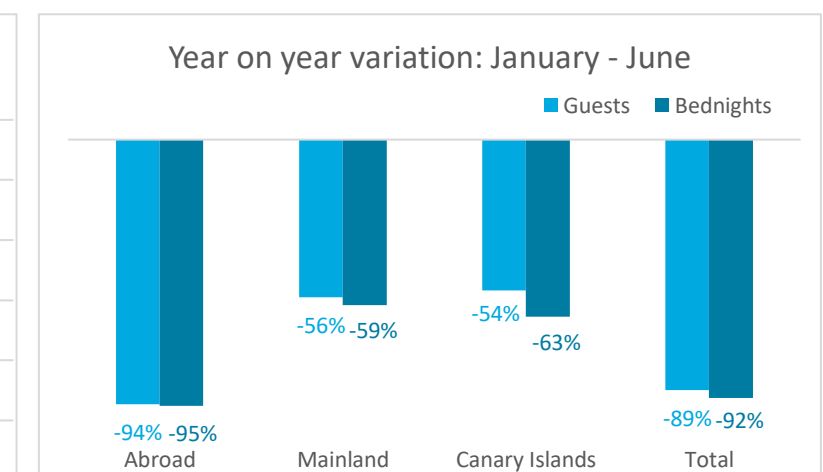
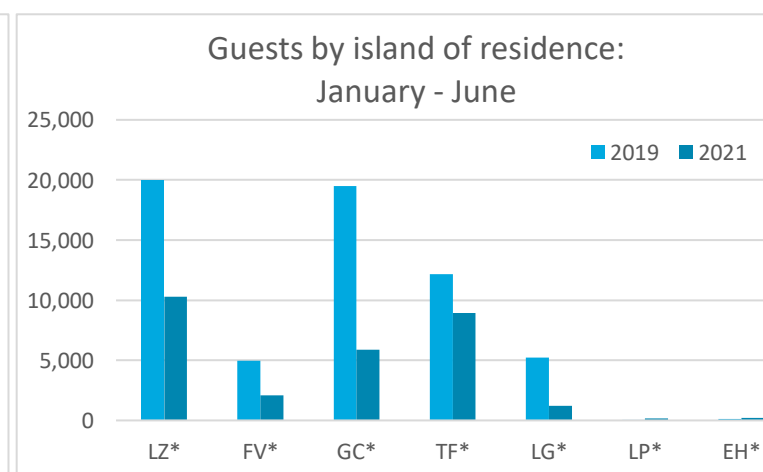
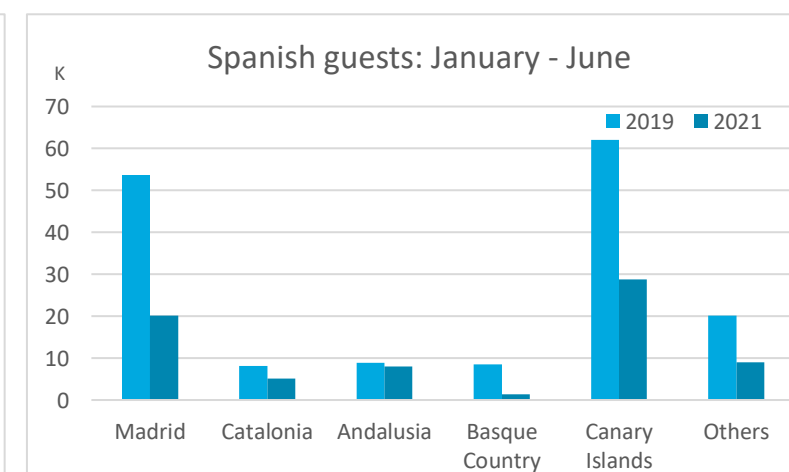
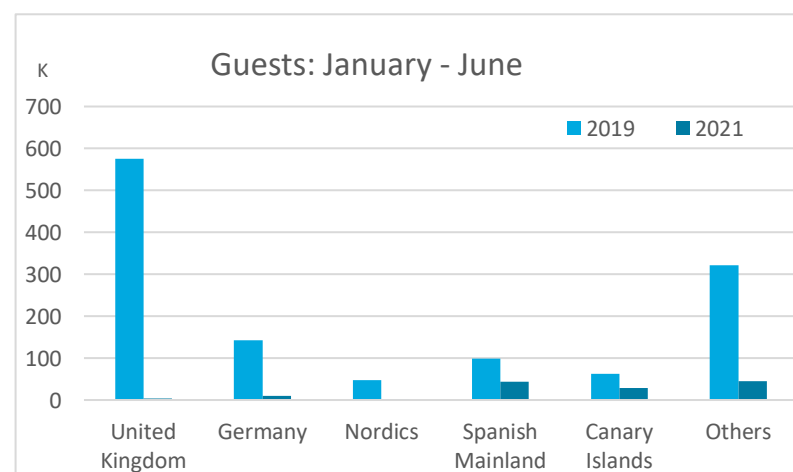


LENGHT OF STAY

	TOTAL				Breakdown by accommodation type							
	Abroad	Mainland	Canary Islands	Total	Abroad	Mainland	Canary Islands	Total	Abroad	Mainland	Canary Islands	Total
Jan-Jun19	7.9	5.2	3.8	7.5	7.4	5.1	3.0	7.0	8.8	5.7	4.7	8.4
Jan-Jun21	7.3	4.9	3.0	5.6	6.8	4.8	2.5	5.4	8.5	5.2	3.7	6.1
Change	-0.6	-0.3	-0.8	-1.9	-0.6	-0.3	-0.4	-1.6	-0.3	-0.5	-1.1	-2.3




GUESTS AND BEDNIGHTS BY PLACE OF RESIDENCE



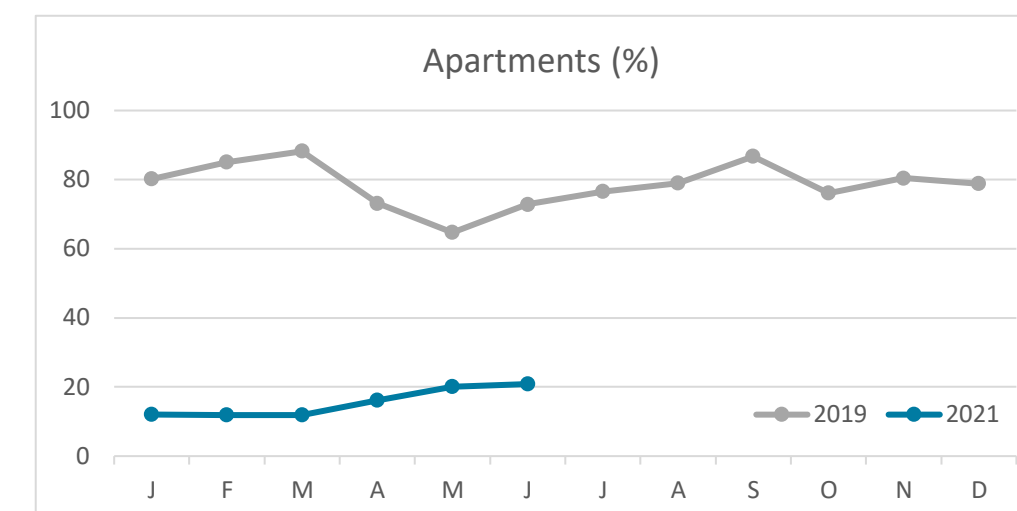
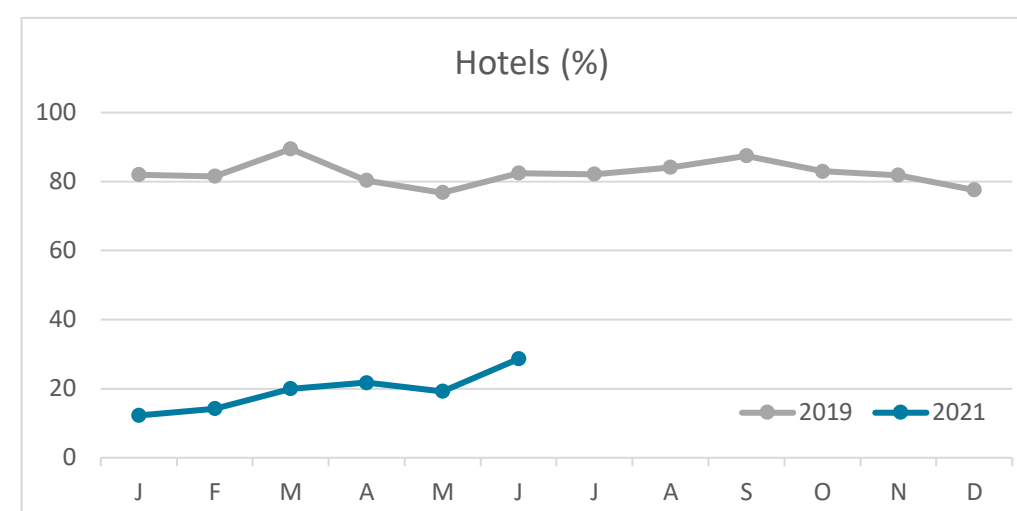
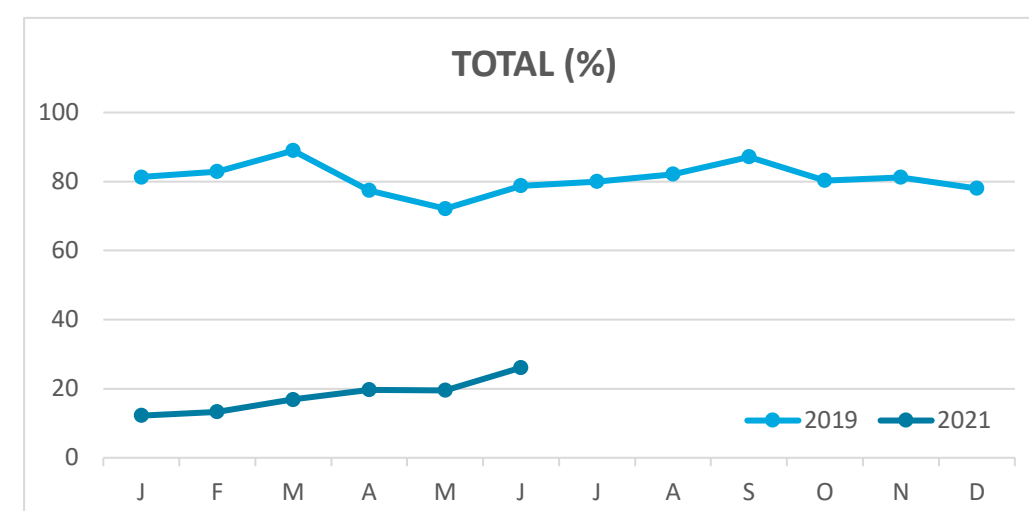
Note: LZ* (Lanzarote), FV* (Fuerteventura), GC* (Gran Canaria), TF* (Tenerife), LG* (La Gomera), LP* (La Palma) and EH* (El Hierro).
TOTAL does not coincide with the sum of hotel and non-hotel accommodations, since between April and June 2020 the breakdown by islands was not published.

Main tourist accommodation indicators

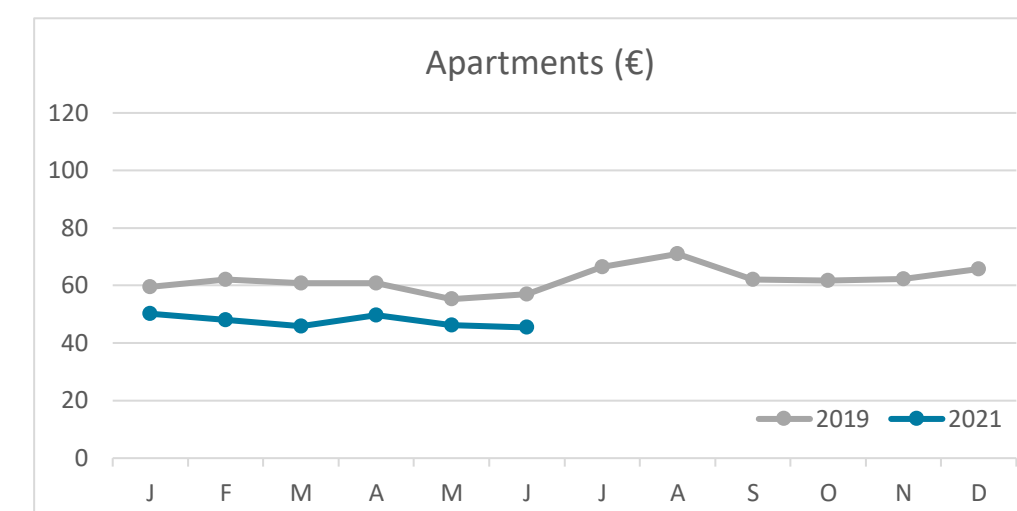
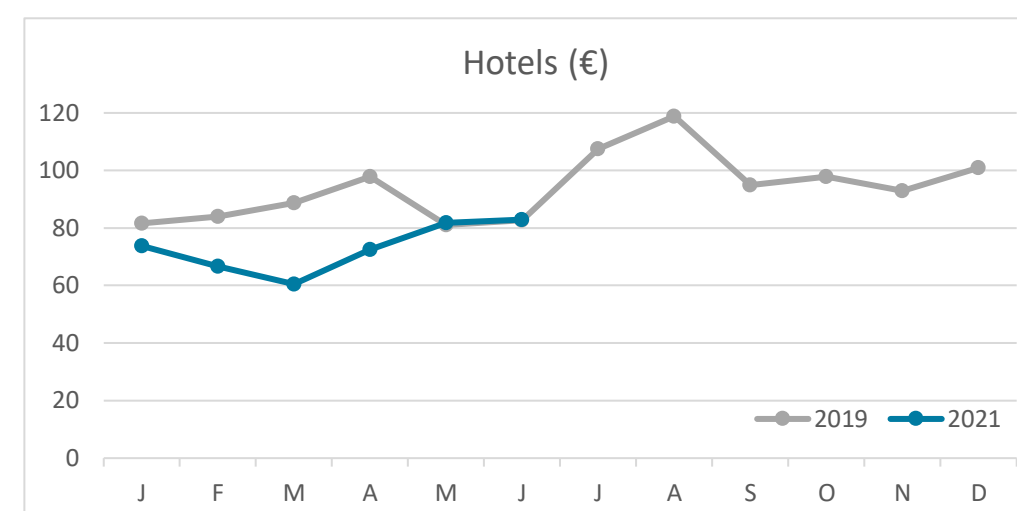
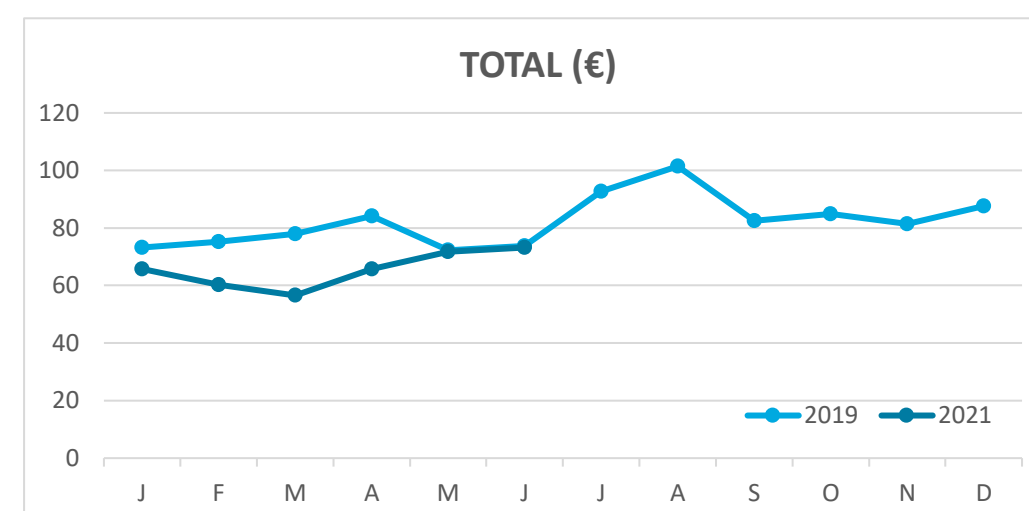
LANZAROTE (January - June 2021)



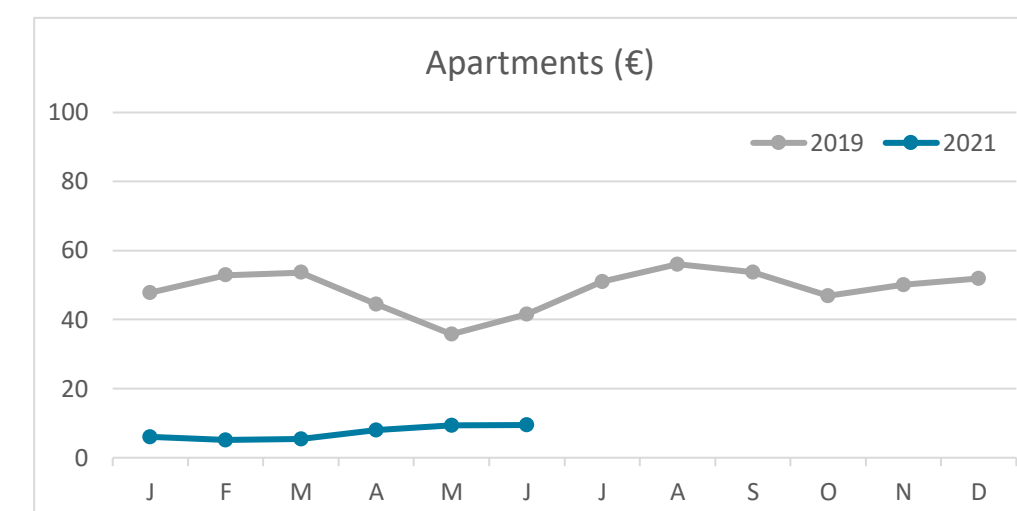
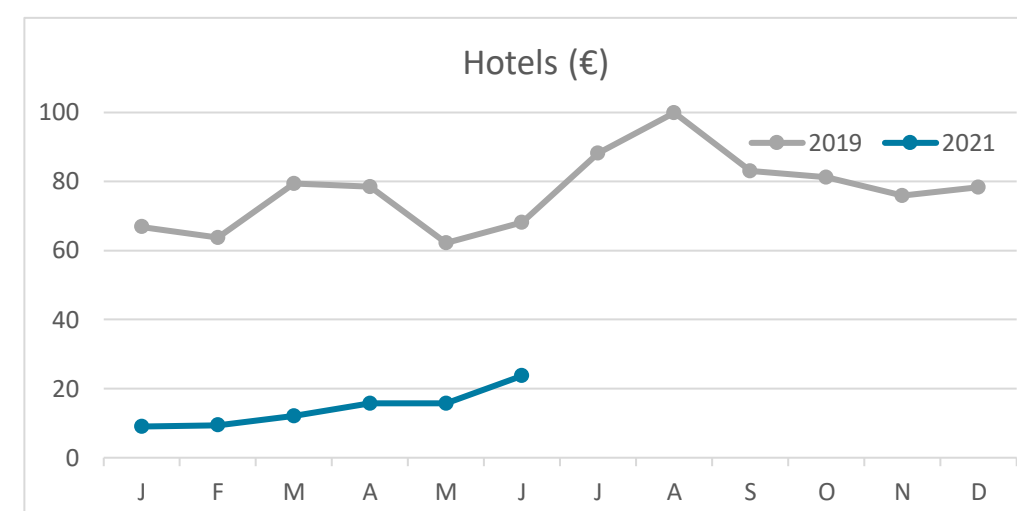
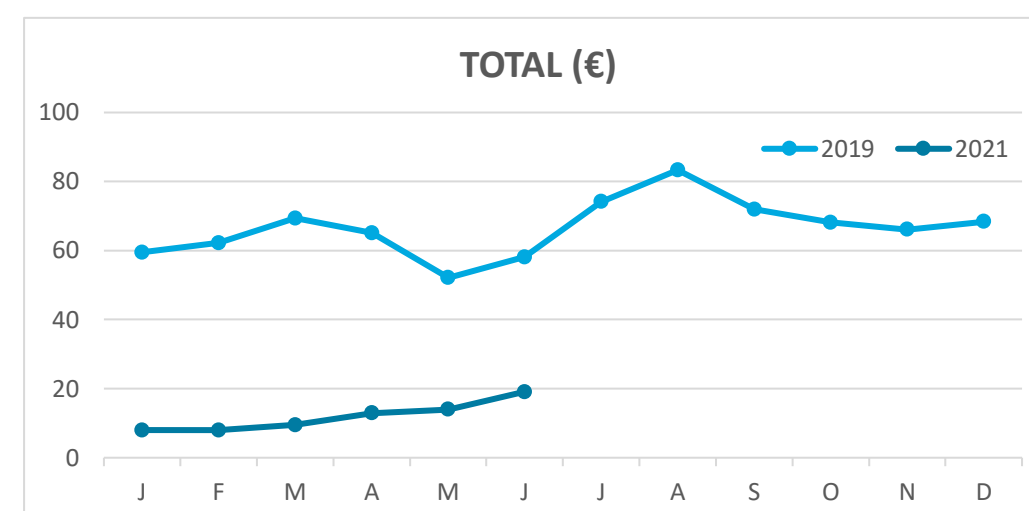
OCCUPANCY RATE PER ROOM / APARTMENT



ADR (Average Daily Rate)



REVPAR (Revenue Per Available Room)



Note: "Guests indicator" refers to number of guests checking in as new arrivals.
Source: Encuestas de Alojamiento Turístico (ISTAC)