

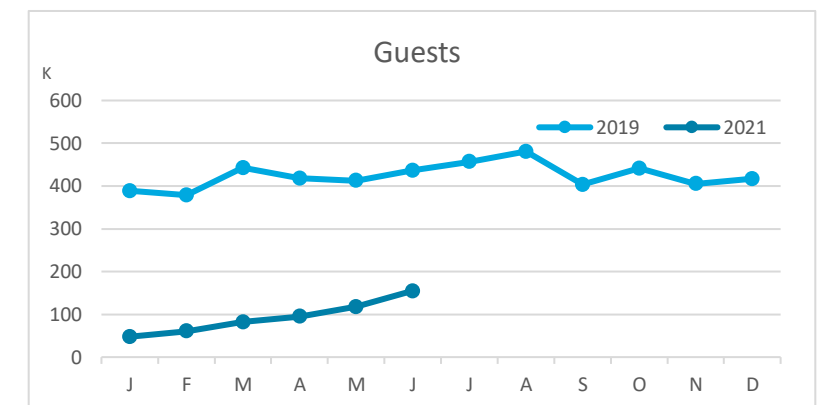
Main tourist accommodation indicators

TENERIFE (January - June 2021)



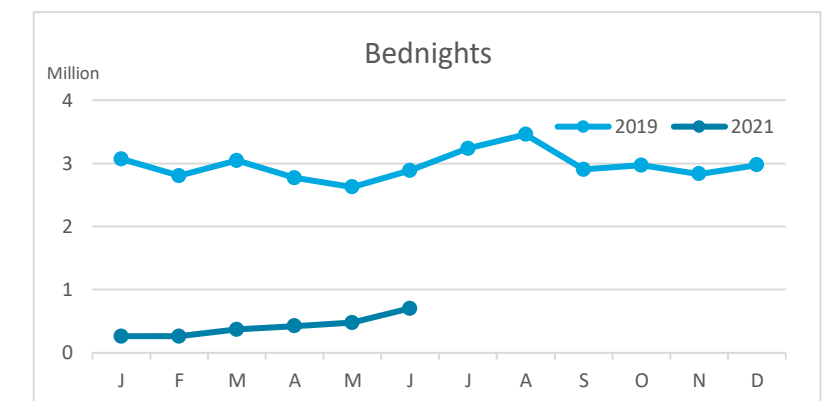
GUESTS BY ACCOMMODATION TYPE (*)

	TOTAL				Breakdown by accommodation type							
	Abroad	Mainland	Canary Islands	Total	Abroad	Mainland	Canary Islands	Total	Abroad	Mainland	Canary Islands	Total
Jan-Jun19	1,952,568	304,043	221,373	2,477,984	1,369,533	256,214	164,000	1,789,747	583,035	47,829	57,373	688,237
Jan-Jun21	252,519	109,797	196,421	558,737	184,626	96,941	145,152	426,719	67,893	12,856	51,269	132,018
Change	-1,700,049	-194,246	-24,952	-1,919,247	-1,184,907	-159,273	-18,848	-1,363,028	-515,142	-34,973	-6,104	-556,219
Change, %	-87.1%	-63.9%	-11.3%	-77.5%	-86.5%	-62.2%	-11.5%	-76.2%	-88.4%	-73.1%	-10.6%	-80.8%



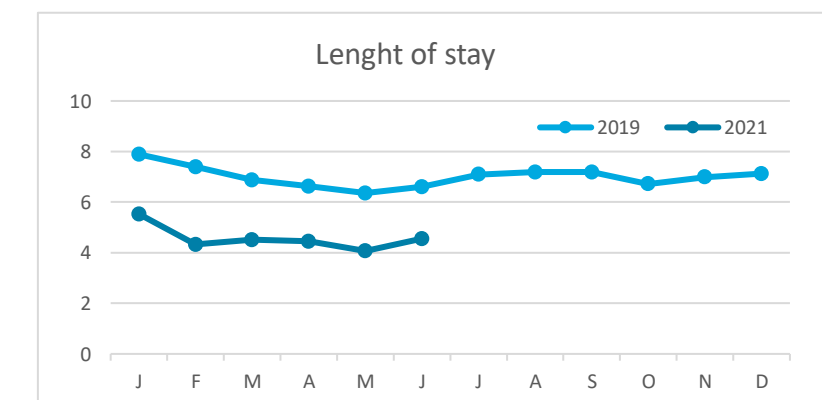
BEDNIGHTS

	TOTAL				Breakdown by accommodation type							
	Abroad	Mainland	Canary Islands	Total	Abroad	Mainland	Canary Islands	Total	Abroad	Mainland	Canary Islands	Total
Jan-Jun19	14,931,620	1,550,236	723,207	17,205,063	10,136,113	1,293,615	505,502	11,935,230	4,795,507	256,621	217,705	5,269,833
Jan-Jun21	1,642,302	393,592	470,527	2,506,421	1,190,259	340,333	333,180	1,863,772	452,043	53,259	137,347	642,649
Change	-13,289,318	-1,156,644	-252,680	-14,698,642	-8,945,854	-953,282	-172,322	-10,071,458	-4,343,464	-203,362	-80,358	-4,627,184
Change, %	-89.0%	-74.6%	-34.9%	-85.4%	-88.3%	-73.7%	-34.1%	-84.4%	-90.6%	-79.2%	-36.9%	-87.8%

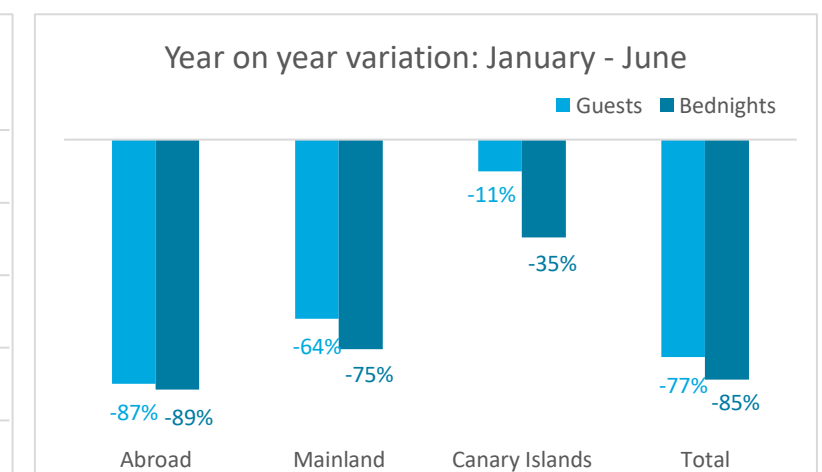
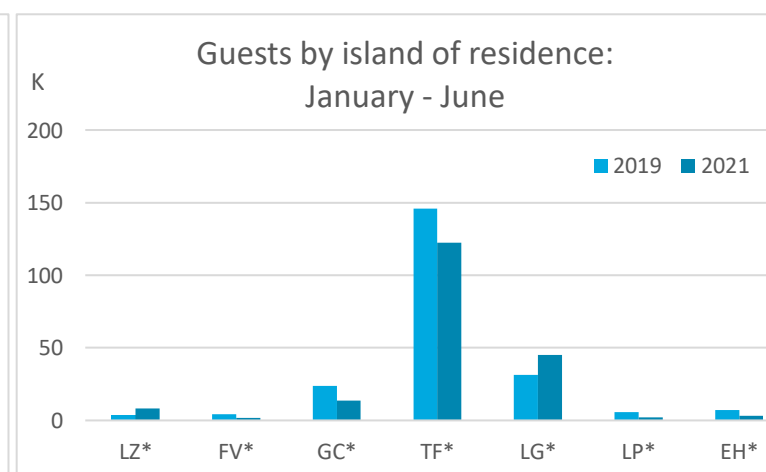
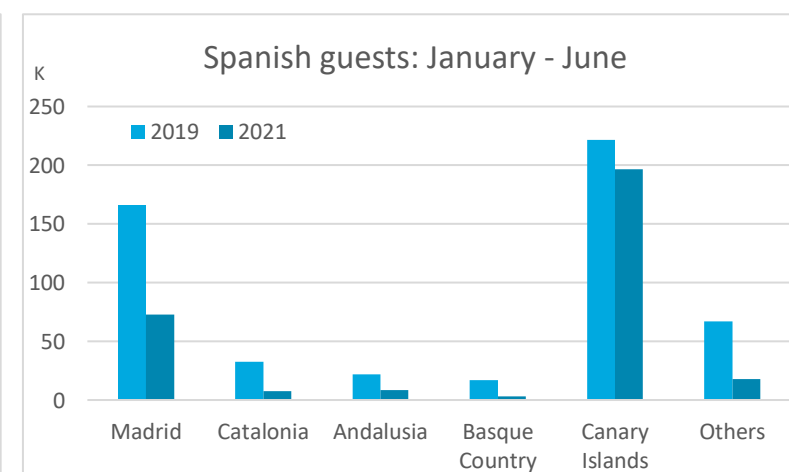
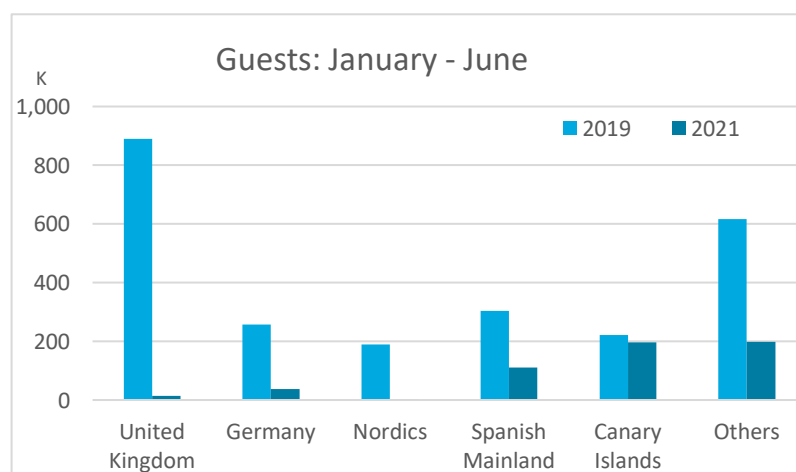


LENGHT OF STAY

	TOTAL				Breakdown by accommodation type							
	Abroad	Mainland	Canary Islands	Total	Abroad	Mainland	Canary Islands	Total	Abroad	Mainland	Canary Islands	Total
Jan-Jun19	7.6	5.1	3.3	6.9	7.4	5.0	3.1	6.7	8.2	5.4	3.8	7.7
Jan-Jun21	6.5	3.6	2.4	4.5	6.4	3.5	2.3	4.4	6.7	4.1	2.7	4.9
Change	-1.1	-1.5	-0.9	-2.5	-1.0	-1.5	-0.8	-2.3	-1.6	-1.2	-1.1	-2.8



GUESTS AND BEDNIGHTS BY PLACE OF RESIDENCE

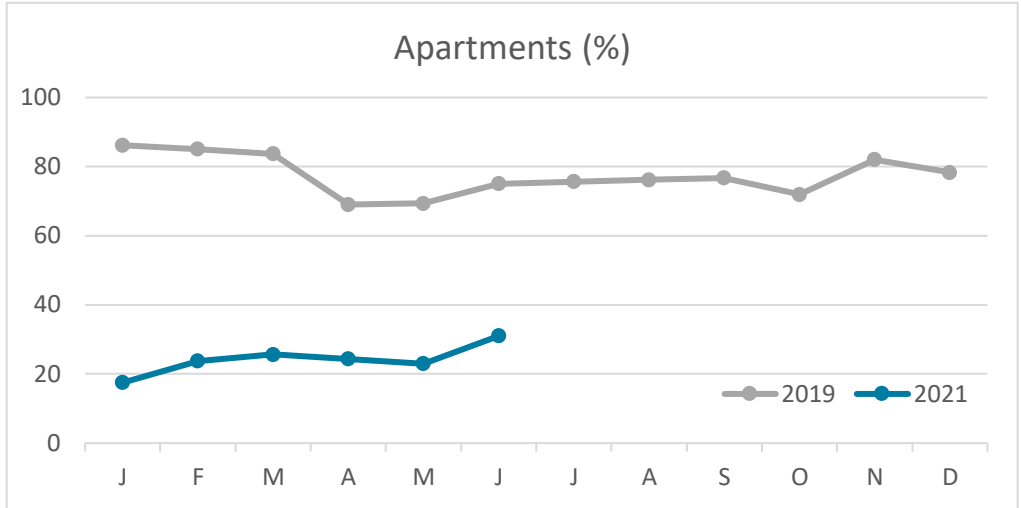
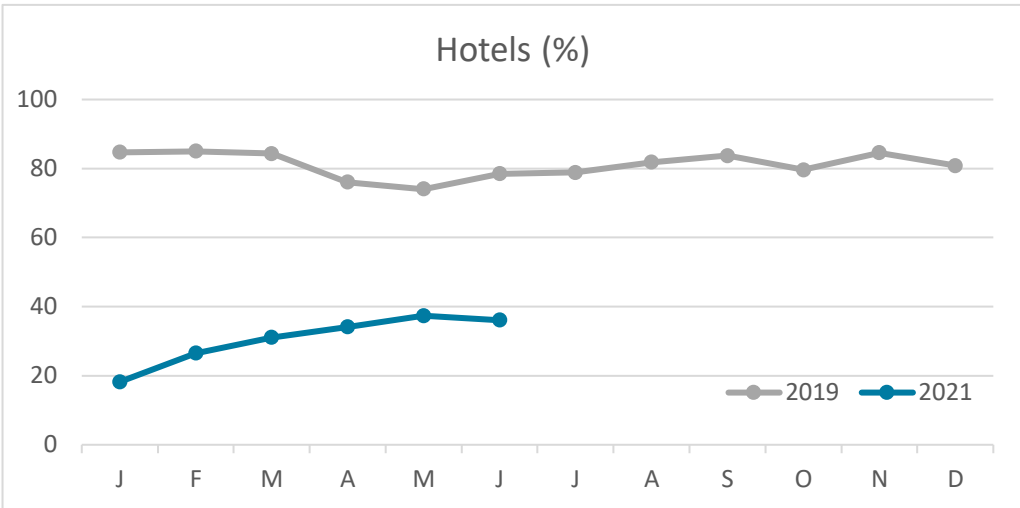
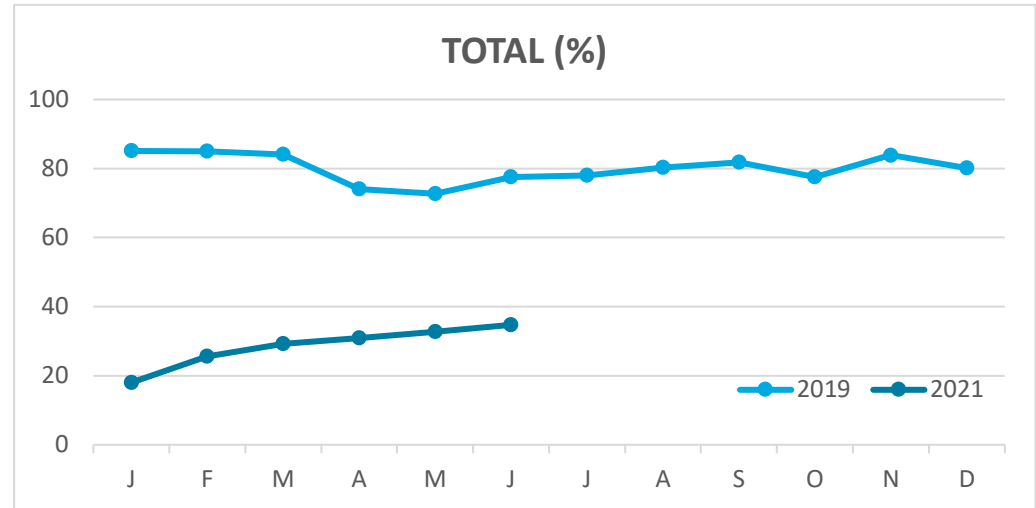


Note: LZ* (Lanzarote), FV* (Fuerteventura), GC* (Gran Canaria), TF* (Tenerife), LG* (La Gomera), LP* (La Palma) and EH* (El Hierro).
TOTAL does not coincide with the sum of hotel and non-hotel accommodations, since between April and June 2020 the breakdown by islands was not published.

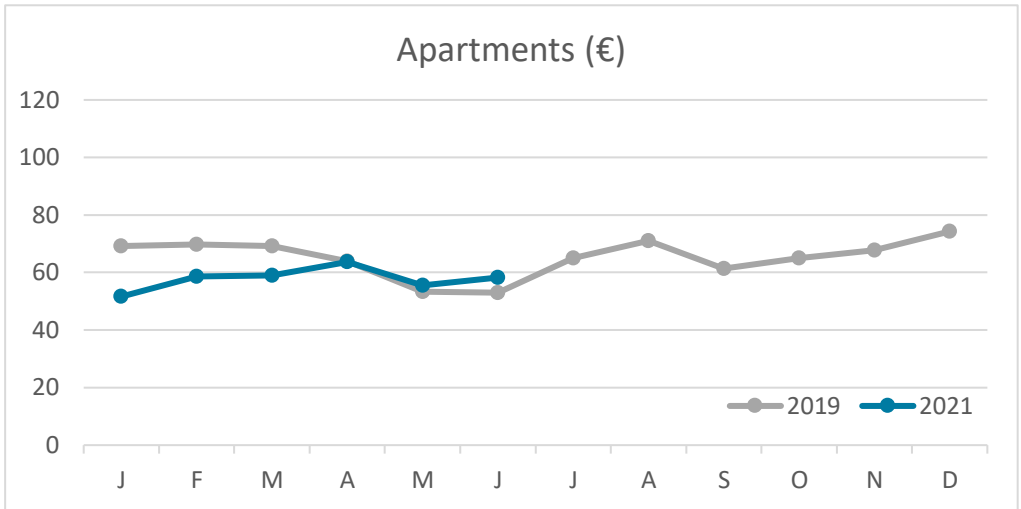
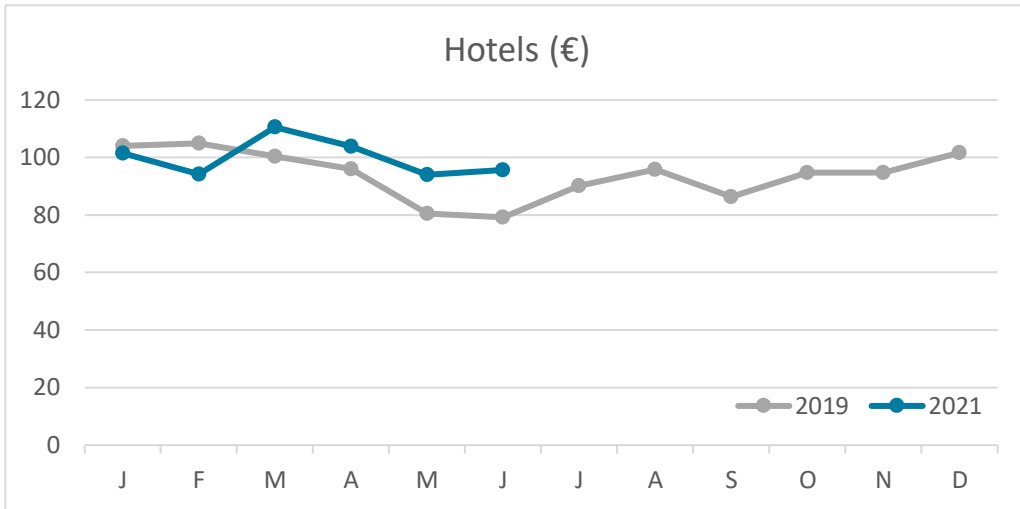
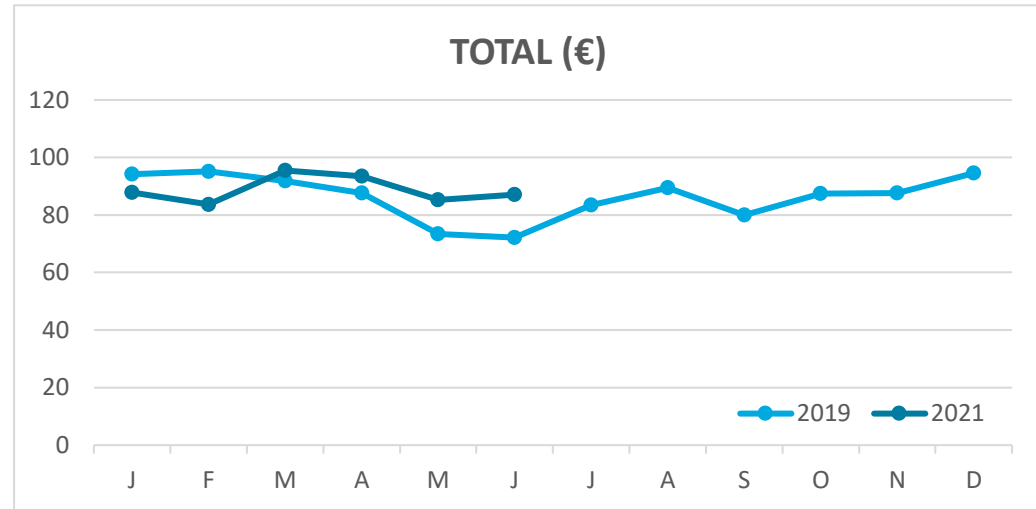
Main tourist accommodation indicators TENERIFE (January - June 2021)



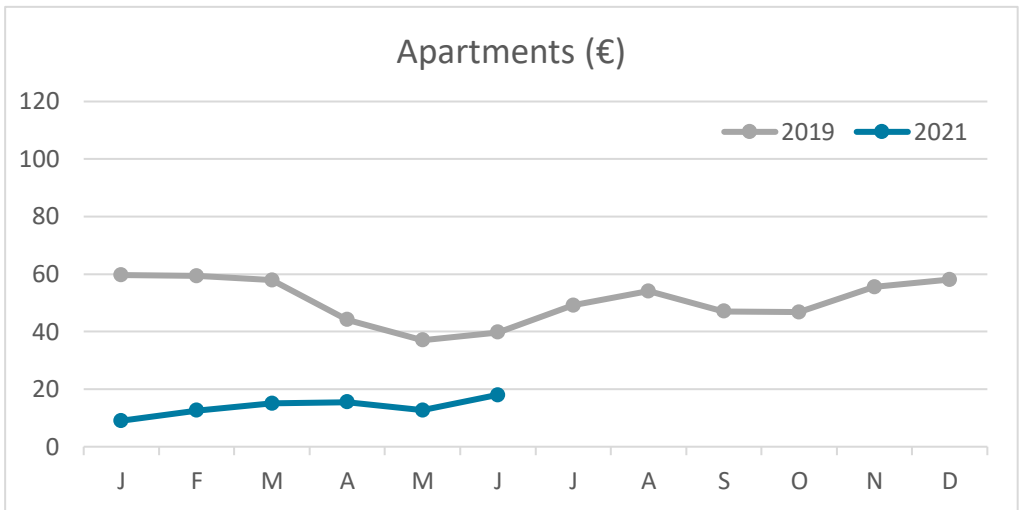
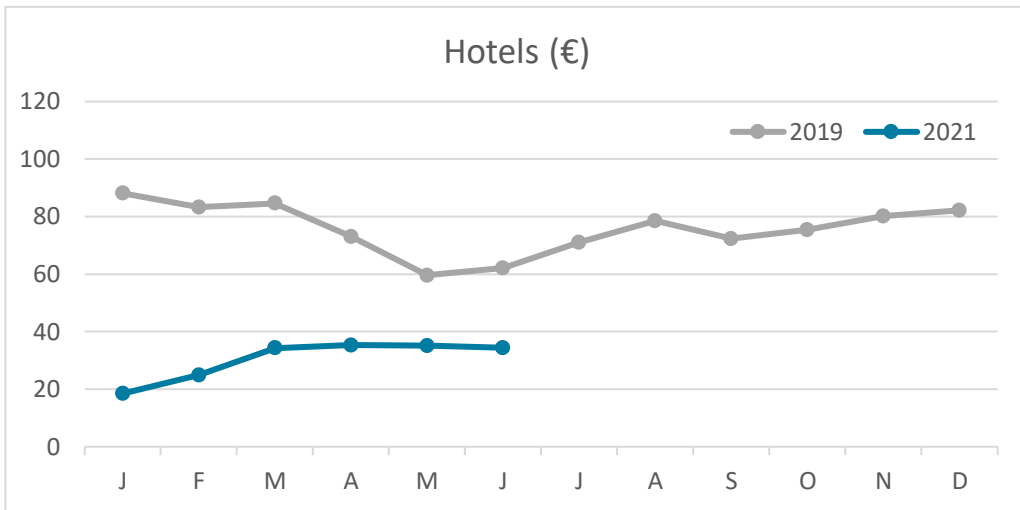
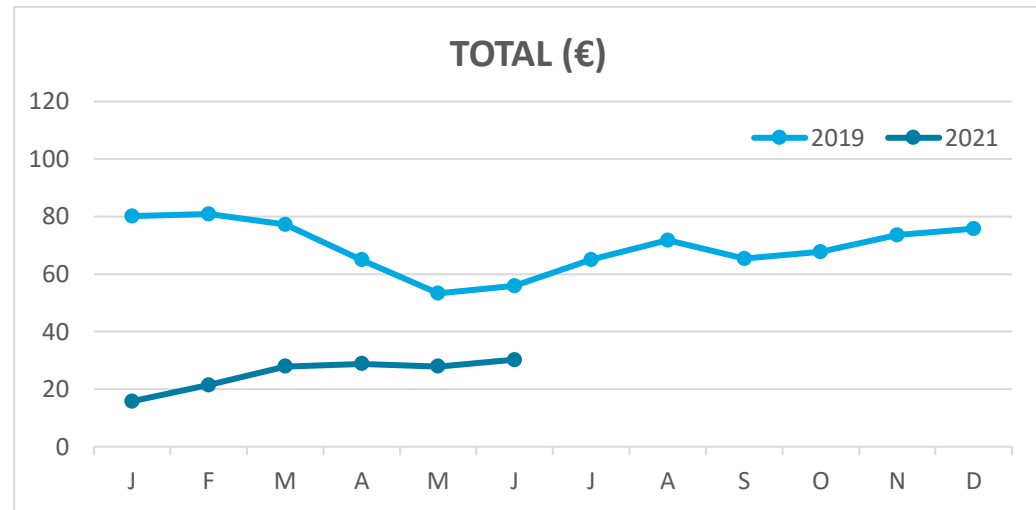
OCCUPANCY RATE PER ROOM / APARTMENT



ADR (Average Daily Rate)



REVPAR (Revenue Per Available Room)



Note: "Guests indicator" refers to number of guests checking in as new arrivals.
Source: Encuestas de Alojamiento Turístico (ISTAC)