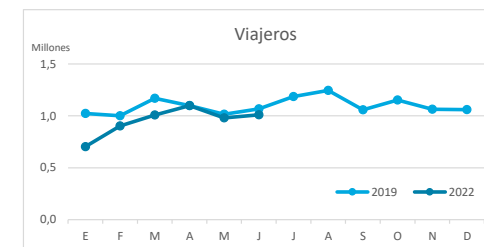


# Principales indicadores de alojamiento turístico CANARIAS (hasta junio de 2022)



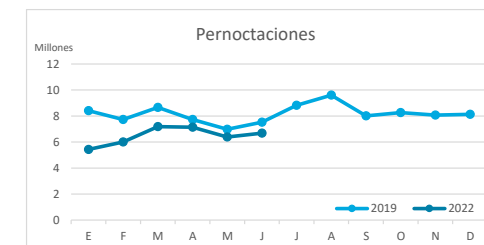
## VIAJEROS EN ALOJAMIENTO TURÍSTICO

	Detalle según tipo de alojamiento											
	TOTAL				Hotelero				Extrahotelero			
	Extranjeros	Peninsulares	Canarios	Total	Extranjeros	Peninsulares	Canarios	Total	Extranjeros	Peninsulares	Canarios	Total
ene-jun19	5.222.943	593.601	558.300	<b>6.374.844</b>	3.735.547	511.360	365.966	<b>4.612.873</b>	1.487.396	82.241	192.334	<b>1.761.971</b>
ene-jun22	4.538.943	603.605	562.349	<b>5.704.897</b>	3.558.507	527.746	412.539	<b>4.498.792</b>	980.436	75.859	149.810	<b>1.206.105</b>
Dif	<b>-684.000</b>	10.004	4.049	<b>-669.947</b>	<b>-177.040</b>	16.386	46.573	<b>-114.081</b>	<b>-506.960</b>	<b>-6.382</b>	<b>-42.524</b>	<b>-555.866</b>
Dif, %	<b>-13,1%</b>	1,7%	0,7%	<b>-10,5%</b>	<b>-4,7%</b>	3,2%	12,7%	<b>-2,5%</b>	<b>-34,1%</b>	<b>-7,8%</b>	<b>-22,1%</b>	<b>-31,5%</b>



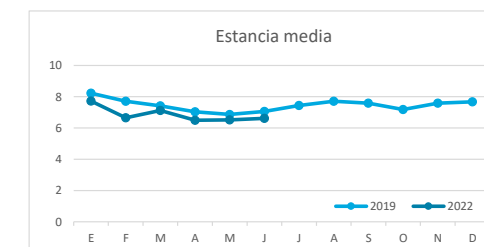
## PERNOCTACIONES

	Detalle según tipo de alojamiento											
	TOTAL				Hotelero				Extrahotelero			
	Extranjeros	Peninsulares	Canarios	Total	Extranjeros	Peninsulares	Canarios	Total	Extranjeros	Peninsulares	Canarios	Total
ene-jun19	42.344.733	2.907.419	1.788.250	<b>47.040.402</b>	28.800.723	2.470.136	1.036.587	<b>32.307.446</b>	13.544.010	437.283	751.663	<b>14.732.956</b>
ene-jun22	34.368.349	2.758.520	1.704.801	<b>38.831.670</b>	25.901.214	2.354.645	1.131.291	<b>29.387.150</b>	8.467.135	403.875	573.510	<b>9.444.520</b>
Dif	<b>-7.976.384</b>	<b>-148.899</b>	<b>-83.449</b>	<b>-8.208.732</b>	<b>-2.899.509</b>	<b>-115.491</b>	94.704	<b>-2.920.296</b>	<b>-5.076.875</b>	<b>-33.408</b>	<b>-178.153</b>	<b>-5.288.436</b>
Dif, %	<b>-18,8%</b>	<b>-5,1%</b>	<b>-4,7%</b>	<b>-17,5%</b>	<b>-10,1%</b>	<b>-4,7%</b>	9,1%	<b>-9,0%</b>	<b>-37,5%</b>	<b>-7,6%</b>	<b>-23,7%</b>	<b>-35,9%</b>

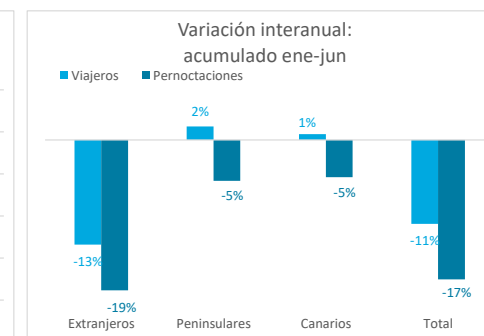
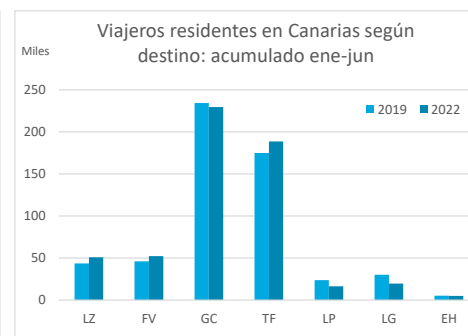
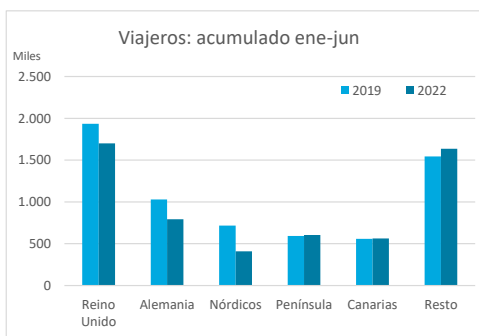


## ESTANCIA MEDIA

	Detalle según tipo de alojamiento											
	TOTAL				Hotelero				Extrahotelero			
	Extranjeros	Peninsulares	Canarios	Total	Extranjeros	Peninsulares	Canarios	Total	Extranjeros	Peninsulares	Canarios	Total
ene-jun19	8,1	4,9	3,2	<b>7,4</b>	7,7	4,8	2,8	<b>7,0</b>	9,1	5,3	3,9	<b>8,4</b>
ene-jun22	7,6	4,6	3,0	<b>6,8</b>	7,3	4,5	2,7	<b>6,5</b>	8,6	5,3	3,8	<b>7,8</b>
Dif	<b>-0,5</b>	<b>-0,3</b>	<b>-0,2</b>	<b>-0,6</b>	<b>-0,4</b>	<b>-0,4</b>	<b>-0,1</b>	<b>-0,5</b>	<b>-0,5</b>	0,0	<b>-0,1</b>	<b>-0,5</b>



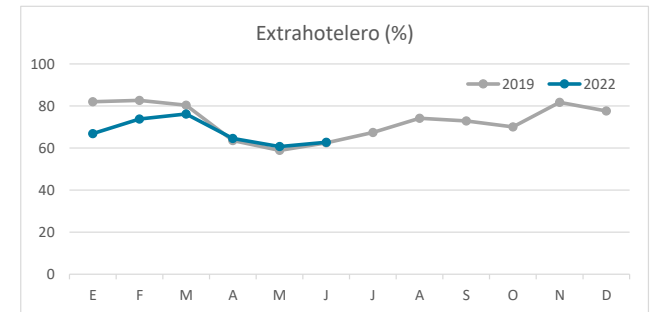
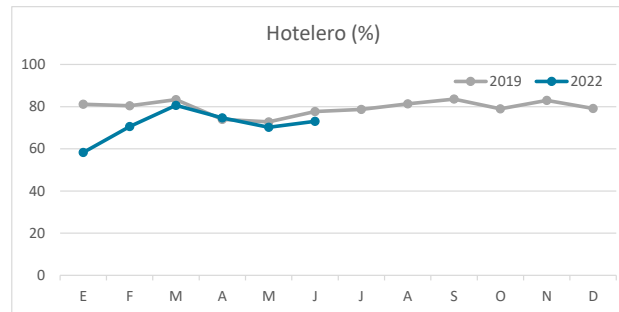
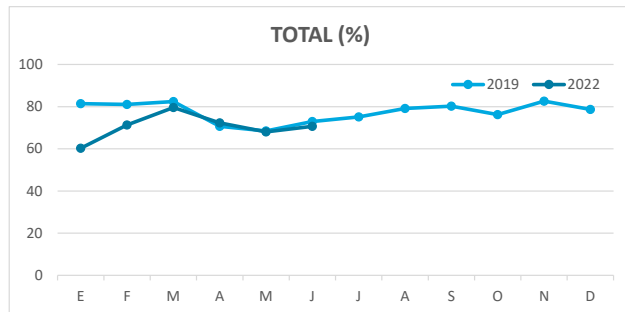
## DETALLE VIAJEROS Y PERNOCTACIONES SEGÚN LUGAR DE RESIDENCIA



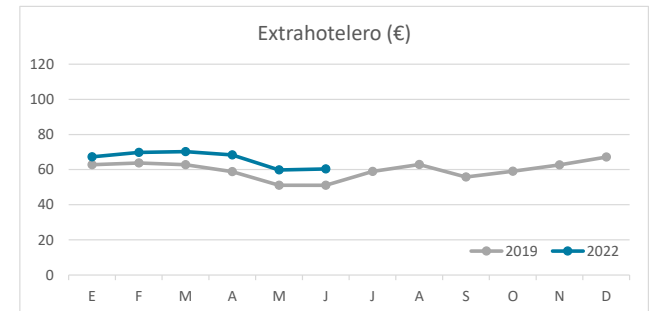
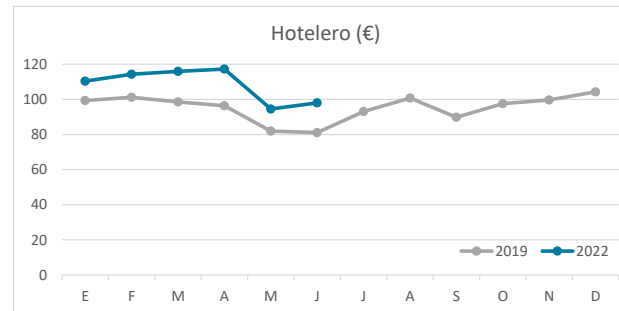
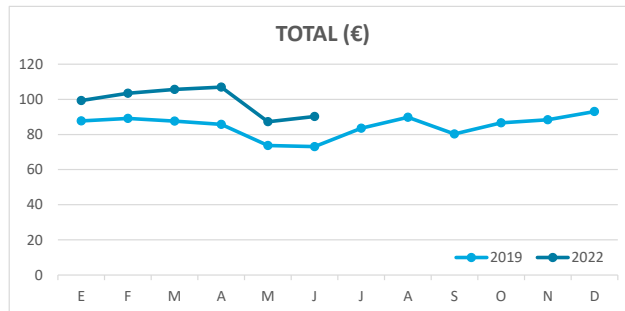
# Principales indicadores de alojamiento turístico CANARIAS (hasta junio de 2022)



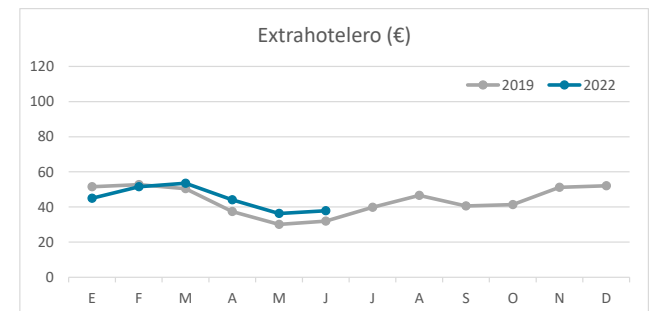
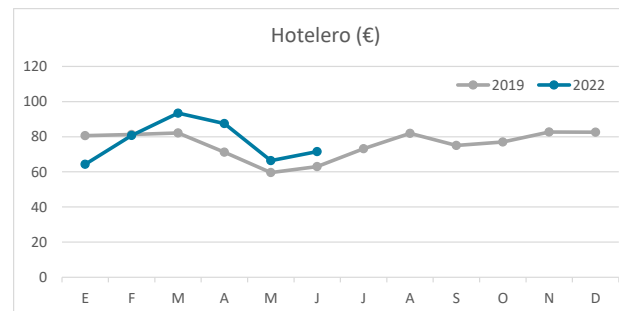
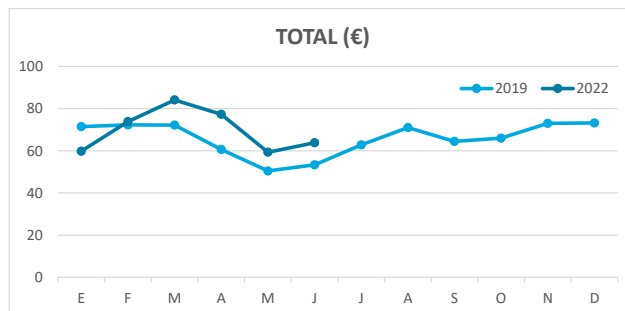
## ÍNDICE DE OCUPACIÓN POR HABITACIÓN / APARTAMENTO



## ADR (tarifa media diaria)



## REVPAR (ingreso por habitación/apartamento disponible)



Nota: el indicador de viajeros se refiere a viajeros entrados.

Fuente: Encuestas de Alojamiento Turístico (ISTAC)