

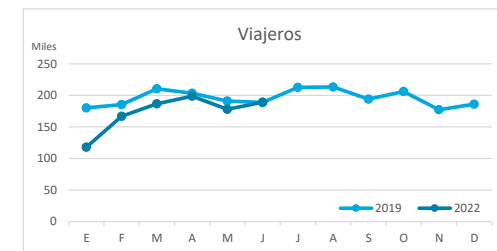
# Principales indicadores de alojamiento turístico

## LANZAROTE (hasta junio de 2022)



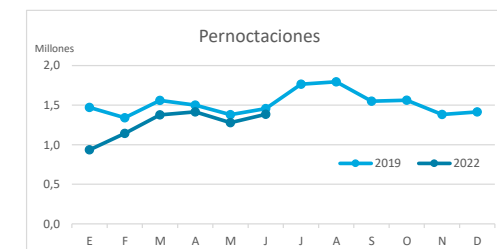
### VIAJEROS EN ALOJAMIENTO TURÍSTICO

|           | TOTAL           |              |          |                  | Detalle según tipo de alojamiento |              |          |                |                |              |          |                |
|-----------|-----------------|--------------|----------|------------------|-----------------------------------|--------------|----------|----------------|----------------|--------------|----------|----------------|
|           |                 |              |          |                  | Hotelero                          |              |          |                | Extrahotelero  |              |          |                |
|           | Extranjeros     | Peninsulares | Canarios | Total            | Extranjeros                       | Peninsulares | Canarios | Total          | Extranjeros    | Peninsulares | Canarios | Total          |
| ene-jun19 | 1.025.701       | 89.614       | 43.568   | <b>1.158.883</b> | 697.733                           | 75.397       | 24.979   | <b>798.109</b> | 327.968        | 14.217       | 18.589   | <b>360.774</b> |
| ene-jun22 | 882.973         | 103.208      | 50.849   | <b>1.037.030</b> | 627.730                           | 85.553       | 31.426   | <b>744.709</b> | 255.243        | 17.655       | 19.423   | <b>292.321</b> |
| Dif       | <b>-142.728</b> | 13.594       | 7.281    | <b>-121.853</b>  | <b>-70.003</b>                    | 10.156       | 6.447    | <b>-53.400</b> | <b>-72.725</b> | 3.438        | 834      | <b>-68.453</b> |
| Dif, %    | <b>-13,9%</b>   | 15,2%        | 16,7%    | <b>-10,5%</b>    | <b>-10,0%</b>                     | 13,5%        | 25,8%    | <b>-6,7%</b>   | <b>-22,2%</b>  | 24,2%        | 4,5%     | <b>-19,0%</b>  |



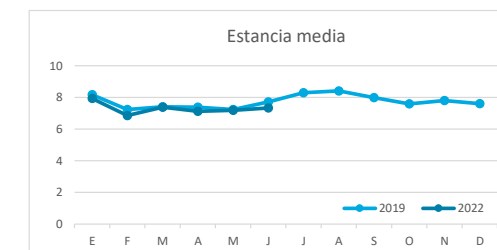
### PERNOCTACIONES

|           | TOTAL             |              |          |                   | Detalle según tipo de alojamiento |              |          |                  |                 |              |          |                  |
|-----------|-------------------|--------------|----------|-------------------|-----------------------------------|--------------|----------|------------------|-----------------|--------------|----------|------------------|
|           |                   |              |          |                   | Hotelero                          |              |          |                  | Extrahotelero   |              |          |                  |
|           | Extranjeros       | Peninsulares | Canarios | Total             | Extranjeros                       | Peninsulares | Canarios | Total            | Extranjeros     | Peninsulares | Canarios | Total            |
| ene-jun19 | 8.059.418         | 478.564      | 170.741  | <b>8.708.723</b>  | 5.207.794                         | 391.896      | 74.459   | <b>5.674.149</b> | 2.851.624       | 86.668       | 96.282   | <b>3.034.574</b> |
| ene-jun22 | 6.797.560         | 525.804      | 211.129  | <b>7.534.493</b>  | 4.636.689                         | 408.878      | 111.901  | <b>5.157.468</b> | 2.160.871       | 116.926      | 99.228   | <b>2.377.025</b> |
| Dif       | <b>-1.261.858</b> | 47.240       | 40.388   | <b>-1.174.230</b> | <b>-571.105</b>                   | 16.982       | 37.442   | <b>-516.681</b>  | <b>-690.753</b> | 30.258       | 2.946    | <b>-657.549</b>  |
| Dif, %    | <b>-15,7%</b>     | 9,9%         | 23,7%    | <b>-13,5%</b>     | <b>-11,0%</b>                     | 4,3%         | 50,3%    | <b>-9,1%</b>     | <b>-24,2%</b>   | 34,9%        | 3,1%     | <b>-21,7%</b>    |

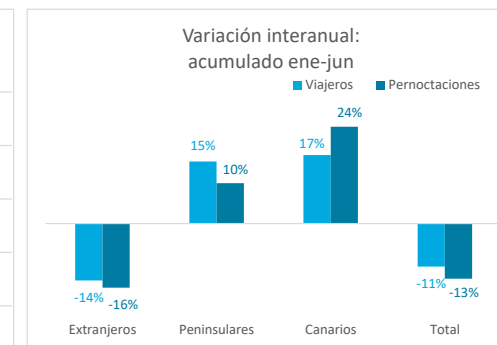
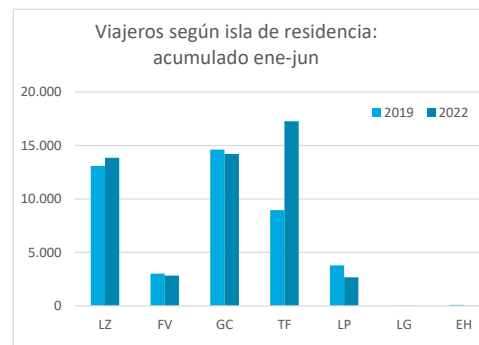
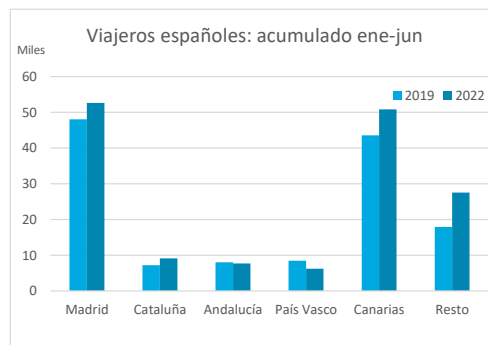
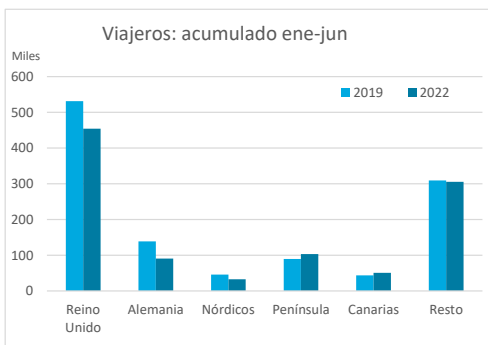


### ESTANCIA MEDIA

|           | TOTAL       |              |          |             | Detalle según tipo de alojamiento |              |          |             |               |              |             |             |
|-----------|-------------|--------------|----------|-------------|-----------------------------------|--------------|----------|-------------|---------------|--------------|-------------|-------------|
|           |             |              |          |             | Hotelero                          |              |          |             | Extrahotelero |              |             |             |
|           | Extranjeros | Peninsulares | Canarios | Total       | Extranjeros                       | Peninsulares | Canarios | Total       | Extranjeros   | Peninsulares | Canarios    | Total       |
| ene-jun19 | 7,9         | 5,3          | 3,9      | <b>7,5</b>  | 7,5                               | 5,2          | 3,0      | <b>7,1</b>  | 8,7           | 6,1          | 5,2         | <b>8,4</b>  |
| ene-jun22 | 7,7         | 5,1          | 4,2      | <b>7,3</b>  | 7,4                               | 4,8          | 3,6      | <b>6,9</b>  | 8,5           | 6,6          | 5,1         | <b>8,1</b>  |
| Dif       | <b>-0,2</b> | <b>-0,2</b>  | 0,2      | <b>-0,2</b> | <b>-0,1</b>                       | <b>-0,4</b>  | 0,6      | <b>-0,2</b> | <b>-0,2</b>   | 0,5          | <b>-0,1</b> | <b>-0,3</b> |



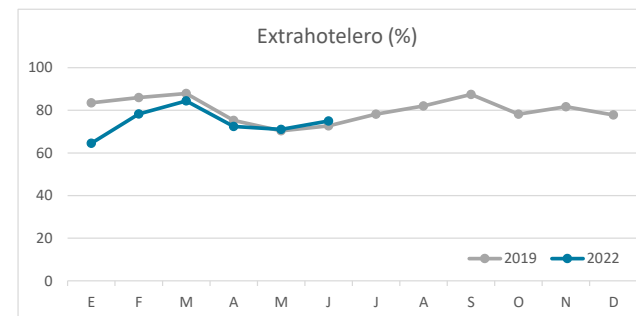
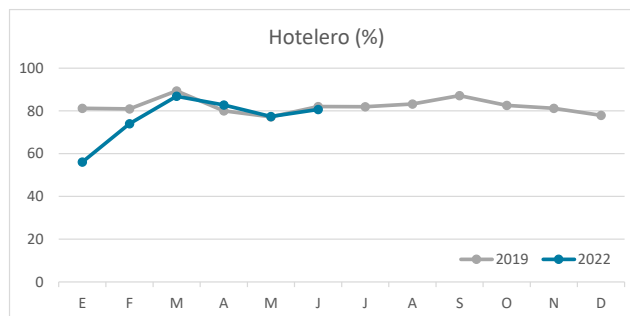
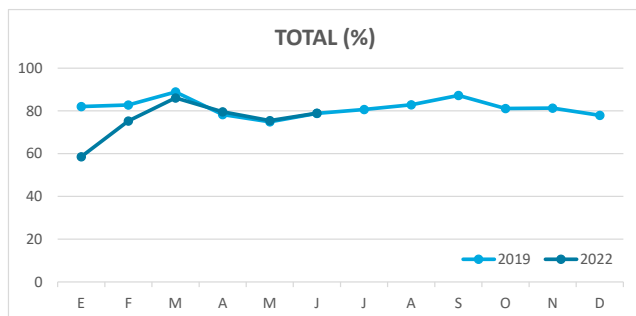
### DETALLE VIAJEROS Y PERNOCTACIONES SEGÚN LUGAR DE RESIDENCIA



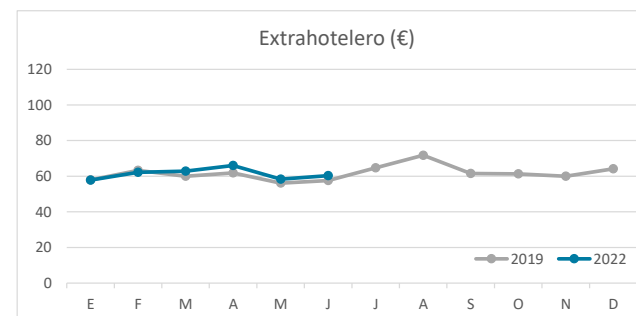
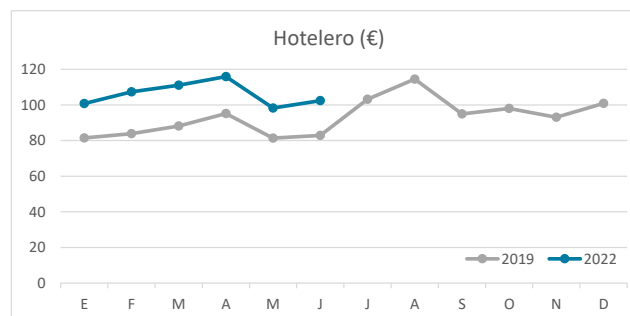
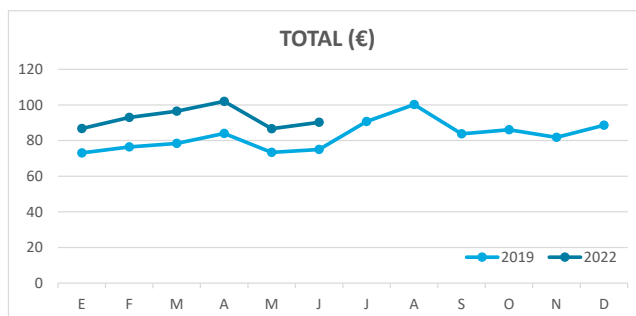
# Principales indicadores de alojamiento turístico

## LANZAROTE (hasta junio de 2022)

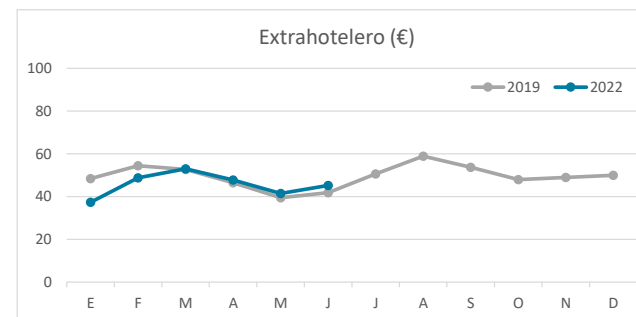
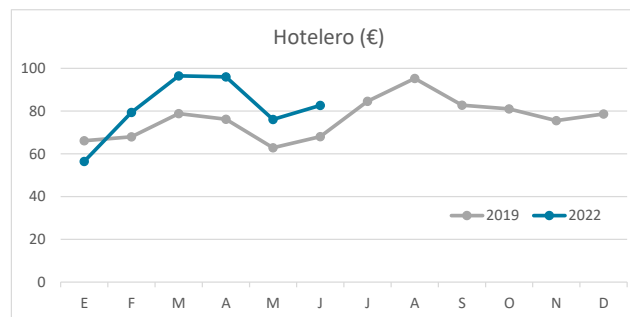
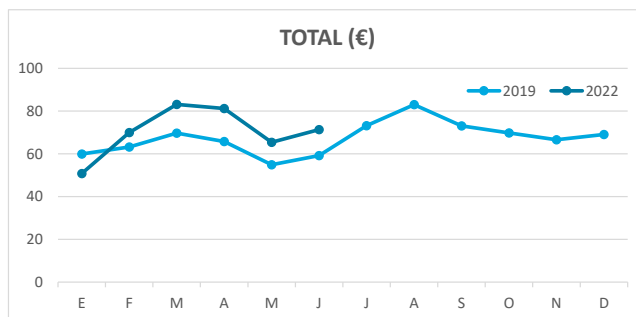
### ÍNDICE DE OCUPACIÓN POR HABITACIÓN / APARTAMENTO



### ADR (tarifa media diaria)



### REVPAR (ingreso por habitación/apartamento disponible)



Nota: el indicador de viajeros se refiere a viajeros entrados.  
Fuente: Encuestas de Alojamiento Turístico (ISTAC)