


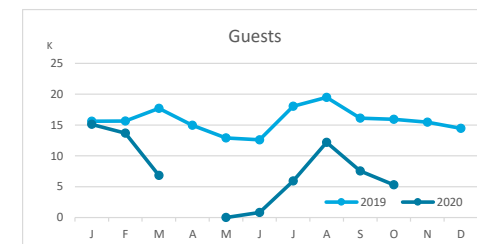
Main tourist accommodation indicators

LA GOMERA (January - October 2020)



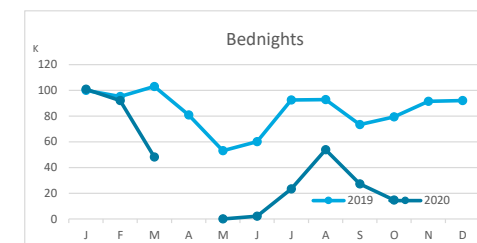
GUESTS BY ACCOMMODATION TYPE (*)

	TOTAL				Breakdown by accommodation type							
	Abroad	Mainland	Canary Islands	Total	Abroad	Mainland	Canary Islands	Total	Abroad	Mainland	Canary Islands	Total
Jan-Oct19	73,785	9,019	76,264	159,068	46,173	5,749	45,410	97,332	27,612	3,270	30,854	61,736
Jan-Oct20	29,730	5,190	32,466	67,386	18,122	3,066	17,279	38,467	11,556	2,067	14,478	28,101
Change	-44,055	-3,829	-43,798	-91,682	-28,051	-2,683	-28,131	-58,865	-16,056	-1,203	-16,376	-33,635
Change, %	-59.7%	-42.5%	-57.4%	-57.6%	-60.8%	-46.7%	-61.9%	-60.5%	-58.1%	-36.8%	-53.1%	-54.5%



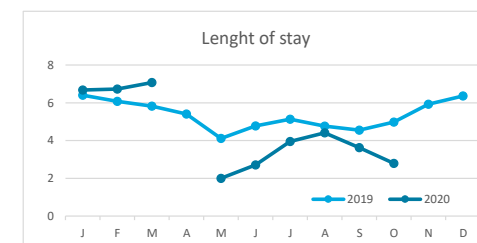
BEDNIGHTS

	TOTAL				Breakdown by accommodation type							
	Abroad	Mainland	Canary Islands	Total	Abroad	Mainland	Canary Islands	Total	Abroad	Mainland	Canary Islands	Total
Jan-Oct19	586,570	26,743	217,071	830,384	319,068	15,967	100,137	435,172	267,502	10,776	116,934	395,212
Jan-Oct20	239,163	16,759	106,630	362,552	118,058	9,737	43,869	171,664	120,987	6,893	60,792	188,672
Change	-347,407	-9,984	-110,441	-467,832	-201,010	-6,230	-56,268	-263,508	-146,515	-3,883	-56,142	-206,540
Change, %	-59.2%	-37.3%	-50.9%	-56.3%	-63.0%	-39.0%	-56.2%	-60.6%	-54.8%	-36.0%	-48.0%	-52.3%

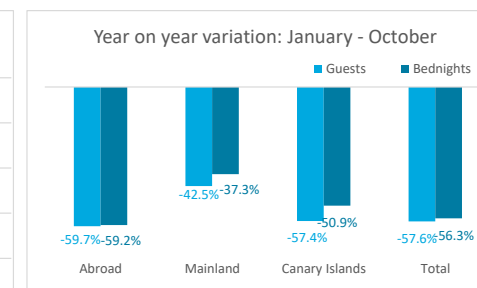
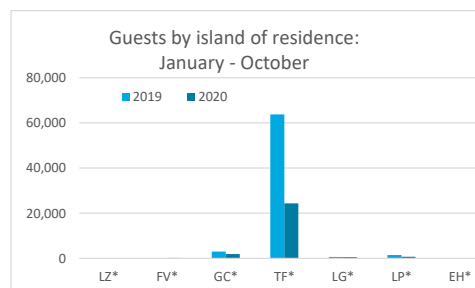
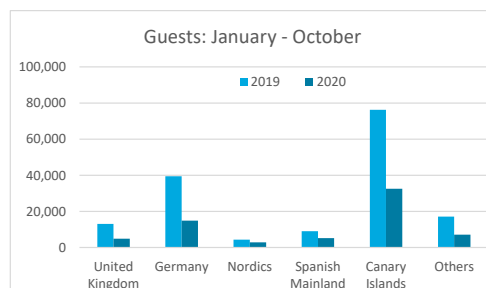


LENGHT OF STAY

	TOTAL				Breakdown by accommodation type							
	Abroad	Mainland	Canary Islands	Total	Abroad	Mainland	Canary Islands	Total	Abroad	Mainland	Canary Islands	Total
Jan-Oct19	7.9	3.0	2.8	5.2	6.9	2.8	2.2	4.5	9.7	3.3	3.8	6.4
Jan-Oct20	8.0	3.2	3.3	5.4	6.5	3.2	2.5	4.5	10.5	3.3	4.2	6.7
Change	0.1	0.3	0.4	0.2	-0.4	0.4	0.3	0.0	0.8	0.0	0.4	0.3



GUESTS AND BEDNIGHTS BY PLACE OF RESIDENCE



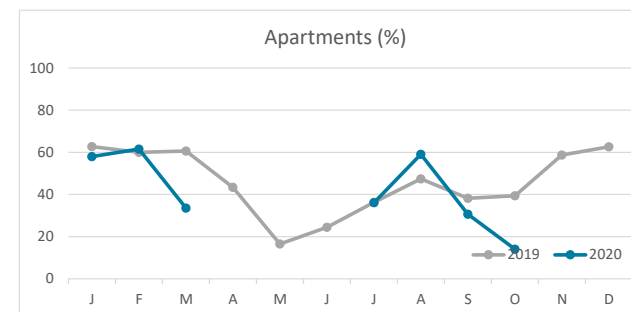
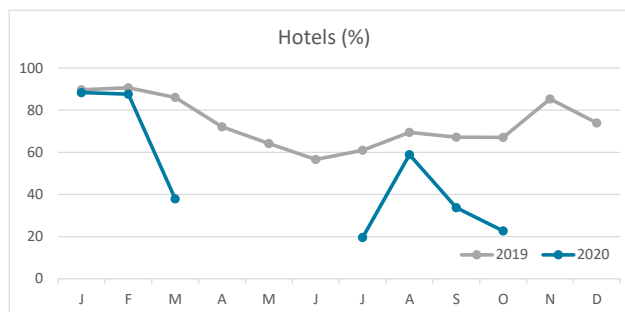
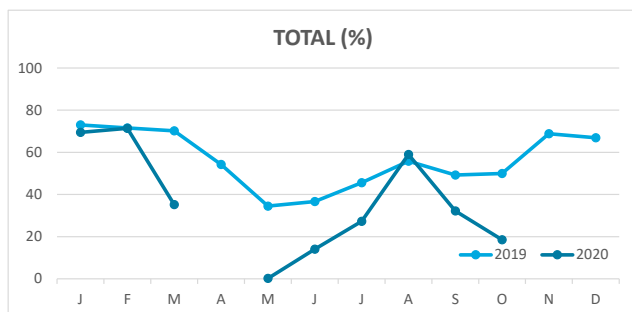
Note: LZ* (Lanzarote), FV* (Fuerteventura), GC* (Gran Canaria), TF* (Tenerife), LG* (La Gomera), LP* (La Palma) and EH* (El Hierro).

TOTAL does not coincide with the sum of hotel and non-hotel accommodations, since between April and June 2020 the breakdown by islands was not published.

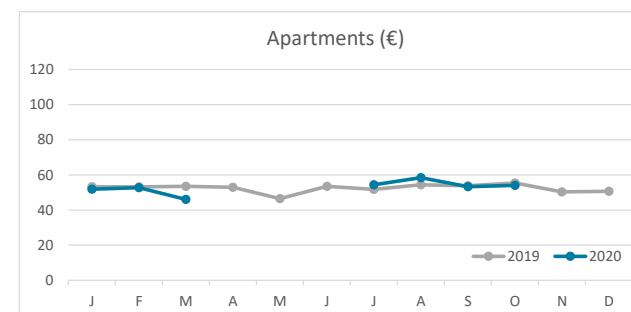
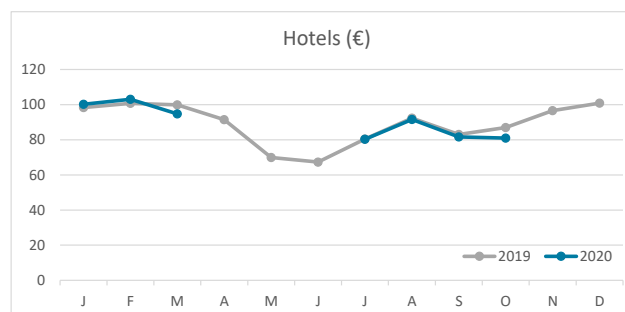
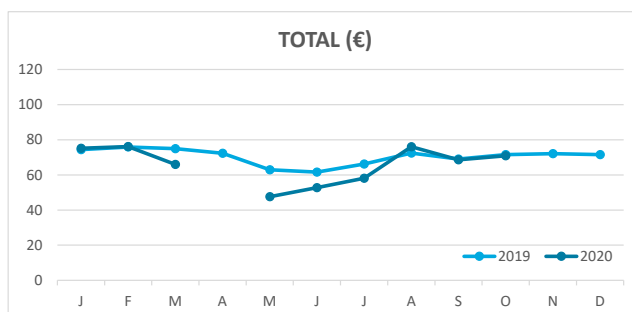
Main tourist accommodation indicators LA GOMERA (January - October 2020)



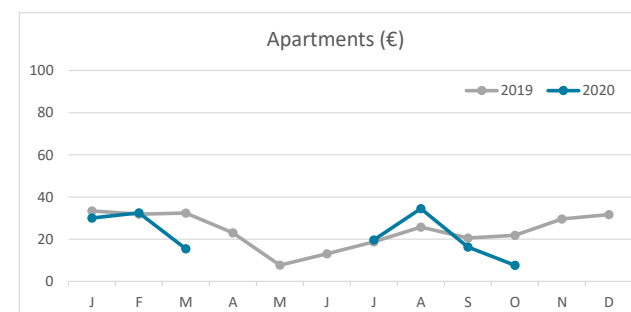
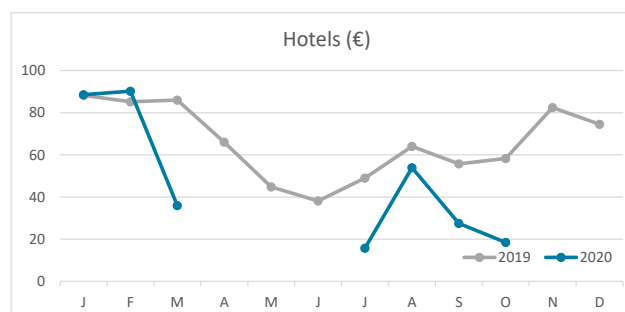
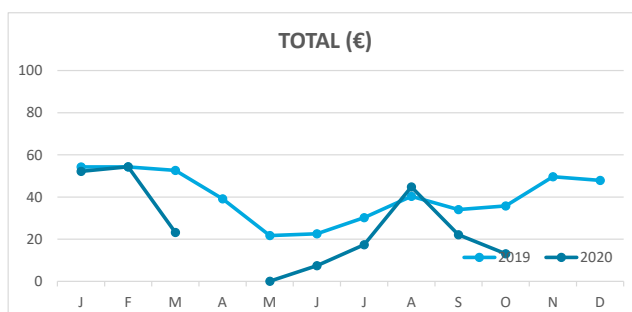
OCCUPANCY RATE PER ROOM / APARTMENT



ADR (Average Daily Rate)



REVPAR (Revenue Per Available Room)



Note: "Guests indicator" refers to number of guests checking in as new arrivals.
Source: Encuestas de Alojamiento Turístico (ISTAC)