

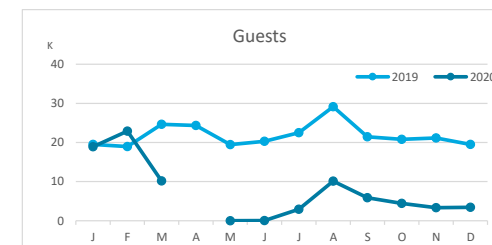
Main tourist accommodation indicators

LA PALMA (January - December 2020)



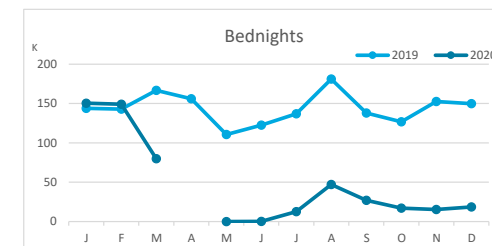
GUESTS BY ACCOMMODATION TYPE (*)

	TOTAL				Breakdown by accommodation type							
	Abroad	Mainland	Canary Islands	Total	Hotels				Apartments			
	Abroad	Mainland	Canary Islands	Total	Abroad	Mainland	Canary Islands	Total	Abroad	Mainland	Canary Islands	Total
Jan-Dec19	151,523	43,862	66,407	261,792	109,317	36,302	43,420	189,039	42,206	7,560	22,987	72,753
Jan-Dec20	40,991	19,380	21,811	82,182	29,002	15,248	11,928	56,178	11,983	4,123	9,821	25,927
Change	-110,532	-24,482	-44,596	-179,610	-80,315	-21,054	-31,492	-132,861	-30,223	-3,437	-13,166	-46,826
Change, %	-72.9%	-55.8%	-67.2%	-68.6%	-73.5%	-58.0%	-72.5%	-70.3%	-71.6%	-45.5%	-57.3%	-64.4%



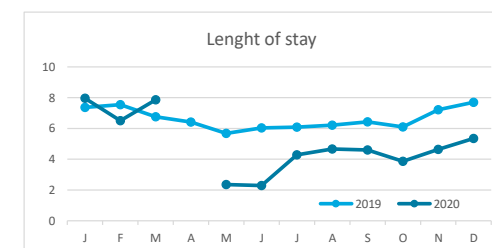
BEDNIGHTS

	TOTAL				Breakdown by accommodation type							
	Abroad	Mainland	Canary Islands	Total	Hotels				Apartments			
	Abroad	Mainland	Canary Islands	Total	Abroad	Mainland	Canary Islands	Total	Abroad	Mainland	Canary Islands	Total
Jan-Dec19	1,264,798	211,522	252,103	1,728,423	797,979	163,942	120,068	1,081,989	466,819	47,580	132,035	646,434
Jan-Dec20	350,060	86,053	81,344	517,457	210,827	62,775	33,874	307,476	139,227	23,258	47,319	209,804
Change	-914,738	-125,469	-170,759	-1,210,966	-587,152	-101,167	-86,194	-774,513	-327,592	-24,322	-84,716	-436,630
Change, %	-72.3%	-59.3%	-67.7%	-70.1%	-73.6%	-61.7%	-71.8%	-71.6%	-70.2%	-51.1%	-64.2%	-67.5%

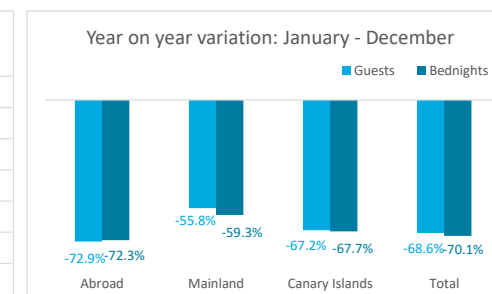
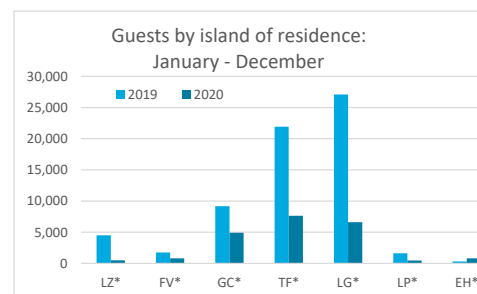
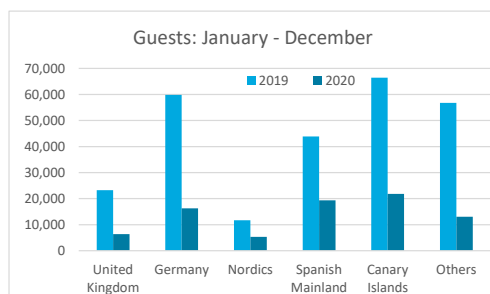


LENGHT OF STAY

	TOTAL				Breakdown by accommodation type							
	Abroad	Mainland	Canary Islands	Total	Hotels				Apartments			
	Abroad	Mainland	Canary Islands	Total	Abroad	Mainland	Canary Islands	Total	Abroad	Mainland	Canary Islands	Total
Jan-Dec19	8.3	4.8	3.8	6.6	7.3	4.5	2.8	5.7	11.1	6.3	5.7	8.9
Jan-Dec20	8.5	4.4	3.7	6.3	7.3	4.1	2.8	5.5	11.6	5.6	4.8	8.1
Change	0.2	-0.4	-0.1	-0.3	0.0	-0.4	0.1	-0.3	0.6	-0.7	-0.9	-0.8



GUESTS AND BEDNIGHTS BY PLACE OF RESIDENCE



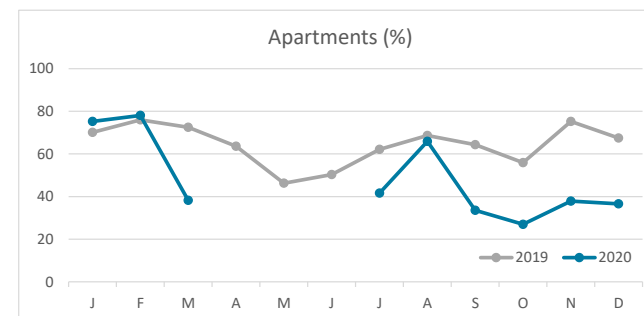
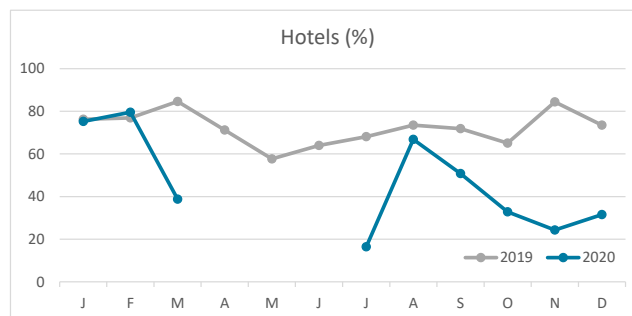
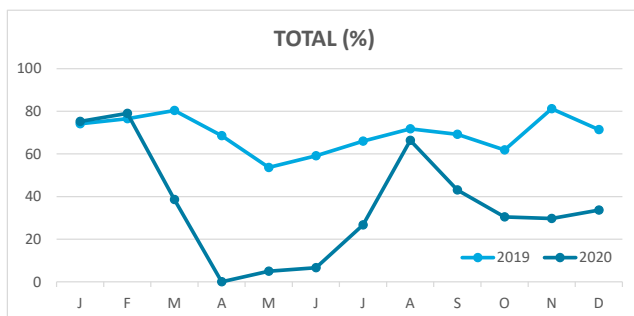
Note: LZ* (Lanzarote), FV* (Fuerteventura), GC* (Gran Canaria), TF* (Tenerife), LG* (La Gomera), LP* (La Palma) and EH* (El Hierro).
TOTAL does not coincide with the sum of hotel and non-hotel accommodations, since between April and June 2020 the breakdown by islands was not published.

Main tourist accommodation indicators

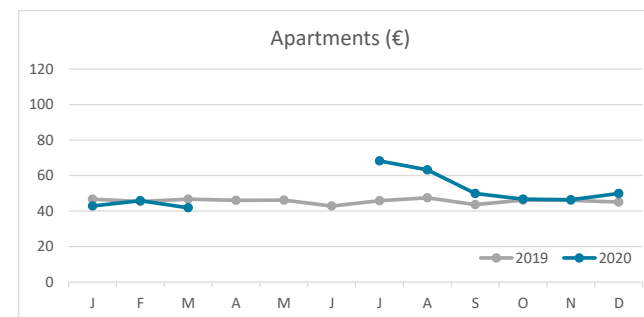
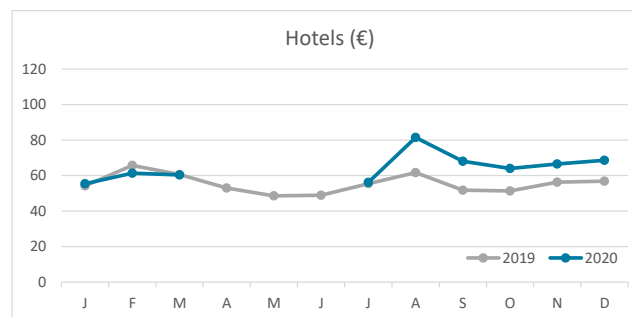
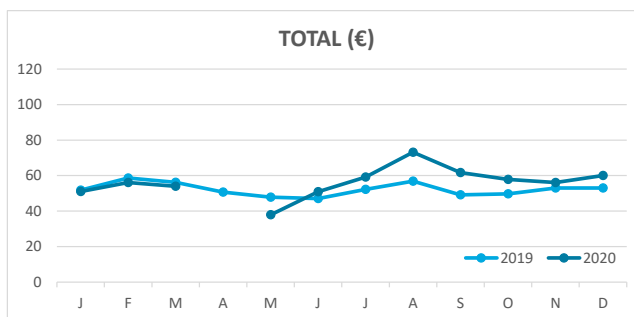
LA PALMA (January - December 2020)



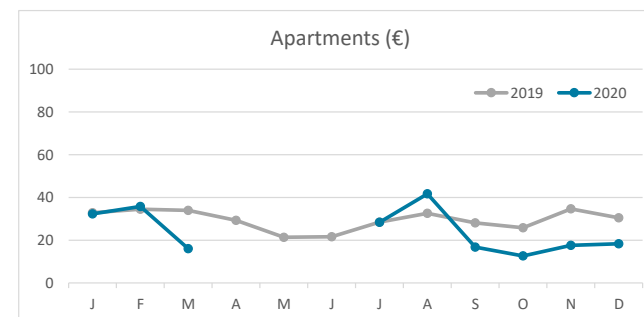
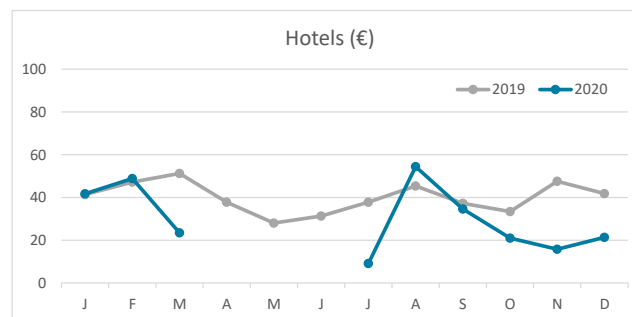
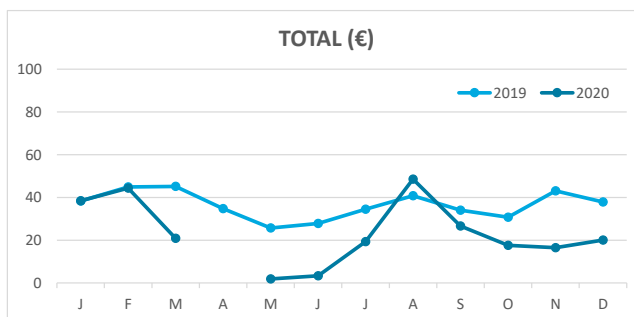
OCCUPANCY RATE PER ROOM / APARTMENT



ADR (Average Daily Rate)



REVPAR (Revenue Per Available Room)



Note: "Guests indicator" refers to number of guests checking in as new arrivals.
Source: Encuestas de Alojamiento Turístico (ISTAC)