


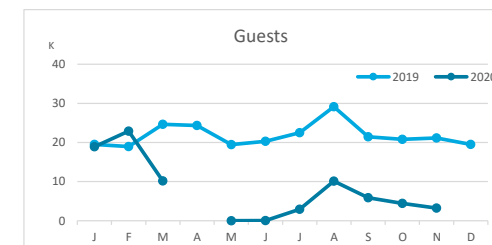
Main tourist accommodation indicators

LA PALMA (January - November 2020)



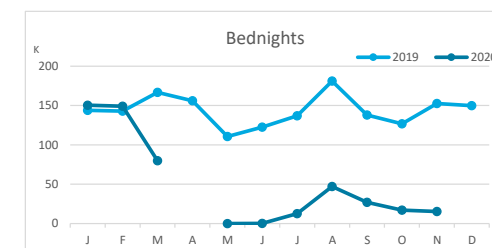
GUESTS BY ACCOMMODATION TYPE (*)

	TOTAL				Breakdown by accommodation type							
	Abroad	Mainland	Canary Islands	Total	Hotels				Apartments			
	Abroad	Mainland	Canary Islands	Total	Abroad	Mainland	Canary Islands	Total	Abroad	Mainland	Canary Islands	Total
Jan-Nov19	138,301	41,316	62,691	242,308	99,827	34,190	40,547	174,564	38,474	7,126	22,144	67,744
Jan-Nov20	39,829	18,282	20,519	78,630	28,375	14,284	11,012	53,671	11,448	3,989	9,445	24,882
Change	-98,472	-23,034	-42,172	-163,678	-71,452	-19,906	-29,535	-120,893	-27,026	-3,137	-12,699	-42,862
Change, %	-71.2%	-55.8%	-67.3%	-67.5%	-71.6%	-58.2%	-72.8%	-69.3%	-70.2%	-44.0%	-57.3%	-63.3%



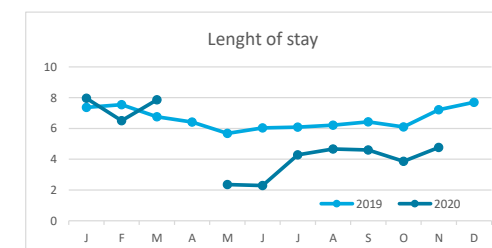
BEDNIGHTS

	TOTAL				Breakdown by accommodation type							
	Abroad	Mainland	Canary Islands	Total	Hotels				Apartments			
	Abroad	Mainland	Canary Islands	Total	Abroad	Mainland	Canary Islands	Total	Abroad	Mainland	Canary Islands	Total
Jan-Nov19	1,145,803	169,479	232,302	1,578,478	725,839	155,364	113,051	994,254	419,964	45,009	119,251	584,224
Jan-Nov20	340,843	81,211	76,908	498,962	207,100	58,945	31,319	297,364	133,737	22,246	45,438	201,421
Change	-804,960	-88,268	-155,394	-1,079,516	-518,739	-96,419	-81,732	-696,890	-286,227	-22,763	-73,813	-382,803
Change, %	-70.3%	-52.1%	-66.9%	-68.4%	-71.5%	-62.1%	-72.3%	-70.1%	-68.2%	-50.6%	-61.9%	-65.5%

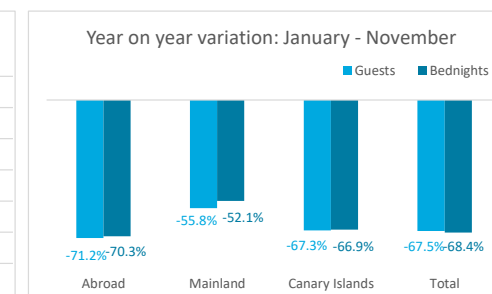
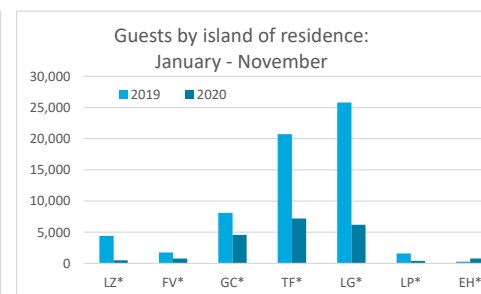
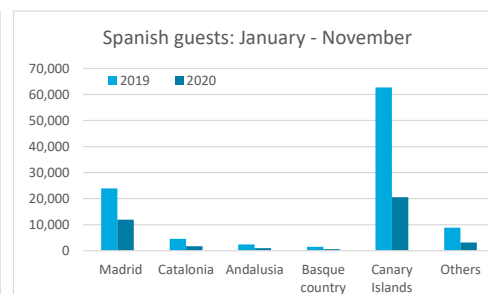
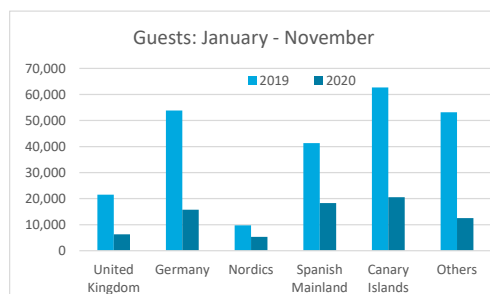


LENGHT OF STAY

	TOTAL				Breakdown by accommodation type							
	Abroad	Mainland	Canary Islands	Total	Hotels				Apartments			
	Abroad	Mainland	Canary Islands	Total	Abroad	Mainland	Canary Islands	Total	Abroad	Mainland	Canary Islands	Total
Jan-Nov19	8.3	4.1	3.7	6.5	7.3	4.5	2.8	5.7	10.9	6.3	5.4	8.6
Jan-Nov20	8.6	4.4	3.7	6.3	7.3	4.1	2.8	5.5	11.7	5.6	4.8	8.1
Change	0.3	0.3	0.0	-0.2	0.0	-0.4	0.1	-0.2	0.8	-0.7	-0.6	-0.5




GUESTS AND BEDNIGHTS BY PLACE OF RESIDENCE



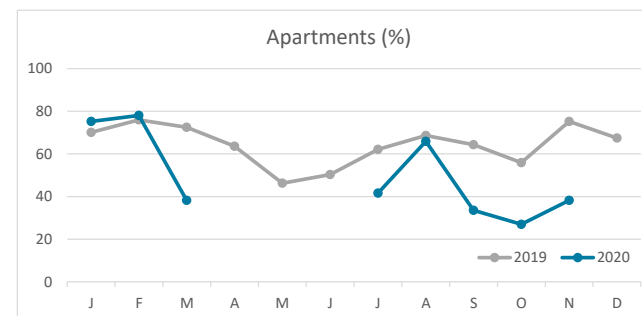
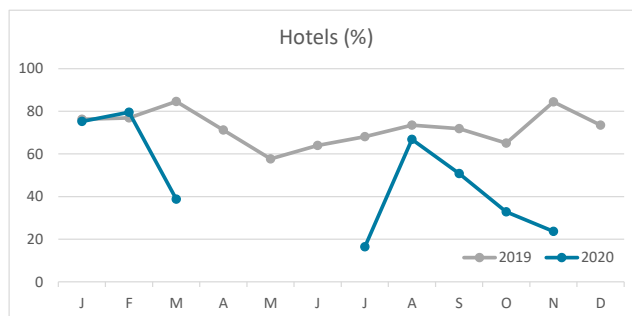
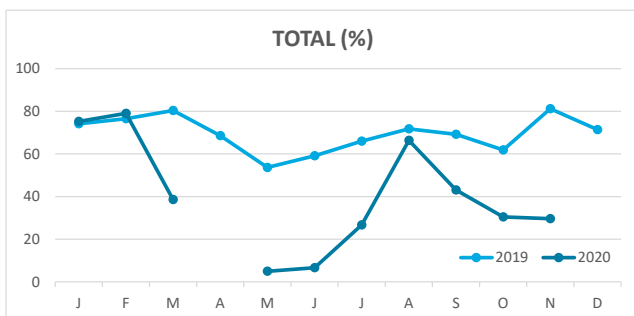
Note: LZ* (Lanzarote), FV* (Fuerteventura), GC* (Gran Canaria), TF* (Tenerife), LG* (La Gomera), LP* (La Palma) and EH* (El Hierro).
TOTAL does not coincide with the sum of hotel and non-hotel accommodations, since between April and June 2020 the breakdown by islands was not published.

Main tourist accommodation indicators

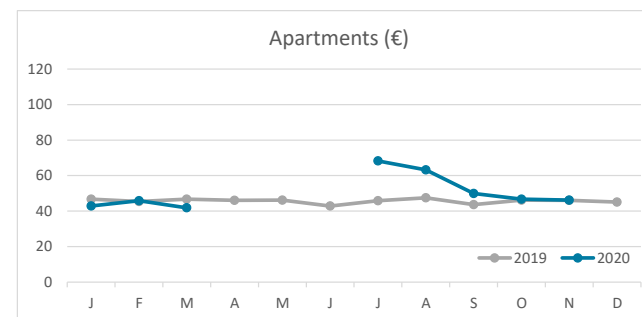
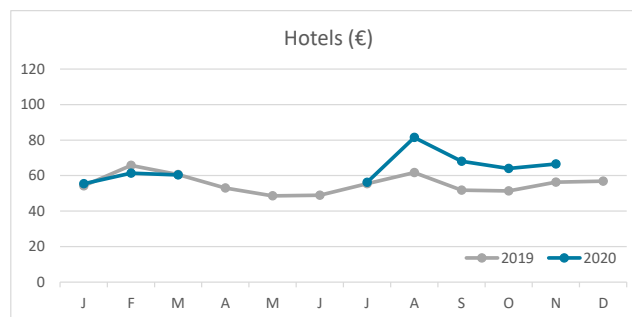
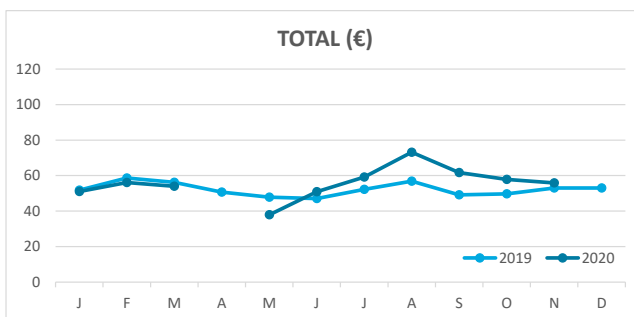
LA PALMA (January - November 2020)



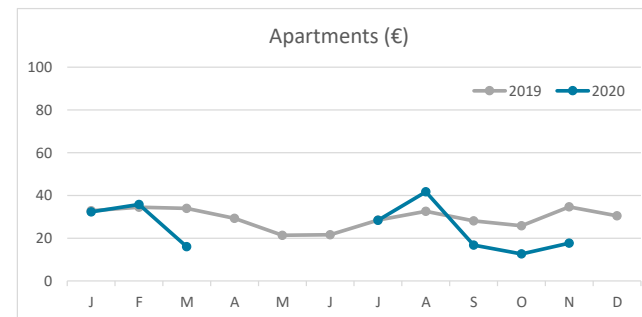
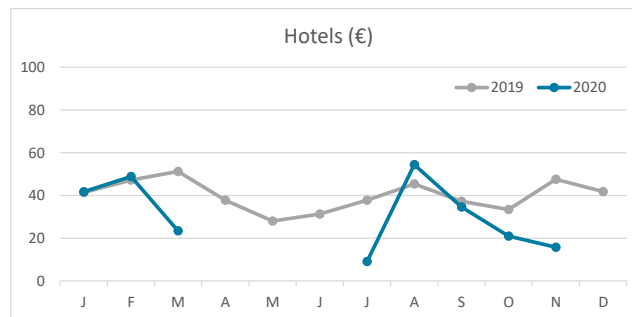
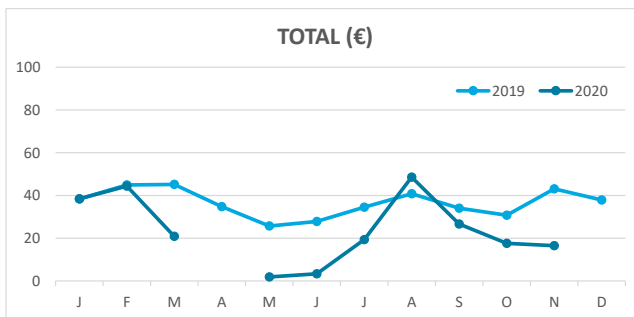
OCCUPANCY RATE PER ROOM / APARTMENT



ADR (Average Daily Rate)



REVPAR (Revenue Per Available Room)



Note: "Guests indicator" refers to number of guests checking in as new arrivals.
Source: Encuestas de Alojamiento Turístico (ISTAC)