


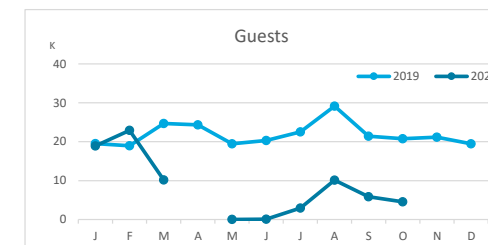
Main tourist accommodation indicators

LA PALMA (January - October 2020)



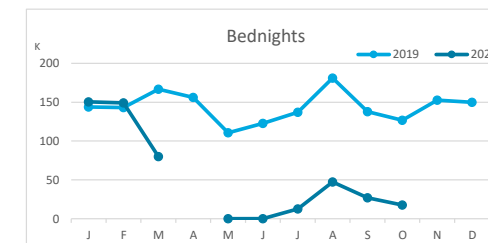
GUESTS BY ACCOMMODATION TYPE (*)

	TOTAL				Breakdown by accommodation type							
	Abroad	Mainland	Canary Islands	Total	Hotels				Apartments			
	Abroad	Mainland	Canary Islands	Total	Abroad	Mainland	Canary Islands	Total	Abroad	Mainland	Canary Islands	Total
Jan-Oct19	122,736	39,473	58,938	221,147	88,761	32,648	38,203	159,612	33,975	6,825	20,735	61,535
Jan-Oct20	38,838	17,240	19,416	75,494	27,856	13,345	10,423	51,624	10,976	3,886	8,931	23,793
Change	-83,898	-22,233	-39,522	-145,653	-60,905	-19,303	-27,780	-107,988	-22,999	-2,939	-11,804	-37,742
Change, %	-68.4%	-56.3%	-67.1%	-65.9%	-68.6%	-59.1%	-72.7%	-67.7%	-67.7%	-43.1%	-56.9%	-61.3%



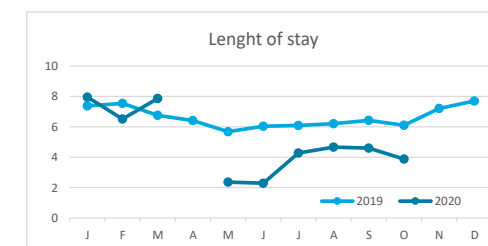
BEDNIGHTS

	TOTAL				Breakdown by accommodation type							
	Abroad	Mainland	Canary Islands	Total	Hotels				Apartments			
	Abroad	Mainland	Canary Islands	Total	Abroad	Mainland	Canary Islands	Total	Abroad	Mainland	Canary Islands	Total
Jan-Oct19	1,016,158	192,985	216,749	1,425,892	642,471	149,618	107,397	899,486	373,687	43,367	109,352	526,406
Jan-Oct20	333,989	77,369	72,664	484,022	204,737	55,944	29,673	290,354	129,246	21,405	42,840	193,491
Change	-682,169	-115,616	-144,085	-941,870	-437,734	-93,674	-77,724	-609,132	-244,441	-21,962	-66,512	-332,915
Change, %	-67.1%	-59.9%	-66.5%	-66.1%	-68.1%	-62.6%	-72.4%	-67.7%	-65.4%	-50.6%	-60.8%	-63.2%

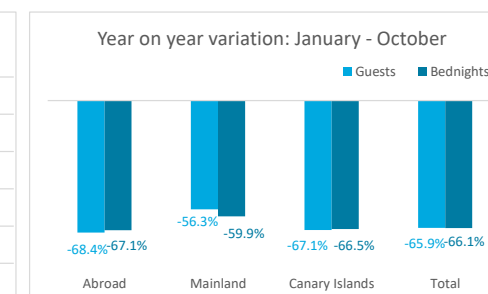
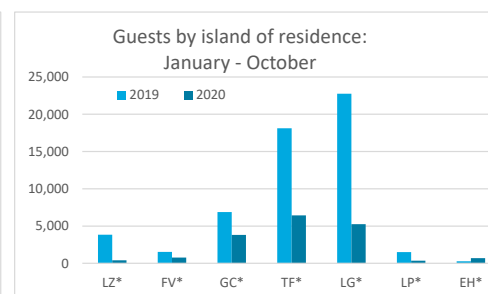
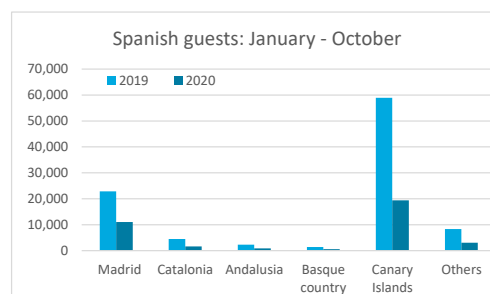
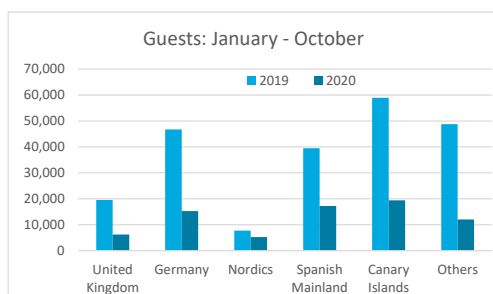


LENGHT OF STAY

	TOTAL				Breakdown by accommodation type							
	Abroad	Mainland	Canary Islands	Total	Hotels				Apartments			
	Abroad	Mainland	Canary Islands	Total	Abroad	Mainland	Canary Islands	Total	Abroad	Mainland	Canary Islands	Total
Jan-Oct19	8.3	4.9	3.7	6.4	7.2	4.6	2.8	5.6	11.0	6.4	5.3	8.6
Jan-Oct20	8.6	4.5	3.7	6.4	7.3	4.2	2.8	5.6	11.8	5.5	4.8	8.1
Change	0.3	-0.4	0.1	0.0	0.1	-0.4	0.0	0.0	0.8	-0.8	-0.5	-0.4




GUESTS AND BEDNIGHTS BY PLACE OF RESIDENCE

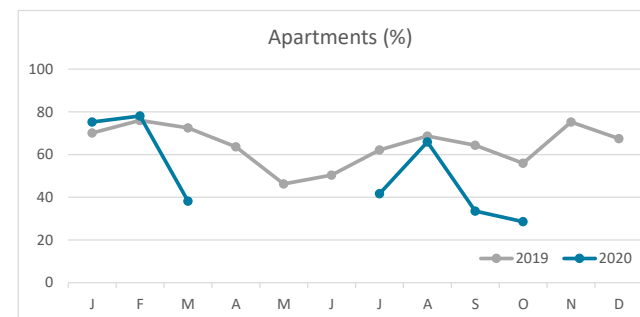
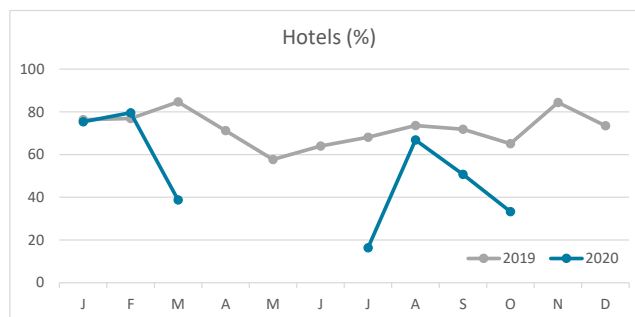
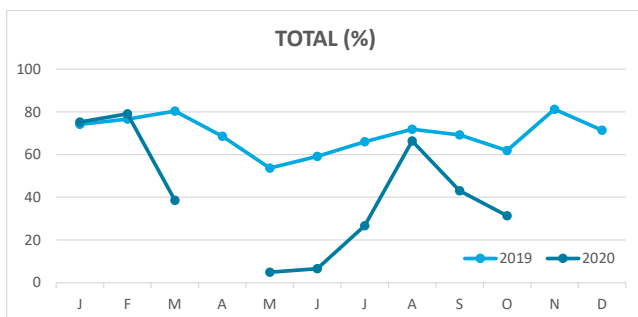


Note: LZ* (Lanzarote), FV* (Fuerteventura), GC* (Gran Canaria), TF* (Tenerife), LG* (La Gomera), LP* (La Palma) and EH* (El Hierro).
TOTAL does not coincide with the sum of hotel and non-hotel accommodations, since between April and June 2020 the breakdown by islands was not published.

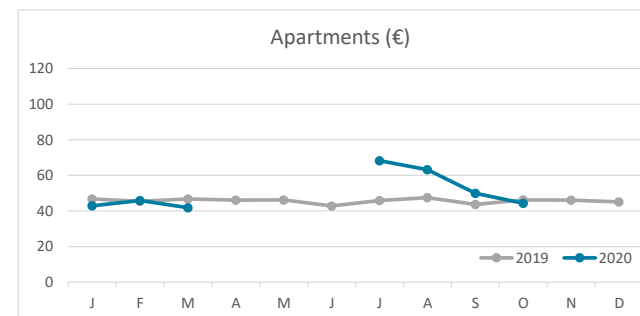
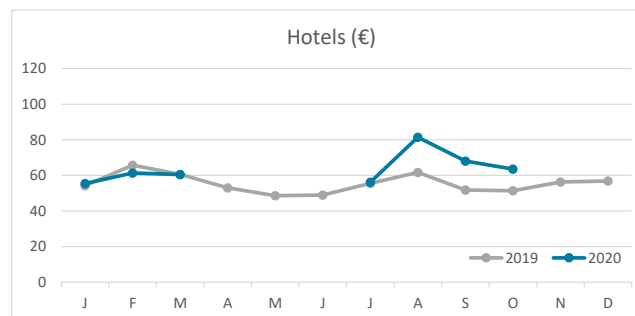
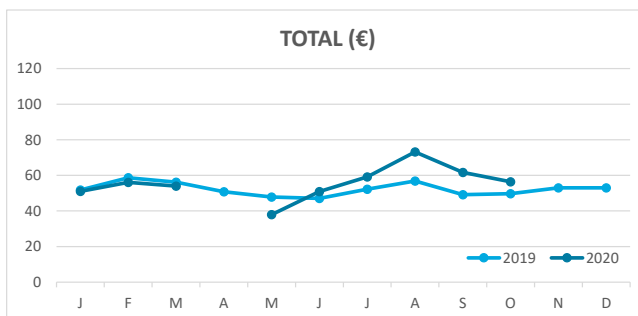
Main tourist accommodation indicators LA PALMA (January - October 2020)



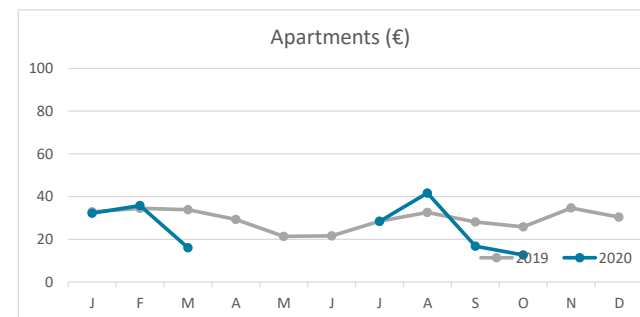
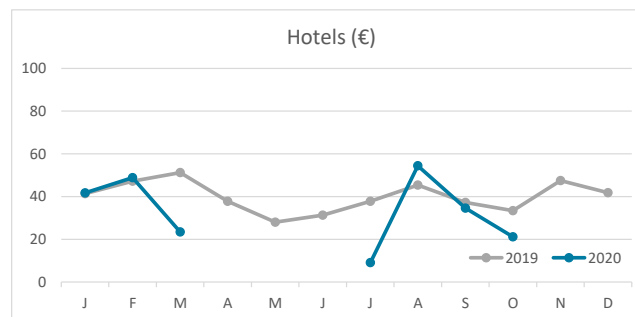
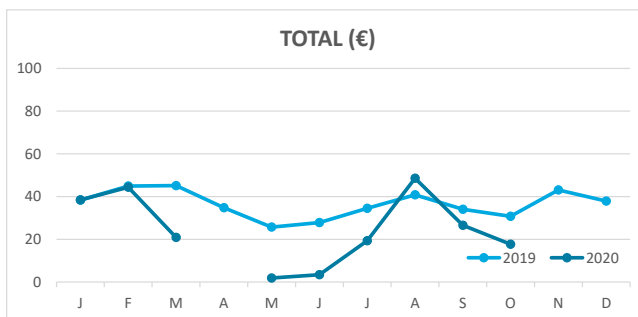
OCCUPANCY RATE PER ROOM / APARTMENT



ADR (Average Daily Rate)



REVPAR (Revenue Per Available Room)



Note: "Guests indicator" refers to number of guests checking in as new arrivals.
Source: Encuestas de Alojamiento Turístico (ISTAC)