


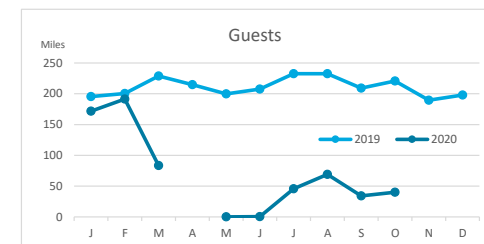
Main tourist accommodation indicators

LANZAROTE (January - October 2020)



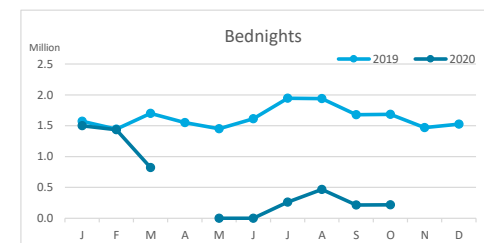
GUESTS BY ACCOMMODATION TYPE (*)

	Breakdown by accommodation type											
	TOTAL				Hotels				Apartments			
	Abroad	Mainland	Canary Islands	Total	Abroad	Mainland	Canary Islands	Total	Abroad	Mainland	Canary Islands	Total
Jan-Oct19	1,820,990	206,527	114,689	2,142,206	1,186,883	171,043	61,848	1,419,774	634,107	35,484	52,841	722,432
Jan-Oct20	490,029	92,359	53,457	635,845	326,896	77,122	29,179	433,197	163,070	15,122	23,993	202,185
Change	-1,330,961	-114,168	-61,232	-1,506,361	-859,987	-93,921	-32,669	-986,577	-471,037	-20,362	-28,848	-520,247
Change, %	-73.1%	-55.3%	-53.4%	-70.3%	-72.5%	-54.9%	-52.8%	-69.5%	-74.3%	-57.4%	-54.6%	-72.0%



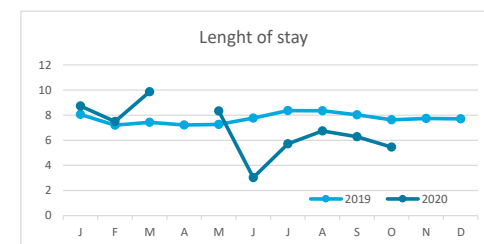
BEDNIGHTS

	Breakdown by accommodation type											
	TOTAL				Hotels				Apartments			
	Abroad	Mainland	Canary Islands	Total	Abroad	Mainland	Canary Islands	Total	Abroad	Mainland	Canary Islands	Total
Jan-Oct19	14,913,803	1,216,115	448,540	16,578,458	9,189,132	981,090	198,154	10,368,376	5,724,671	235,025	250,386	6,210,082
Jan-Oct20	4,161,319	544,393	210,944	4,916,656	2,551,822	447,967	99,407	3,099,196	1,608,963	95,958	110,845	1,815,766
Change	-10,752,484	-671,722	-237,596	-11,661,802	-6,637,310	-533,123	-98,747	-7,269,180	-4,115,708	-139,067	-139,541	-4,394,316
Change, %	-72.1%	-55.2%	-53.0%	-70.3%	-72.2%	-54.3%	-49.8%	-70.1%	-71.9%	-59.2%	-55.7%	-70.8%

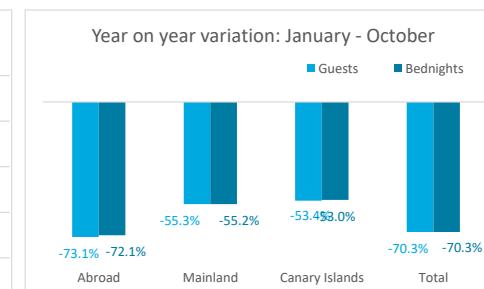
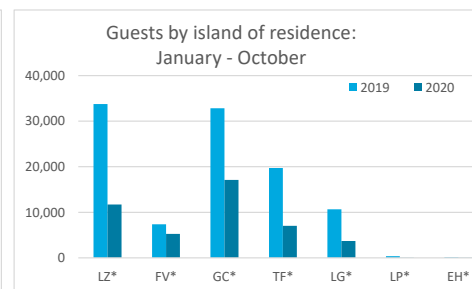
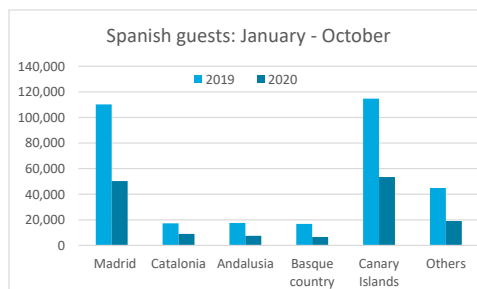
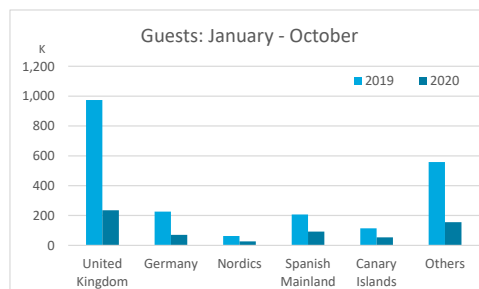


LENGHT OF STAY

	Breakdown by accommodation type											
	TOTAL				Hotels				Apartments			
	Abroad	Mainland	Canary Islands	Total	Abroad	Mainland	Canary Islands	Total	Abroad	Mainland	Canary Islands	Total
Jan-Oct19	8.2	5.9	3.9	7.7	7.7	5.7	3.2	7.3	9.0	6.6	4.7	8.6
Jan-Oct20	8.5	5.9	3.9	7.7	7.8	5.8	3.4	7.2	9.9	6.3	4.6	9.0
Change	0.3	0.0	0.0	0.0	0.1	0.1	0.2	-0.1	0.8	-0.3	-0.1	0.4




GUESTS AND BEDNIGHTS BY PLACE OF RESIDENCE



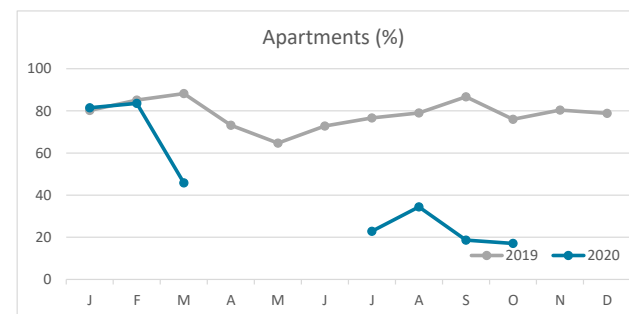
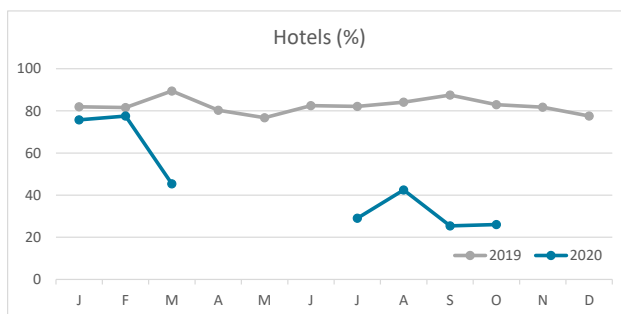
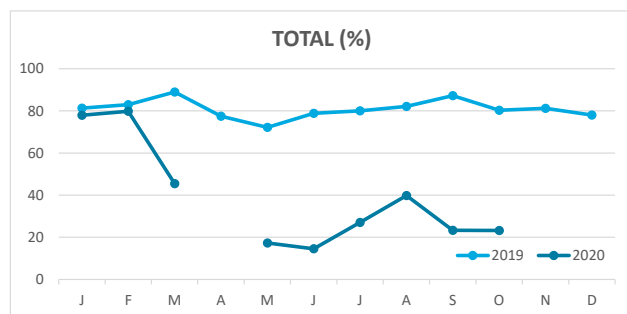
Note: LZ* (Lanzarote), FV* (Fuerteventura), GC* (Gran Canaria), TF* (Tenerife), LG* (La Gomera), LP* (La Palma) and EH* (El Hierro).

TOTAL does not coincide with the sum of hotel and non-hotel accommodations, since between April and June 2020 the breakdown by islands was not published.

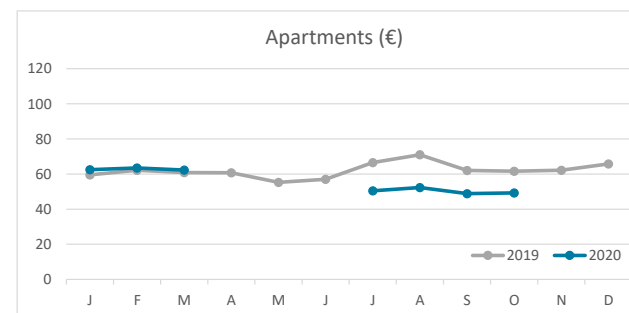
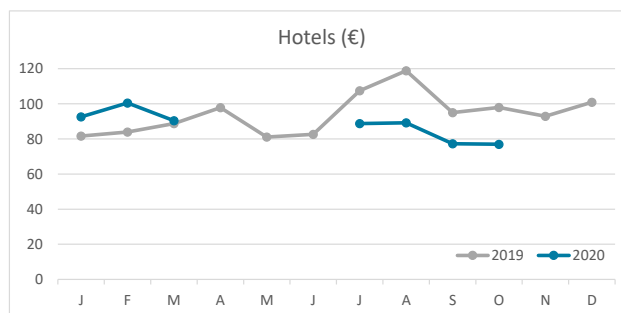
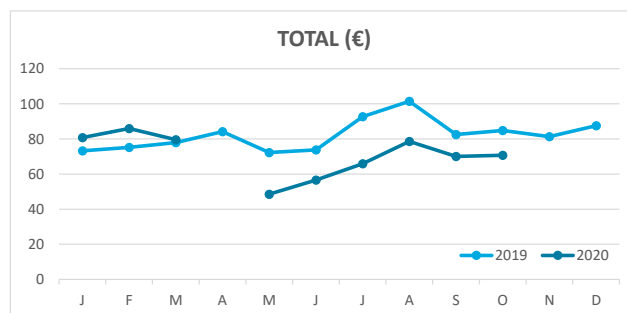
Main tourist accommodation indicators LANZAROTE (January - October 2020)



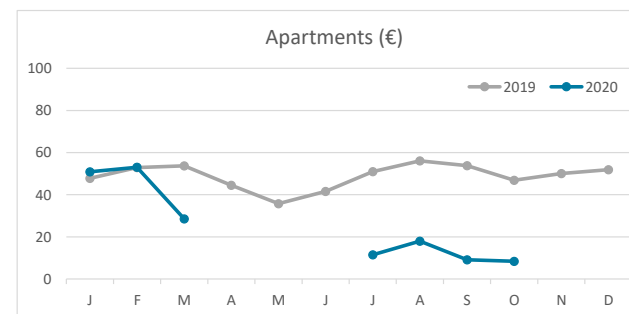
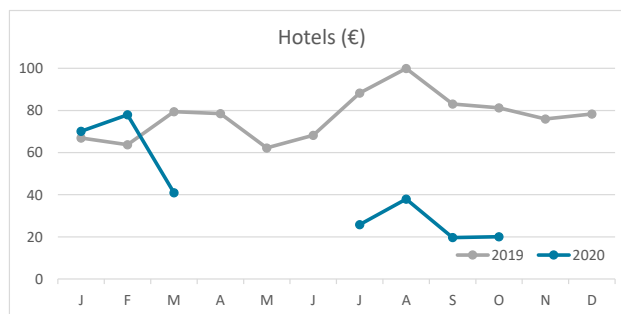
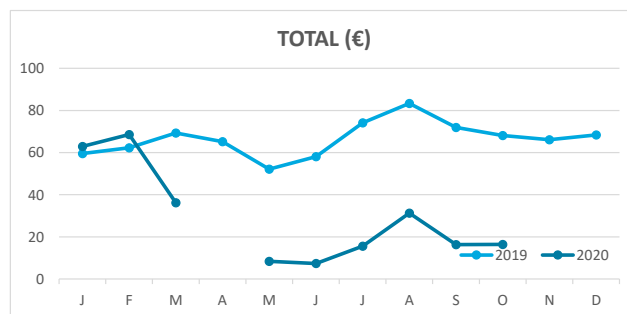
OCCUPANCY RATE PER ROOM / APARTMENT



ADR (Average Daily Rate)



REVPAR (Revenue Per Available Room)



Note: "Guests indicator" refers to number of guests checking in as new arrivals.
Source: Encuestas de Alojamiento Turístico (ISTAC)