

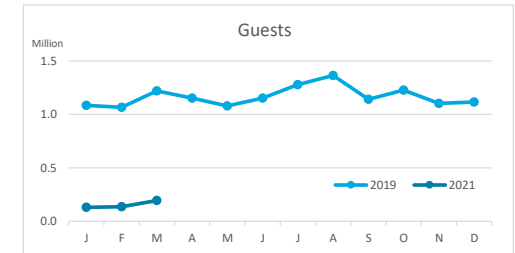
# Main tourist accommodation indicators

## CANARY ISLANDS (January - March 2021)



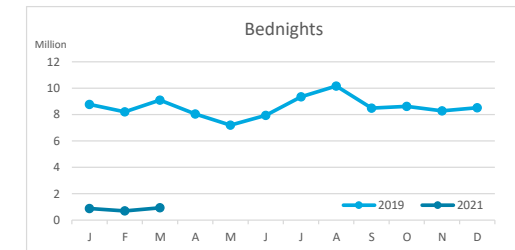
### GUESTS BY ACCOMMODATION TYPE (\*)

	Breakdown by accommodation type											
	TOTAL				Hotels				Apartments			
	Abroad	Mainland	Canary Islands	Total	Abroad	Mainland	Canary Islands	Total	Abroad	Mainland	Canary Islands	Total
Jan-Mar19	2,882,088	268,527	218,972	<b>3,369,587</b>	2,000,226	204,993	144,918	<b>2,350,137</b>	881,862	63,534	74,054	<b>1,019,450</b>
Jan-Mar21	224,969	71,672	162,371	<b>459,012</b>	170,098	62,573	119,061	<b>351,732</b>	54,871	9,099	43,310	<b>107,280</b>
Change	-2,657,119	-196,855	-56,601	<b>-2,910,575</b>	-1,830,128	-142,420	-25,857	<b>-1,998,405</b>	-826,991	-54,435	-30,744	<b>-912,170</b>
Change, %	-92.2%	-73.3%	-25.8%	<b>-86.4%</b>	-91.5%	-69.5%	-17.8%	<b>-85.0%</b>	-93.8%	-85.7%	-41.5%	<b>-89.5%</b>



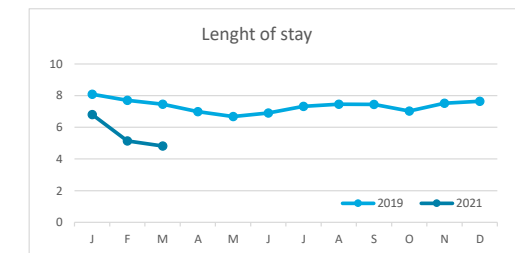
### BEDNIGHTS

	Breakdown by accommodation type											
	TOTAL				Hotels				Apartments			
	Abroad	Mainland	Canary Islands	Total	Abroad	Mainland	Canary Islands	Total	Abroad	Mainland	Canary Islands	Total
Jan-Mar19	23,973,693	1,324,335	772,274	<b>26,070,302</b>	15,393,982	959,575	427,003	<b>16,780,560</b>	8,579,711	364,760	345,271	<b>9,289,742</b>
Jan-Mar21	1,756,915	286,463	470,179	<b>2,513,557</b>	1,250,227	241,372	329,844	<b>1,821,443</b>	506,688	45,091	140,335	<b>692,114</b>
Change	-22,216,778	-1,037,872	-302,095	<b>-23,556,745</b>	-14,143,755	-718,203	-97,159	<b>-14,959,117</b>	-8,073,023	-319,669	-204,936	<b>-8,597,628</b>
Change, %	-92.7%	-78.4%	-39.1%	<b>-90.4%</b>	-91.9%	-74.8%	-22.8%	<b>-89.1%</b>	-94.1%	-87.6%	-59.4%	<b>-92.5%</b>

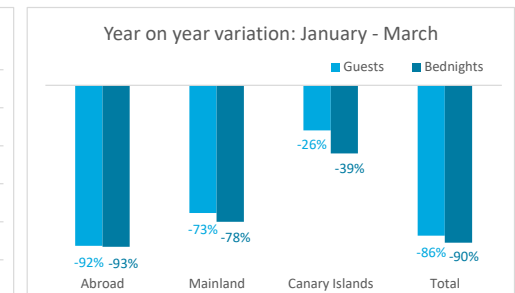
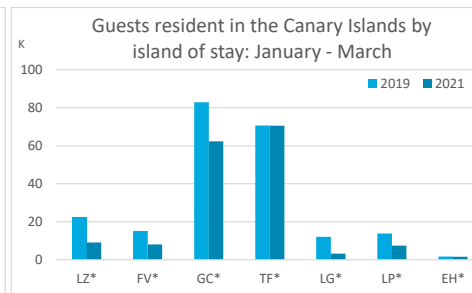
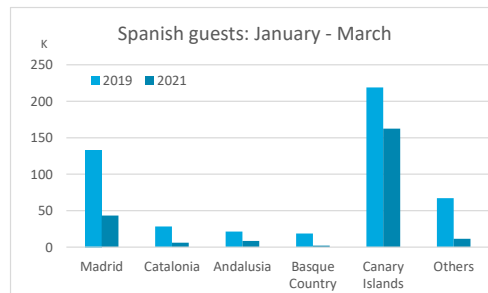
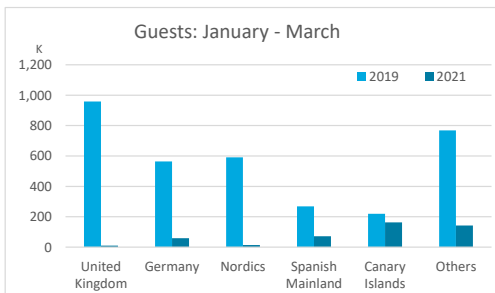


### LENGHT OF STAY

	Breakdown by accommodation type											
	TOTAL				Hotels				Apartments			
	Abroad	Mainland	Canary Islands	Total	Abroad	Mainland	Canary Islands	Total	Abroad	Mainland	Canary Islands	Total
Jan-Mar19	8.3	4.9	3.5	<b>7.7</b>	7.7	4.7	2.9	<b>7.1</b>	9.7	5.7	4.7	<b>9.1</b>
Jan-Mar21	7.8	4.0	2.9	<b>5.5</b>	7.4	3.9	2.8	<b>5.2</b>	9.2	5.0	3.2	<b>6.5</b>
Change	-0.5	-0.9	-0.6	<b>-2.3</b>	-0.3	-0.8	-0.2	<b>-2.0</b>	-0.5	-0.8	-1.4	<b>-2.7</b>



### GUESTS AND BEDNIGHTS BY PLACE OF RESIDENCE



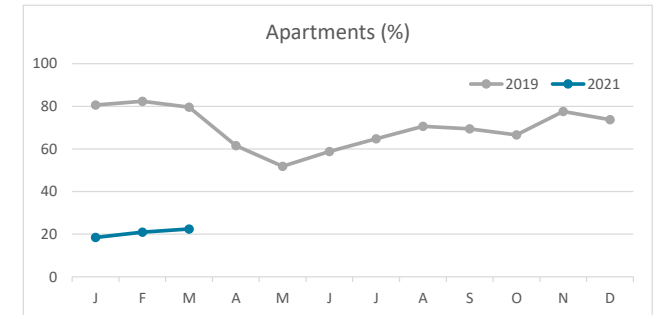
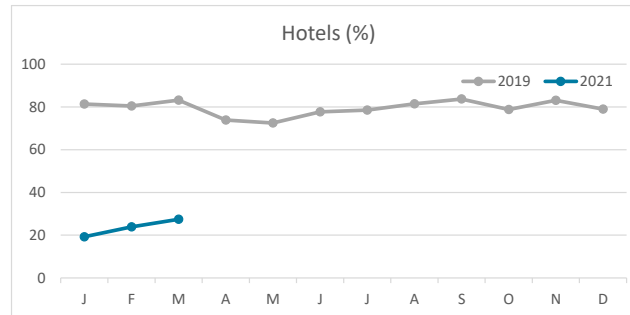
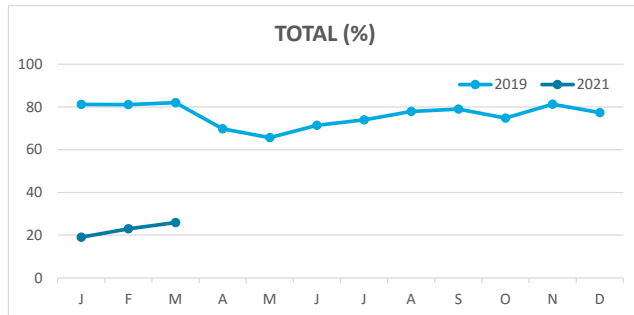
Note: LZ\* (Lanzarote), FV\* (Fuerteventura), GC\* (Gran Canaria), TF\* (Tenerife), LG\* (La Gomera), LP\* (La Palma) and EH\* (El Hierro).  
TOTAL does not coincide with the sum of hotel and non-hotel accommodations, since only aggregate data was published in April 2020.

# Main tourist accommodation indicators

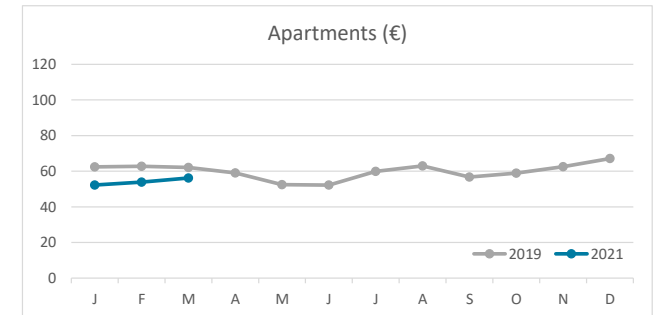
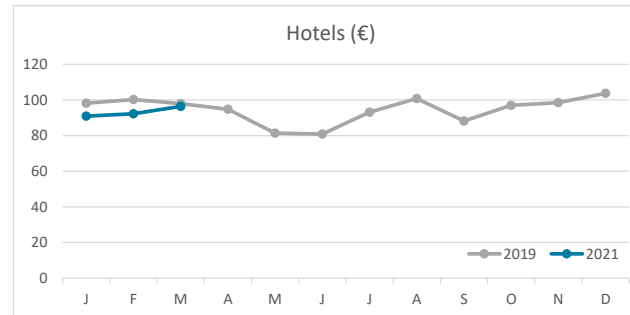
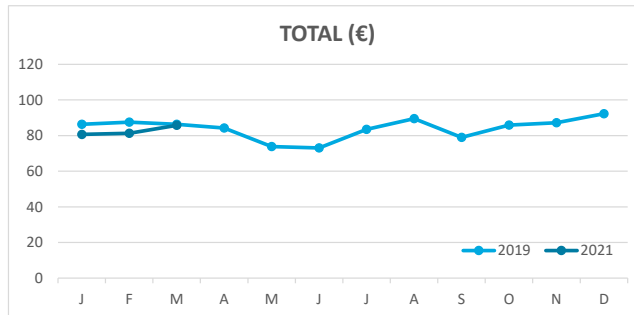
## CANARY ISLANDS (January - March 2021)



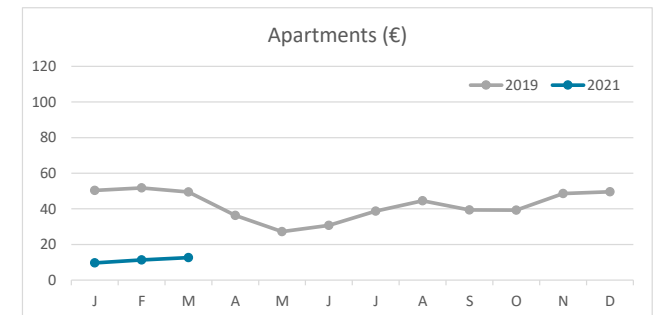
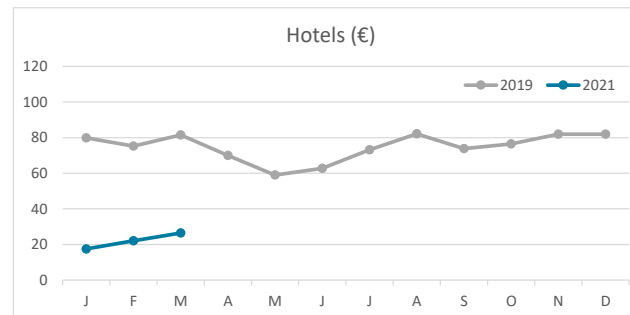
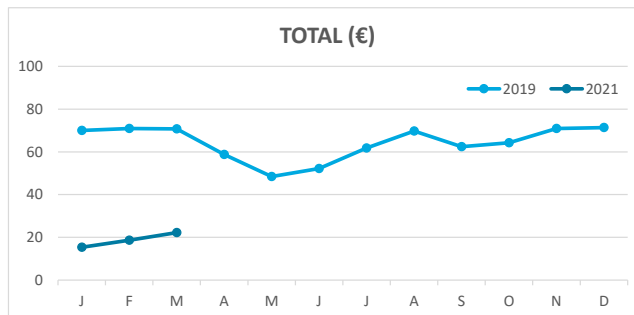
### OCCUPANCY RATE PER ROOM / APARTMENT



### ADR (Average Daily Rate)



### REVPAR (Revenue Per Available Room)



Note: "Guests indicator" refers to number of guests checking in as new arrivals.  
 Source: Encuestas de Alojamiento Turístico (ISTAC)