

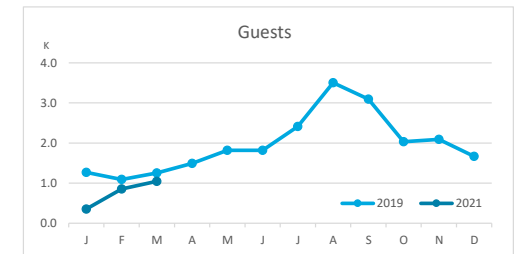
Main tourist accommodation indicators

EL HIERRO (January - March 2021)



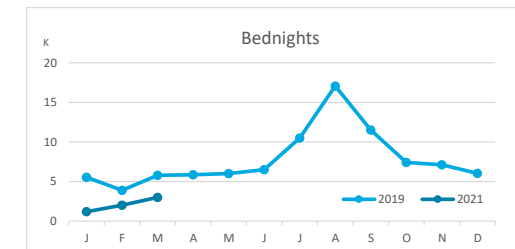
GUESTS BY ACCOMMODATION TYPE (*)

	Breakdown by accommodation type											
	TOTAL				Hotels				Apartments			
	Abroad	Mainland	Canary Islands	Total	Abroad	Mainland	Canary Islands	Total	Abroad	Mainland	Canary Islands	Total
Jan-Mar19	1,324	534	1,757	3,615	1,043	495	739	2,277	281	39	1,018	1,338
Jan-Mar21	338	358	1,560	2,256	278	288	1,006	1,572	60	70	554	684
Change	-986	-176	-197	-1,359	-765	-207	267	-705	-221	31	-464	-654
Change, %	-74.5%	-33.0%	-11.2%	-37.6%	-73.3%	-41.8%	36.1%	-31.0%	-78.6%	79.5%	-45.6%	-48.9%



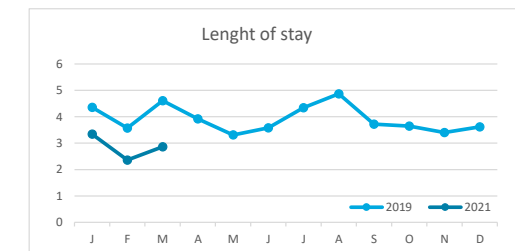
BEDNIGHTS

	Breakdown by accommodation type											
	TOTAL				Hotels				Apartments			
	Abroad	Mainland	Canary Islands	Total	Abroad	Mainland	Canary Islands	Total	Abroad	Mainland	Canary Islands	Total
Jan-Mar19	6,947	2,363	5,904	15,214	5,444	2,246	2,054	9,744	1,503	117	3,850	5,470
Jan-Mar21	1,169	1,363	3,671	6,203	860	1,117	2,097	4,074	309	246	1,574	2,129
Change	-5,778	-1,000	-2,233	-9,011	-4,584	-1,129	43	-5,670	-1,194	129	-2,276	-3,341
Change, %	-83.2%	-42.3%	-37.8%	-59.2%	-84.2%	-50.3%	2.1%	-58.2%	-79.4%	110.3%	-59.1%	-61.1%

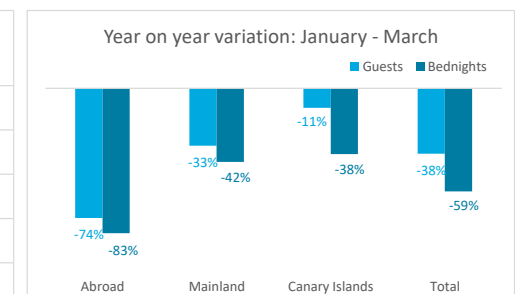
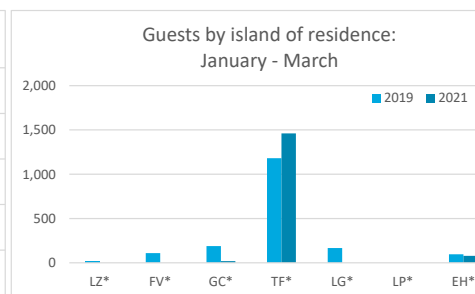
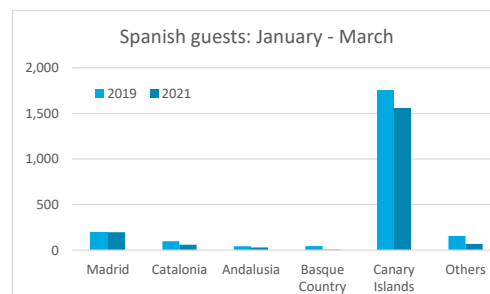
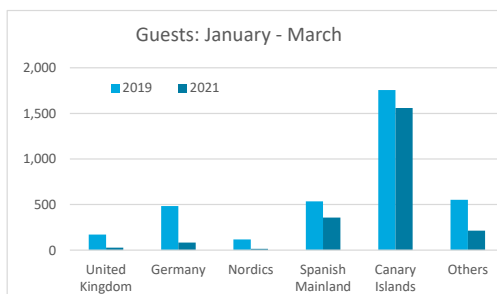


LENGHT OF STAY

	Breakdown by accommodation type											
	TOTAL				Hotels				Apartments			
	Abroad	Mainland	Canary Islands	Total	Abroad	Mainland	Canary Islands	Total	Abroad	Mainland	Canary Islands	Total
Jan-Mar19	5.2	4.4	3.4	4.2	5.2	4.5	2.8	4.3	5.3	3.0	3.8	4.1
Jan-Mar21	3.5	3.8	2.4	2.7	3.1	3.9	2.1	2.6	5.2	3.5	2.8	3.1
Change	-1.8	-0.6	-1.0	-1.5	-2.1	-0.7	-0.7	-1.7	-0.2	0.5	-0.9	-1.0



GUESTS AND BEDNIGHTS BY PLACE OF RESIDENCE



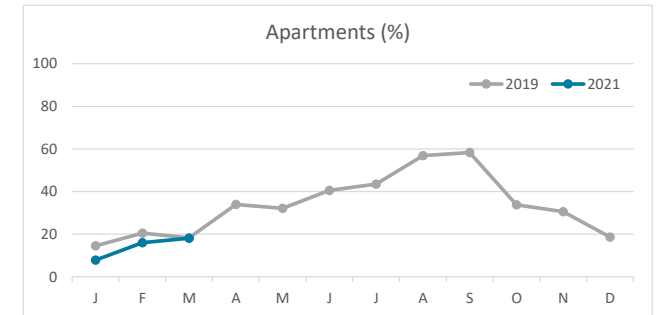
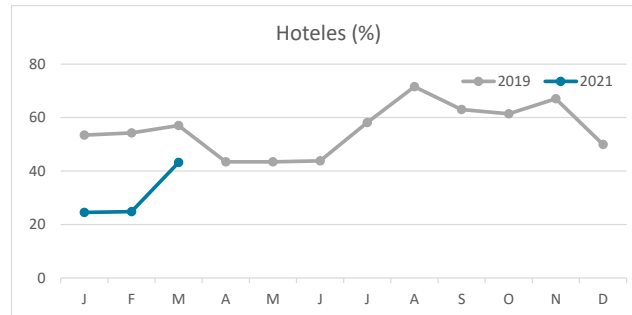
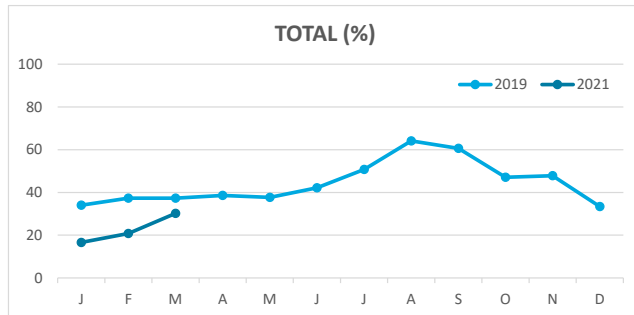
Note: LZ* (Lanzarote), FV* (Fuerteventura), GC* (Gran Canaria), TF* (Tenerife), LG* (La Gomera), LP* (La Palma) and EH* (El Hierro).
TOTAL does not coincide with the sum of hotel and non-hotel accommodations, since between April and June 2020 the breakdown by islands was not published.

Main tourist accommodation indicators

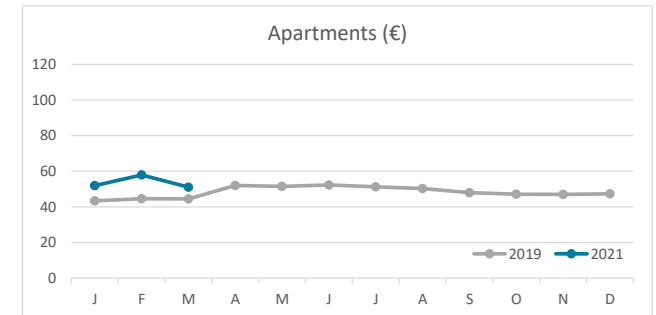
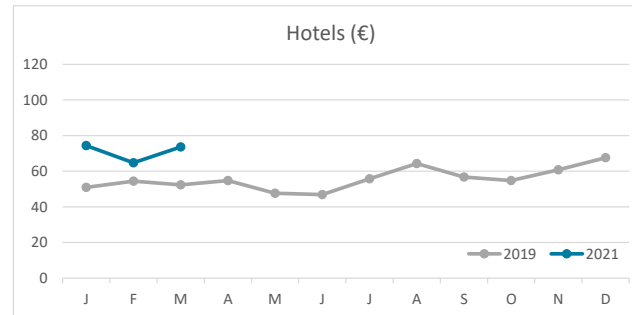
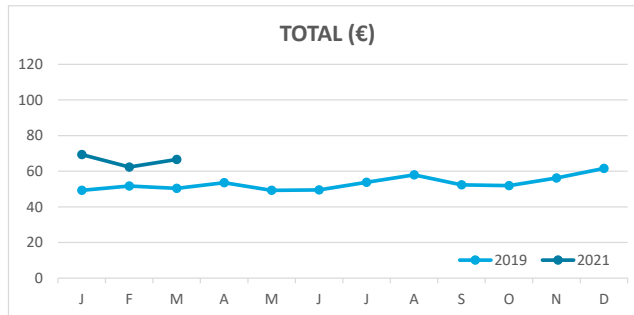
EL HIERRO (January - March 2021)



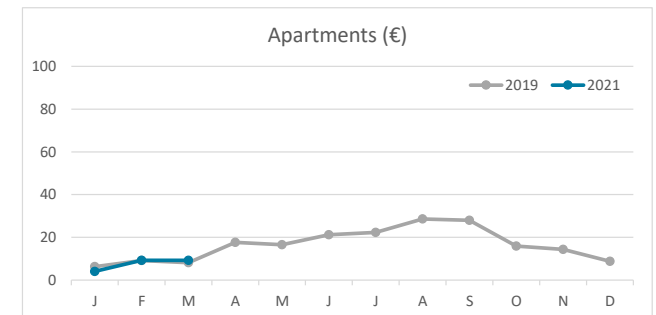
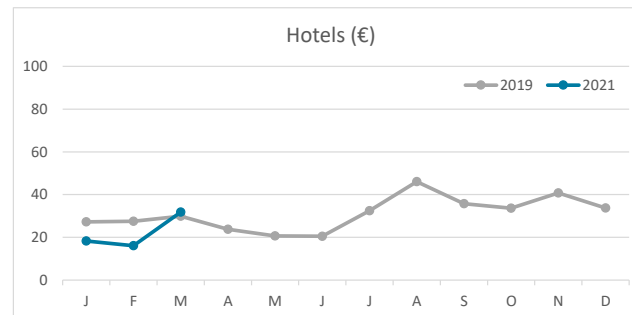
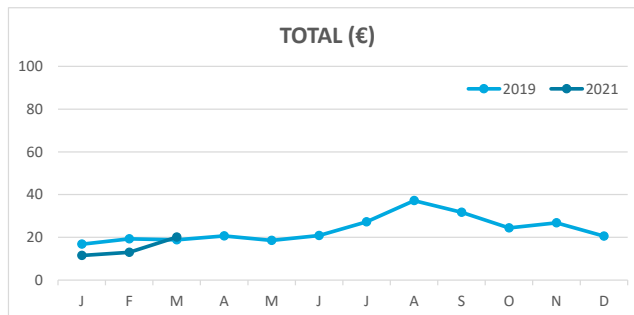
OCCUPANCY RATE PER ROOM / APARTMENT



ADR (Average Daily Rate)



REVPAR (Revenue Per Available Room)



Note: "Guests indicator" refers to number of guests checking in as new arrivals.
 Source: Encuestas de Alojamiento Turístico (ISTAC)