

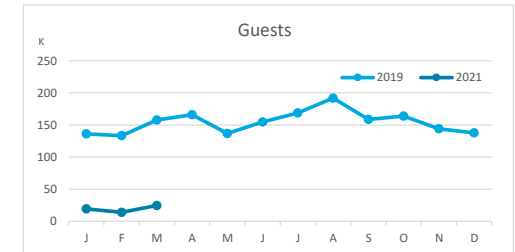
Main tourist accommodation indicators

FUERTEVENTURA (January - March 2021)



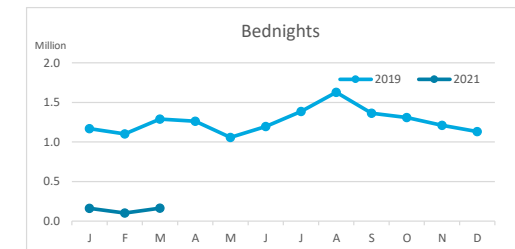
GUESTS BY ACCOMMODATION TYPE (*)

	Breakdown by accommodation type											
	TOTAL				Hotels				Apartments			
	Abroad	Mainland	Canary Islands	Total	Abroad	Mainland	Canary Islands	Total	Abroad	Mainland	Canary Islands	Total
Jan-Mar19	392,960	19,256	15,139	427,355	320,544	14,484	12,223	347,251	72,416	4,772	2,916	80,104
Jan-Mar21	41,990	7,781	8,052	57,823	36,309	6,013	5,819	48,141	5,681	1,768	2,233	9,682
Change	-350,970	-11,475	-7,087	-369,532	-284,235	-8,471	-6,404	-299,110	-66,735	-3,004	-683	-70,422
Change, %	-89.3%	-59.6%	-46.8%	-86.5%	-88.7%	-58.5%	-52.4%	-86.1%	-92.2%	-63.0%	-23.4%	-87.9%



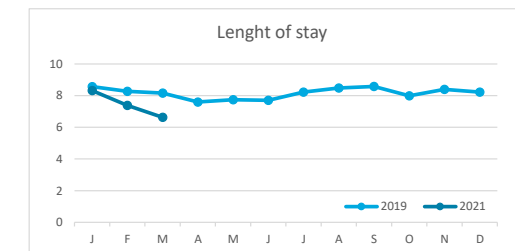
BEDNIGHTS

	Breakdown by accommodation type											
	TOTAL				Hotels				Apartments			
	Abroad	Mainland	Canary Islands	Total	Abroad	Mainland	Canary Islands	Total	Abroad	Mainland	Canary Islands	Total
Jan-Mar19	3,417,624	90,042	50,223	3,557,889	2,603,353	69,186	36,834	2,709,373	814,271	20,856	13,389	848,516
Jan-Mar21	364,160	35,660	26,726	426,546	310,697	27,532	17,476	355,705	53,463	8,128	9,250	70,841
Change	-3,053,464	-54,382	-23,497	-3,131,343	-2,292,656	-41,654	-19,358	-2,353,668	-760,808	-12,728	-4,139	-777,675
Change, %	-89.3%	-60.4%	-46.8%	-88.0%	-88.1%	-60.2%	-52.6%	-86.9%	-93.4%	-61.0%	-30.9%	-91.7%

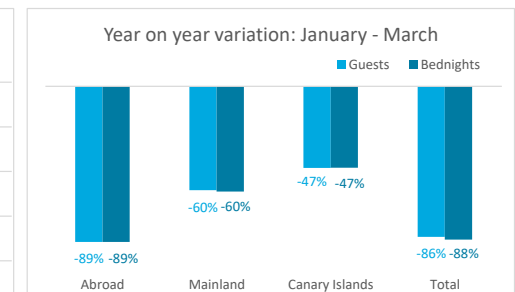
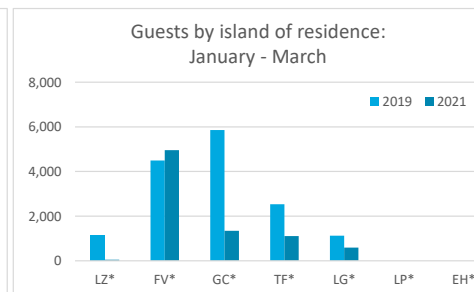
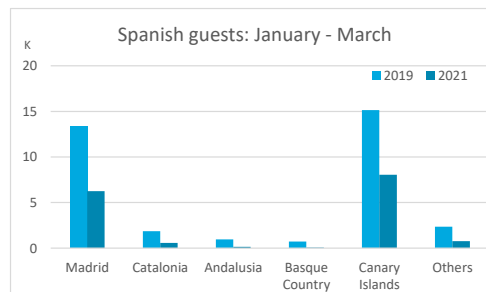
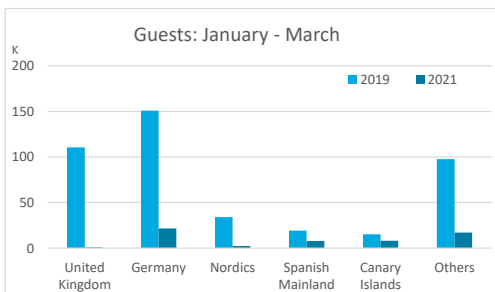


LENGHT OF STAY

	Breakdown by accommodation type											
	TOTAL				Hotels				Apartments			
	Abroad	Mainland	Canary Islands	Total	Abroad	Mainland	Canary Islands	Total	Abroad	Mainland	Canary Islands	Total
Jan-Mar19	8.7	4.7	3.3	8.3	8.1	4.8	3.0	7.8	11.2	4.4	4.6	10.6
Jan-Mar21	8.7	4.6	3.3	7.4	8.6	4.6	3.0	7.4	9.4	4.6	4.1	7.3
Change	0.0	-0.1	0.0	-0.9	0.4	-0.2	0.0	-0.4	-1.8	0.2	-0.4	-3.3



GUESTS AND BEDNIGHTS BY PLACE OF RESIDENCE



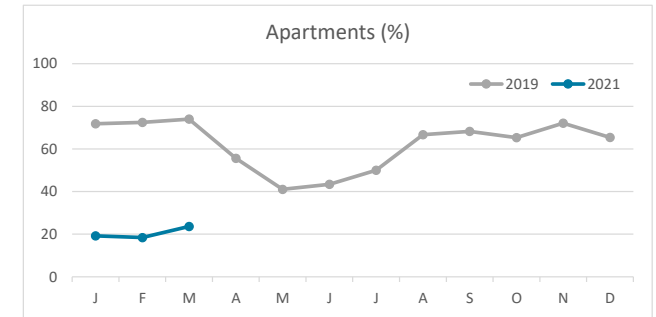
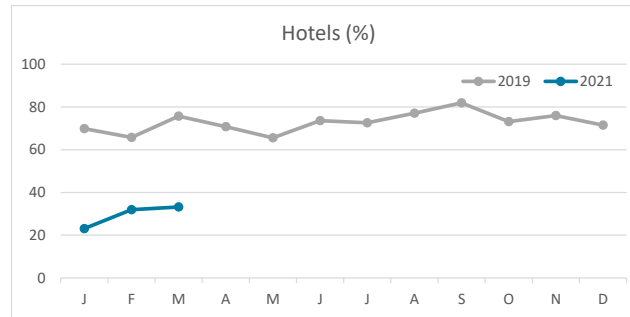
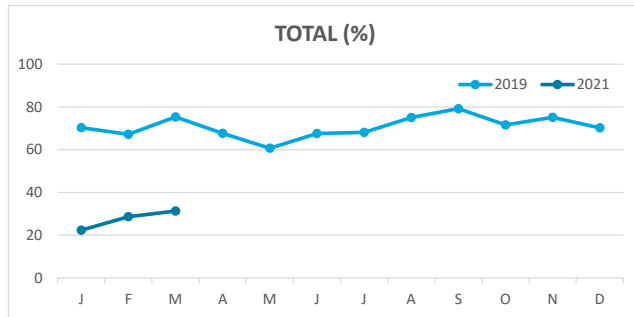
Note: LZ* (Lanzarote), FV* (Fuerteventura), GC* (Gran Canaria), TF* (Tenerife), LG* (La Gomera), LP* (La Palma) and EH* (El Hierro).
TOTAL does not coincide with the sum of hotel and non-hotel accommodations, since between April and June 2020 the breakdown by islands was not published.

Main tourist accommodation indicators

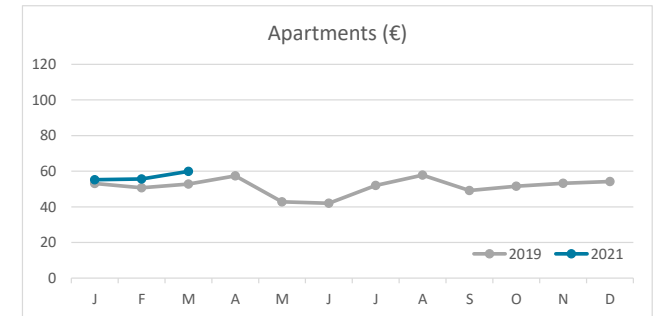
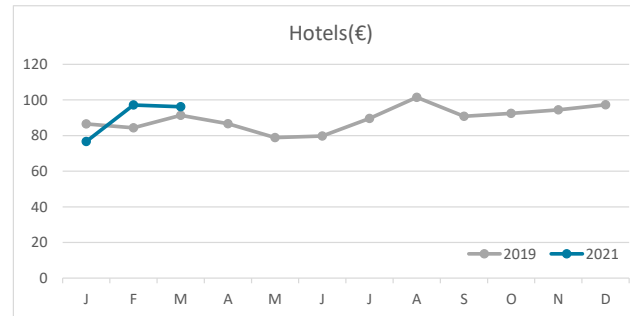
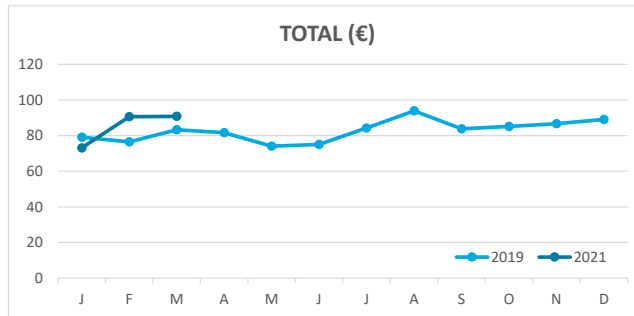
FUERTEVENTURA (January - March 2021)



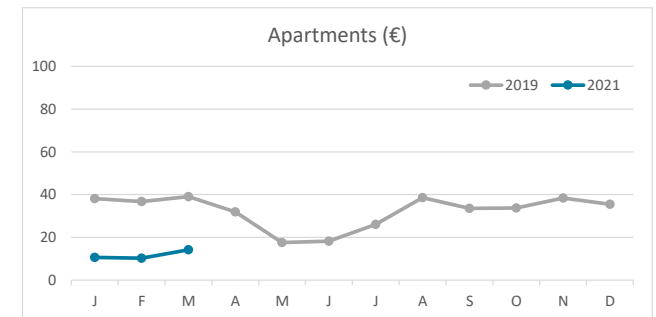
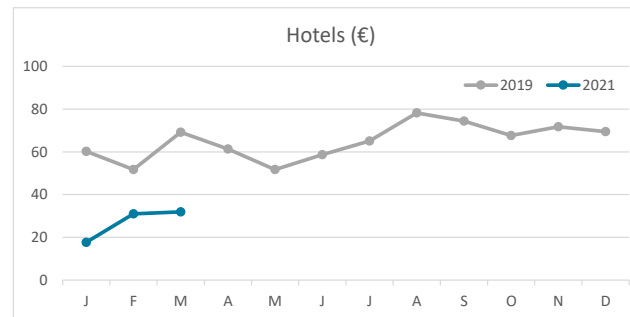
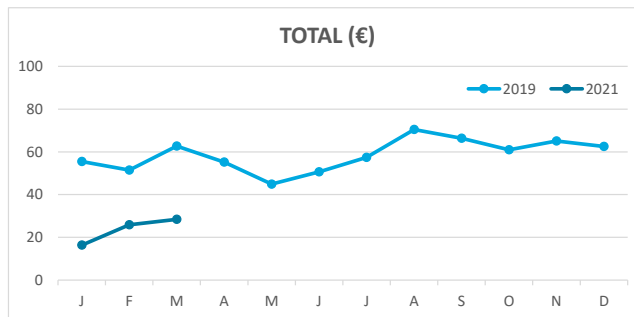
OCCUPANCY RATE PER ROOM / APARTMENT



ADR (Average Daily Rate)



REVPAR (Revenue Per Available Room)



Note: "Guests indicator" refers to number of guests checking in as new arrivals.
 Source: Encuestas de Alojamiento Turístico (ISTAC)