

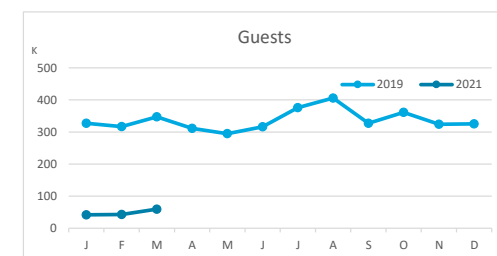
# Main tourist accommodation indicators

## GRAN CANARIA (January - March 2021)



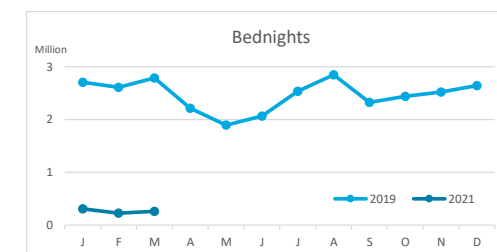
### GUESTS BY ACCOMMODATION TYPE (\*)

	Breakdown by accommodation type											
	TOTAL				Hotels				Apartments			
	Abroad	Mainland	Canary Islands	Total	Abroad	Mainland	Canary Islands	Total	Abroad	Mainland	Canary Islands	Total
Jan-Mar19	817,819	90,366	82,886	991,071	535,619	53,467	45,616	634,702	282,200	36,899	37,270	356,369
Jan-Mar21	59,051	23,039	62,380	144,470	46,341	20,701	46,993	114,035	12,710	2,338	15,387	30,435
Change	-758,768	-67,327	-20,506	-846,601	-489,278	-32,766	1,377	-520,667	-269,490	-34,561	-21,883	-325,934
Change, %	-92.8%	-74.5%	-24.7%	-85.4%	-91.3%	-61.3%	3.0%	-82.0%	-95.5%	-93.7%	-58.7%	-91.5%



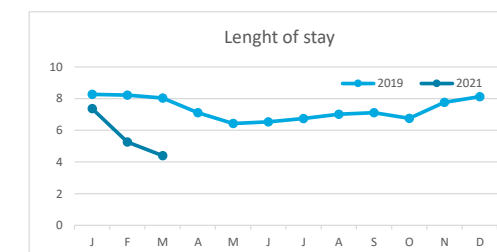
### BEDNIGHTS

	Breakdown by accommodation type											
	TOTAL				Hotels				Apartments			
	Abroad	Mainland	Canary Islands	Total	Abroad	Mainland	Canary Islands	Total	Abroad	Mainland	Canary Islands	Total
Jan-Mar19	7,374,218	434,624	297,643	8,106,485	4,315,776	211,746	130,334	4,657,856	3,058,442	222,878	167,309	3,448,629
Jan-Mar21	498,077	81,277	217,252	796,606	350,680	69,747	160,858	581,285	147,397	11,530	56,394	215,321
Change	-6,876,141	-353,347	-80,391	-7,309,879	-3,965,096	-141,999	30,524	-4,076,571	-2,911,045	-211,348	-110,915	-3,233,308
Change, %	-93.2%	-81.3%	-27.0%	-90.2%	-91.9%	-67.1%	23.4%	-87.5%	-95.2%	-94.8%	-66.3%	-93.8%

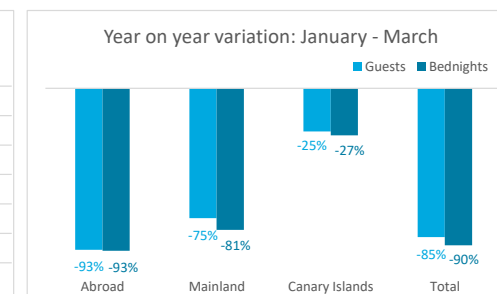
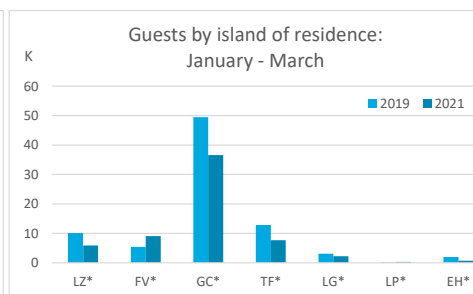
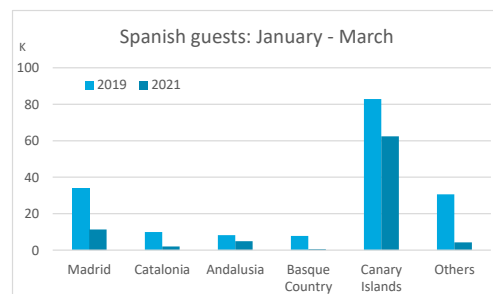
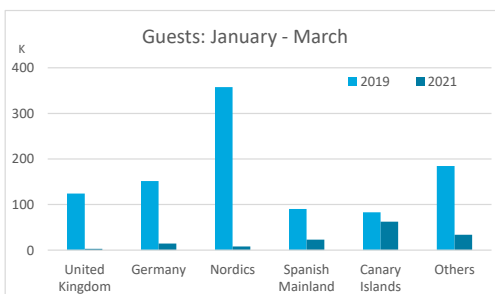


### LENGHT OF STAY

	Breakdown by accommodation type											
	TOTAL				Hotels				Apartments			
	Abroad	Mainland	Canary Islands	Total	Abroad	Mainland	Canary Islands	Total	Abroad	Mainland	Canary Islands	Total
Jan-Mar19	9.0	4.8	3.6	8.2	8.1	4.0	2.9	7.3	10.8	6.0	4.5	9.7
Jan-Mar21	8.4	3.5	3.5	5.5	7.6	3.4	3.4	5.1	11.6	4.9	3.7	7.1
Change	-0.6	-1.3	-0.1	-2.7	-0.5	-0.6	0.6	-2.2	0.8	-1.1	-0.8	-2.6



### GUESTS AND BEDNIGHTS BY PLACE OF RESIDENCE

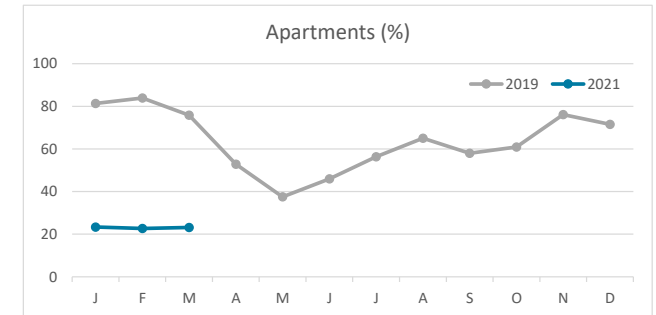
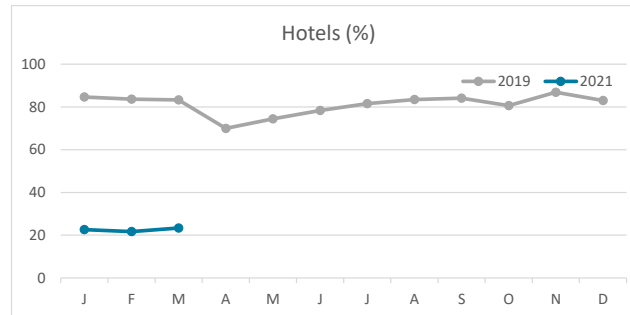
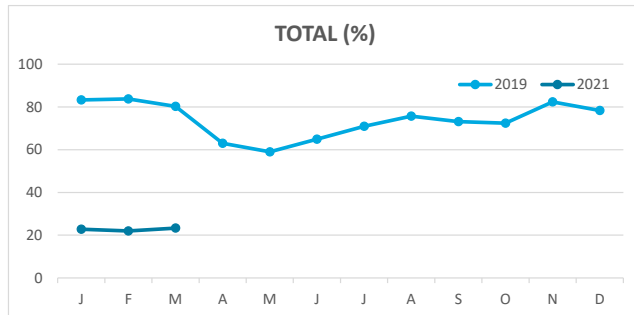


Note: LZ\* (Lanzarote), FV\* (Fuerteventura), GC\* (Gran Canaria), TF\* (Tenerife), LG\* (La Gomera), LP\* (La Palma) and EH\* (El Hierro).  
TOTAL does not coincide with the sum of hotel and non-hotel accommodations, since between April and June 2020 the breakdown by islands was not published.

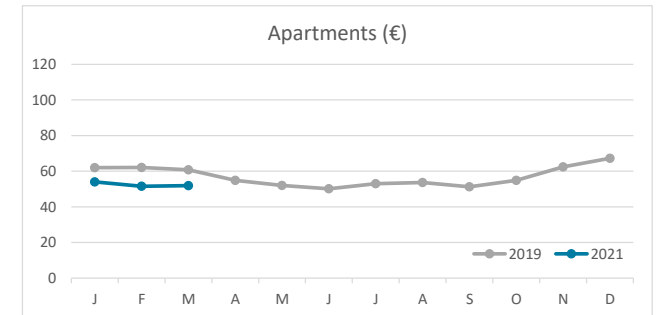
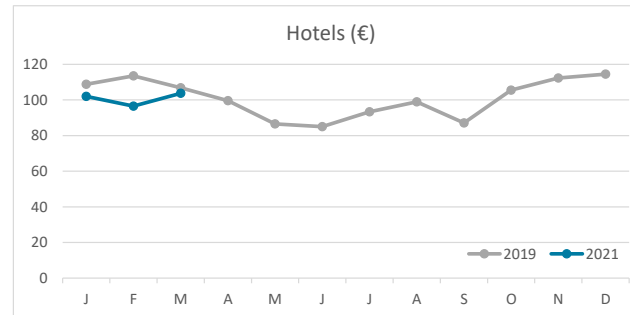
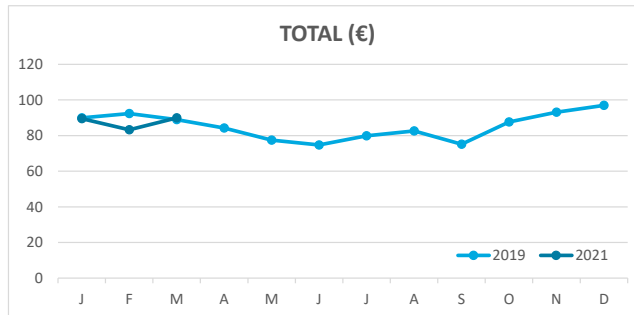
# Main tourist accommodation indicators GRAN CANARIA (January - March 2021)



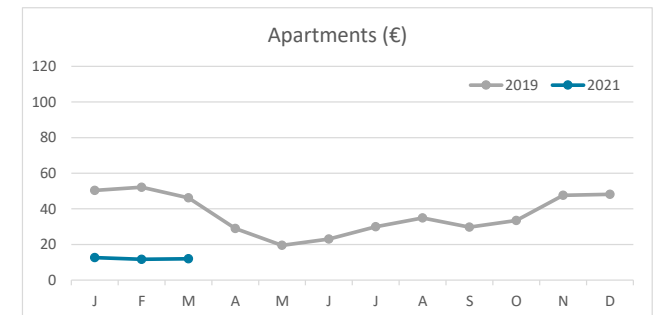
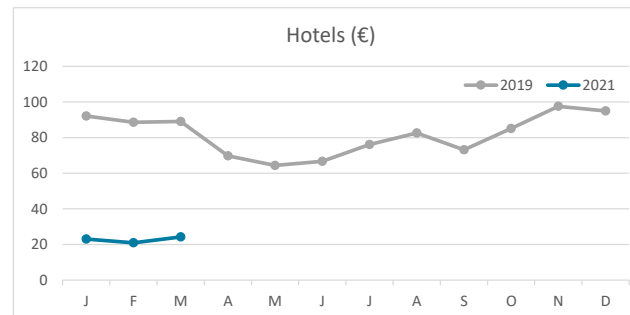
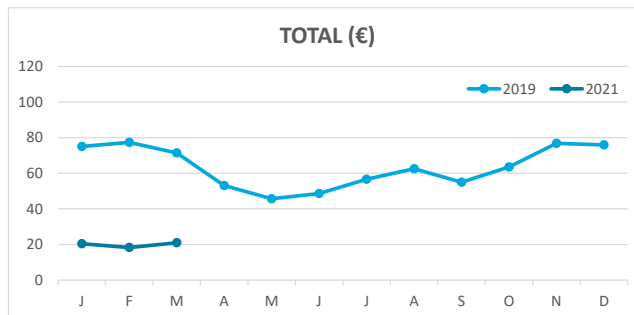
## OCCUPANCY RATE PER ROOM / APARTMENT



## ADR (Average Daily Rate)



## REVPAR (Revenue Per Available Room)



Note: "Guests indicator" refers to number of guests checking in as new arrivals.  
Source: Encuestas de Alojamiento Turístico (ISTAC)