


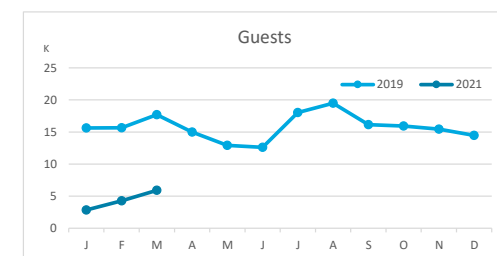
Main tourist accommodation indicators

LA GOMERA (January - March 2021)



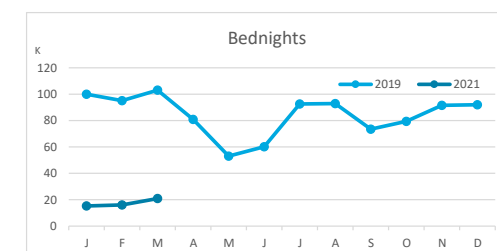
GUESTS BY ACCOMMODATION TYPE (*)

	Breakdown by accommodation type											
	TOTAL				Hotels				Apartments			
	Abroad	Mainland	Canary Islands	Total	Abroad	Mainland	Canary Islands	Total	Abroad	Mainland	Canary Islands	Total
Jan-Mar19	32,671	2,451	13,851	48,973	19,323	1,907	8,332	29,562	13,348	544	5,519	19,411
Jan-Mar21	4,731	789	7,505	13,025	2,922	515	5,011	8,448	1,809	274	2,494	4,577
Change	-27,940	-1,662	-6,346	-35,948	-16,401	-1,392	-3,321	-21,114	-11,539	-270	-3,025	-14,834
Change, %	-85.5%	-67.8%	-45.8%	-73.4%	-84.9%	-73.0%	-39.9%	-71.4%	-86.4%	-49.6%	-54.8%	-76.4%



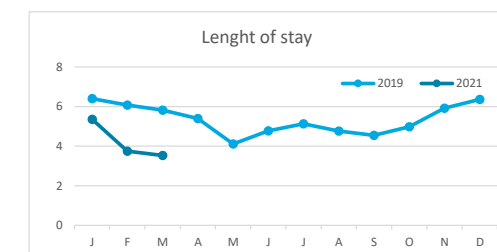
BEDNIGHTS

	Breakdown by accommodation type											
	TOTAL				Hotels				Apartments			
	Abroad	Mainland	Canary Islands	Total	Abroad	Mainland	Canary Islands	Total	Abroad	Mainland	Canary Islands	Total
Jan-Mar19	262,875	6,508	28,788	298,171	128,660	4,533	15,752	148,945	134,215	1,975	13,036	149,226
Jan-Mar21	33,431	2,464	16,267	52,162	16,409	1,661	9,947	28,017	17,022	803	6,320	24,145
Change	-229,444	-4,044	-12,521	-246,009	-112,251	-2,872	-5,805	-120,928	-117,193	-1,172	-6,716	-125,081
Change, %	-87.3%	-62.1%	-43.5%	-82.5%	-87.2%	-63.4%	-36.9%	-81.2%	-87.3%	-59.3%	-51.5%	-83.8%

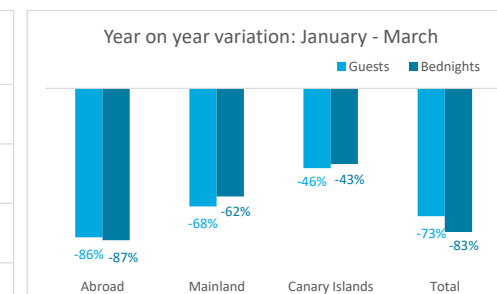
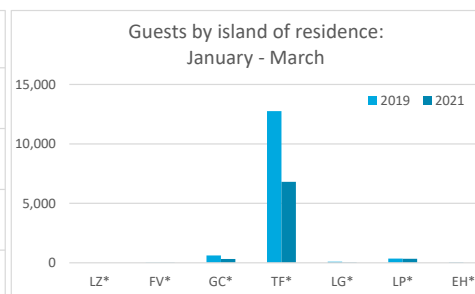
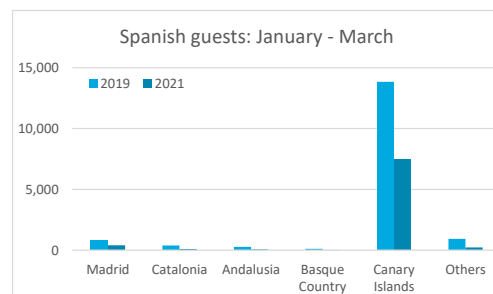
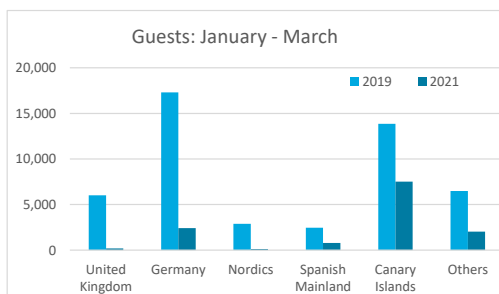


LENGHT OF STAY

	Breakdown by accommodation type											
	TOTAL				Hotels				Apartments			
	Abroad	Mainland	Canary Islands	Total	Abroad	Mainland	Canary Islands	Total	Abroad	Mainland	Canary Islands	Total
Jan-Mar19	8.0	2.7	2.1	6.1	6.7	2.4	1.9	5.0	10.1	3.6	2.4	7.7
Jan-Mar21	7.1	3.1	2.2	4.0	5.6	3.2	2.0	3.3	9.4	2.9	2.5	5.3
Change	-1.0	0.5	0.1	-2.1	-1.0	0.8	0.1	-1.7	-0.6	-0.7	0.2	-2.4




GUESTS AND BEDNIGHTS BY PLACE OF RESIDENCE



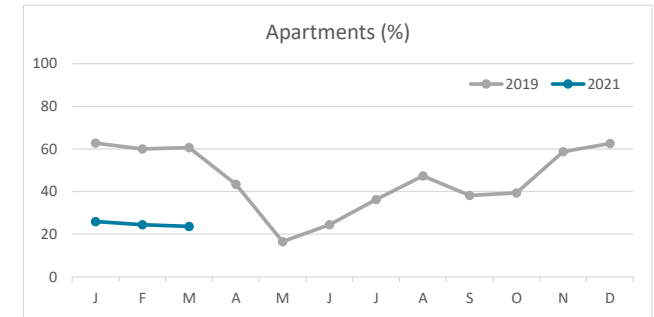
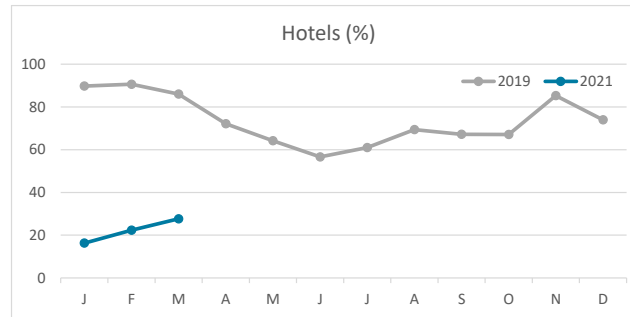
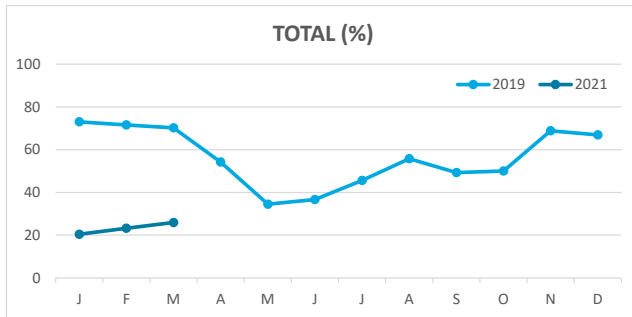
Note: LZ* (Lanzarote), FV* (Fuerteventura), GC* (Gran Canaria), TF* (Tenerife), LG* (La Gomera), LP* (La Palma) and EH* (El Hierro).
TOTAL does not coincide with the sum of hotel and non-hotel accommodations, since between April and June 2020 the breakdown by islands was not published.

Main tourist accommodation indicators

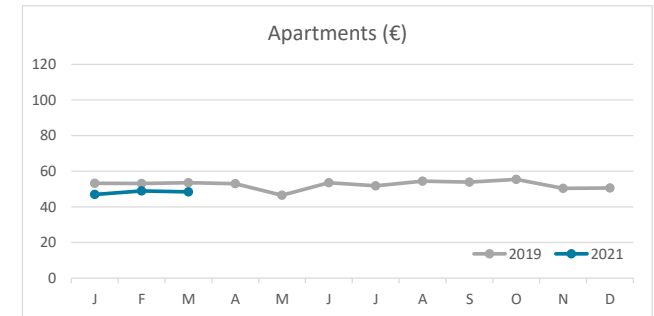
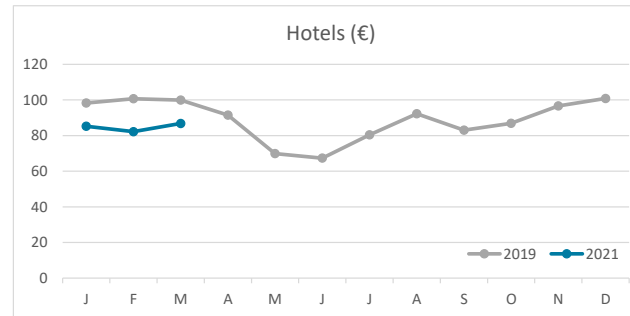
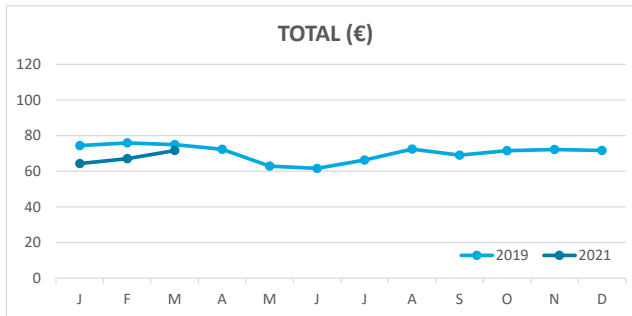
LA GOMERA (January - March 2021)



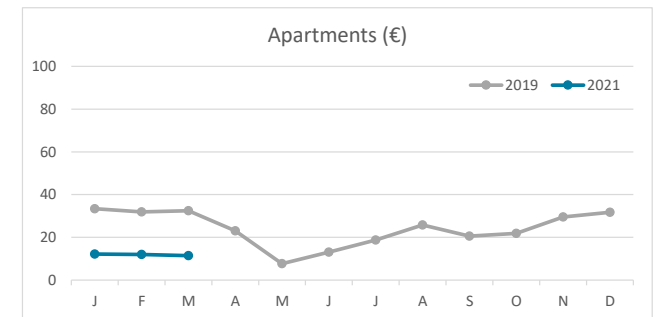
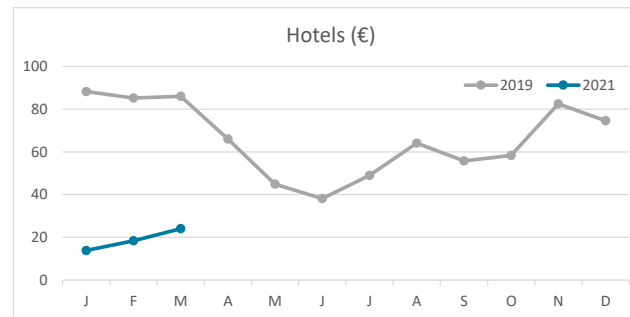
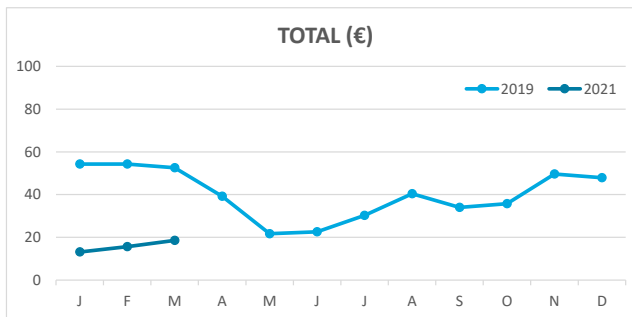
OCCUPANCY RATE PER ROOM / APARTMENT



ADR (Average Daily Rate)



REVPAR (Revenue Per Available Room)



Note: "Guests indicator" refers to number of guests checking in as new arrivals.
 Source: Encuestas de Alojamiento Turístico (ISTAC)