

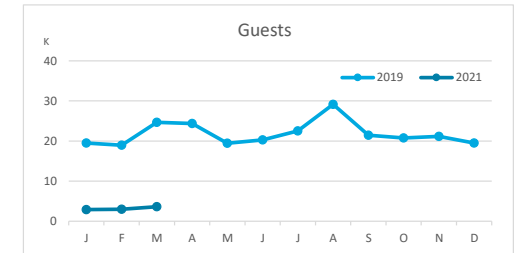
Main tourist accommodation indicators

LA PALMA (January - March 2021)



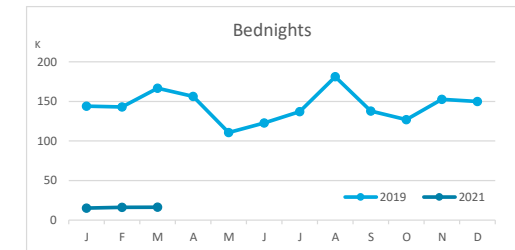
GUESTS BY ACCOMMODATION TYPE (*)

	Breakdown by accommodation type											
	TOTAL				Hotels				Apartments			
	Abroad	Mainland	Canary Islands	Total	Abroad	Mainland	Canary Islands	Total	Abroad	Mainland	Canary Islands	Total
Jan-Mar19	44,124	6,936	12,087	63,147	31,587	5,745	8,204	45,536	12,537	1,191	3,883	17,611
Jan-Mar21	3,292	3,026	3,216	9,534	1,774	2,629	1,656	6,059	1,518	397	1,560	3,475
Change	-40,832	-3,910	-8,871	-53,613	-29,813	-3,116	-6,548	-39,477	-11,019	-794	-2,323	-14,136
Change, %	-92.5%	-56.4%	-73.4%	-84.9%	-94.4%	-54.2%	-79.8%	-86.7%	-87.9%	-66.7%	-59.8%	-80.3%



BEDNIGHTS

	Breakdown by accommodation type											
	TOTAL				Hotels				Apartments			
	Abroad	Mainland	Canary Islands	Total	Abroad	Mainland	Canary Islands	Total	Abroad	Mainland	Canary Islands	Total
Jan-Mar19	379,151	30,894	43,497	453,542	233,975	23,389	20,300	277,664	145,176	7,505	23,197	175,878
Jan-Mar21	26,892	10,259	10,379	47,530	7,054	8,046	3,653	18,753	19,838	2,213	6,726	28,777
Change	-352,259	-20,635	-33,118	-406,012	-226,921	-15,343	-16,647	-258,911	-125,338	-5,292	-16,471	-147,101
Change, %	-92.9%	-66.8%	-76.1%	-89.5%	-97.0%	-65.6%	-82.0%	-93.2%	-86.3%	-70.5%	-71.0%	-83.6%

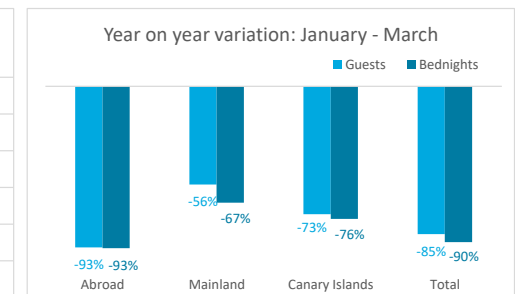
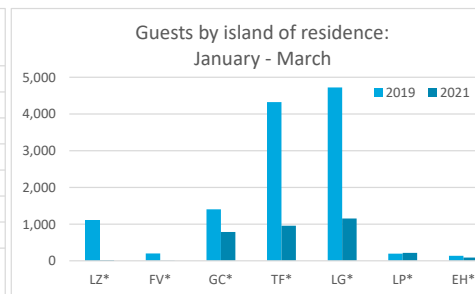
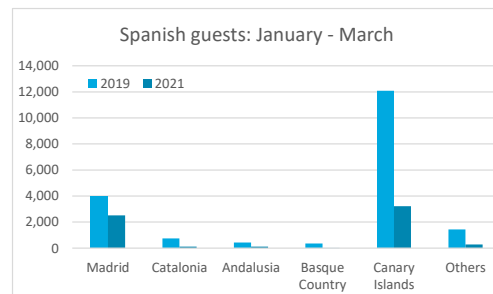
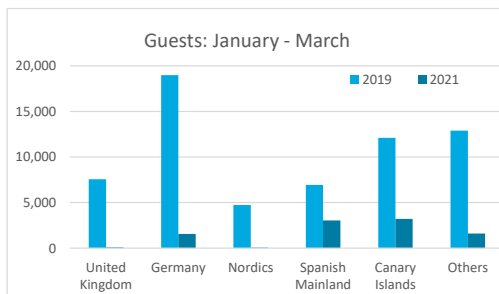


LENGTH OF STAY

	Breakdown by accommodation type											
	TOTAL				Hotels				Apartments			
	Abroad	Mainland	Canary Islands	Total	Abroad	Mainland	Canary Islands	Total	Abroad	Mainland	Canary Islands	Total
Jan-Mar19	8.6	4.5	3.6	7.2	7.4	4.1	2.5	6.1	11.6	6.3	6.0	10.0
Jan-Mar21	8.2	3.4	3.2	5.0	4.0	3.1	2.2	3.1	13.1	5.6	4.3	8.3
Change	-0.4	-1.1	-0.4	-2.2	-3.4	-1.0	-0.3	-3.0	1.5	-0.7	-1.7	-1.7



GUESTS AND BEDNIGHTS BY PLACE OF RESIDENCE



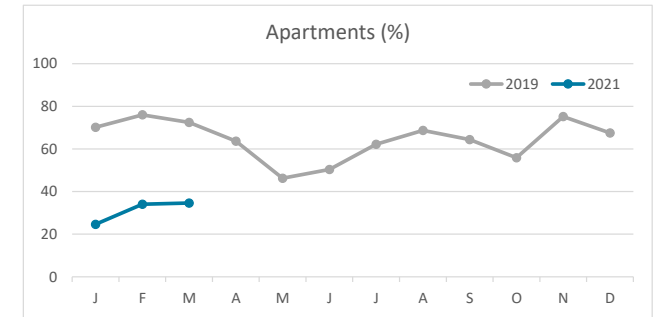
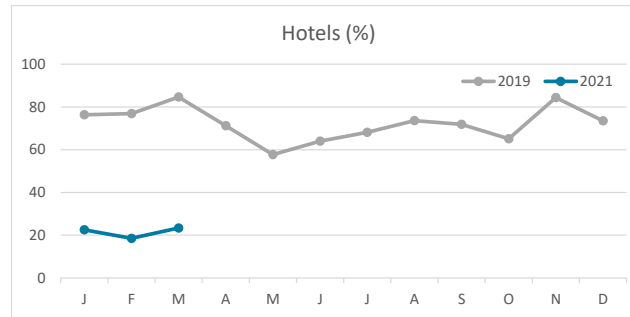
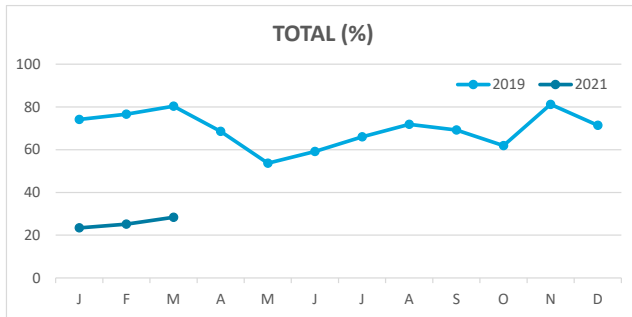
Note: LZ* (Lanzarote), FV* (Fuerteventura), GC* (Gran Canaria), TF* (Tenerife), LG* (La Gomera), LP* (La Palma) and EH* (El Hierro).
TOTAL does not coincide with the sum of hotel and non-hotel accommodations, since between April and June 2020 the breakdown by islands was not published.

Main tourist accommodation indicators

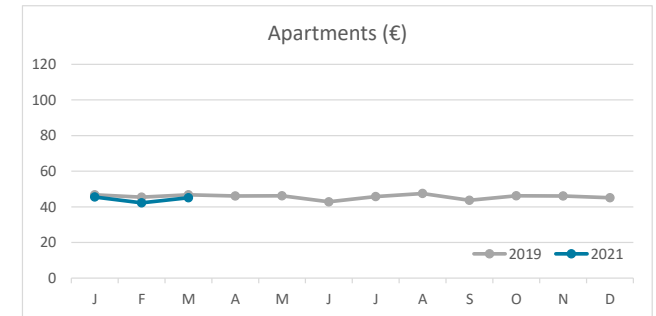
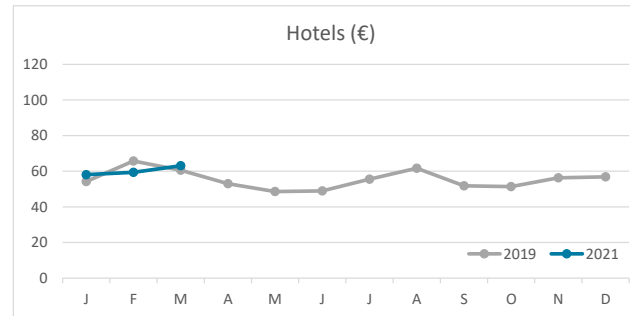
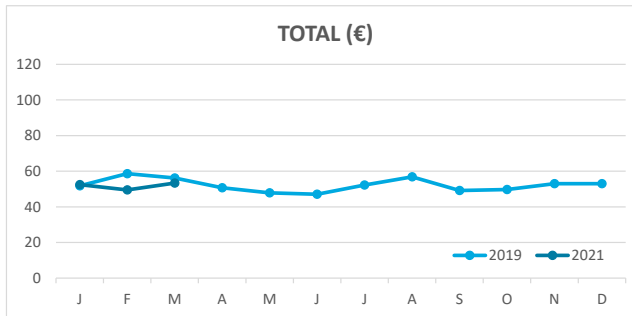
LA PALMA (January - March 2021)



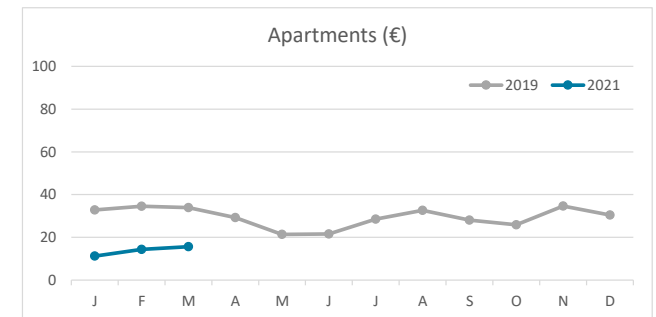
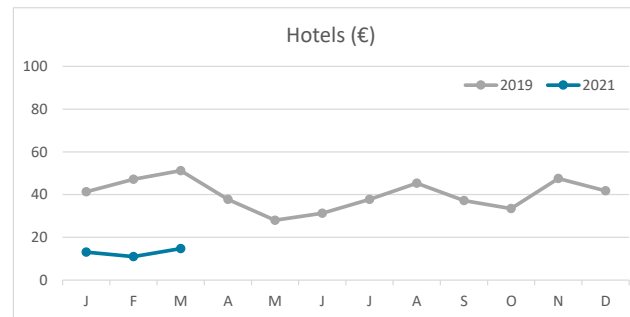
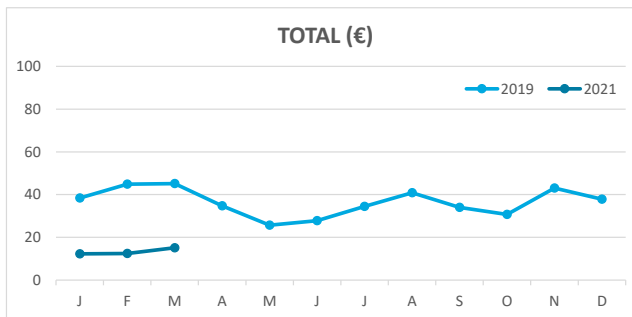
OCCUPANCY RATE PER ROOM / APARTMENT



ADR (Average Daily Rate)



REVPAR (Revenue Per Available Room)



Note: "Guests indicator" refers to number of guests checking in as new arrivals.
 Source: Encuestas de Alojamiento Turístico (ISTAC)