

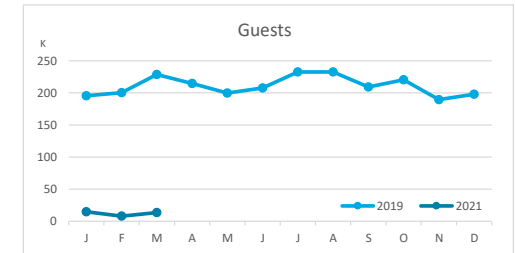
Main tourist accommodation indicators

LANZAROTE (January - March 2021)



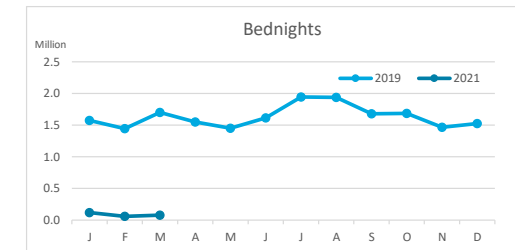
GUESTS BY ACCOMMODATION TYPE (*)

	Breakdown by accommodation type											
	TOTAL				Hotels				Apartments			
	Abroad	Mainland	Canary Islands	Total	Abroad	Mainland	Canary Islands	Total	Abroad	Mainland	Canary Islands	Total
Jan-Mar19	563,513	38,769	22,589	624,871	364,066	31,004	13,495	408,565	199,447	7,765	9,094	216,306
Jan-Mar21	17,398	9,609	9,079	36,086	12,803	7,598	4,750	25,151	4,595	2,011	4,329	10,935
Change	-546,115	-29,160	-13,510	-588,785	-351,263	-23,406	-8,745	-383,414	-194,852	-5,754	-4,765	-205,371
Change, %	-96.9%	-75.2%	-59.8%	-94.2%	-96.5%	-75.5%	-64.8%	-93.8%	-97.7%	-74.1%	-52.4%	-94.9%



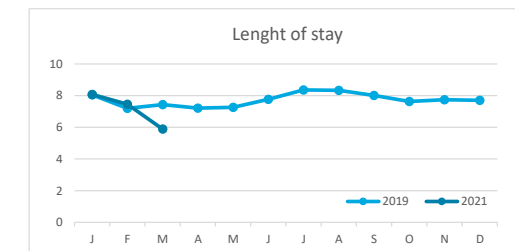
BEDNIGHTS

	Breakdown by accommodation type											
	TOTAL				Hotels				Apartments			
	Abroad	Mainland	Canary Islands	Total	Abroad	Mainland	Canary Islands	Total	Abroad	Mainland	Canary Islands	Total
Jan-Mar19	4,419,719	199,939	98,276	4,717,934	2,642,703	157,709	40,665	2,841,077	1,777,016	42,230	57,611	1,876,857
Jan-Mar21	165,407	57,569	34,260	257,236	104,438	47,233	12,885	164,556	60,969	10,336	21,375	92,680
Change	-4,254,312	-142,370	-64,016	-4,460,698	-2,538,265	-110,476	-27,780	-2,676,521	-1,716,047	-31,894	-36,236	-1,784,177
Change, %	-96.3%	-71.2%	-65.1%	-94.5%	-96.0%	-70.1%	-68.3%	-94.2%	-96.6%	-75.5%	-62.9%	-95.1%

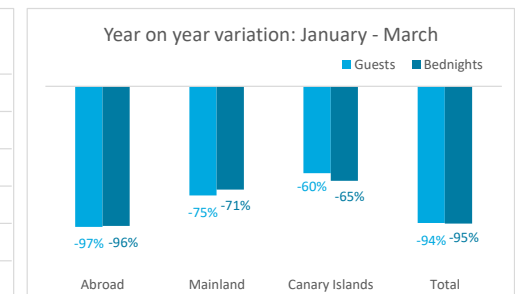
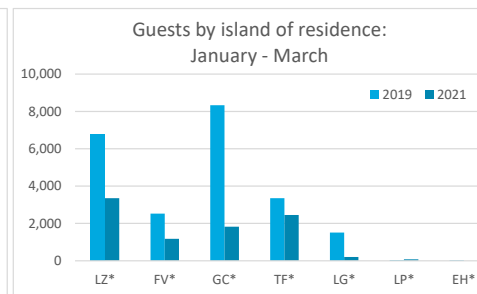
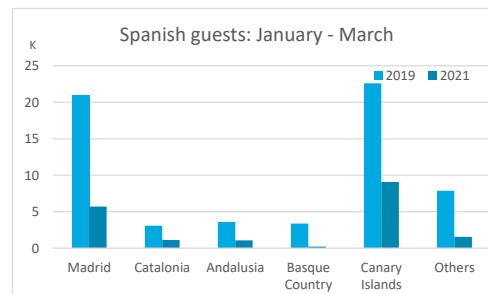
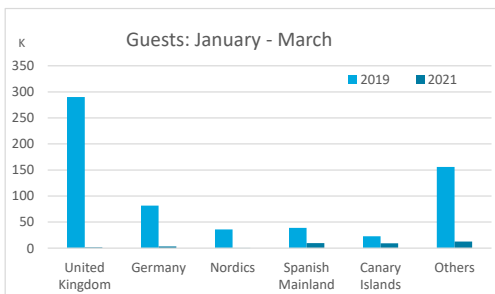


LENGHT OF STAY

	Breakdown by accommodation type											
	TOTAL				Hotels				Apartments			
	Abroad	Mainland	Canary Islands	Total	Abroad	Mainland	Canary Islands	Total	Abroad	Mainland	Canary Islands	Total
Jan-Mar19	7.8	5.2	4.4	7.6	7.3	5.1	3.0	7.0	8.9	5.4	6.3	8.7
Jan-Mar21	9.5	6.0	3.8	7.1	8.2	6.2	2.7	6.5	13.3	5.1	4.9	8.5
Change	1.7	0.8	-0.6	-0.4	0.9	1.1	-0.3	-0.4	4.4	-0.3	-1.4	-0.2



GUESTS AND BEDNIGHTS BY PLACE OF RESIDENCE

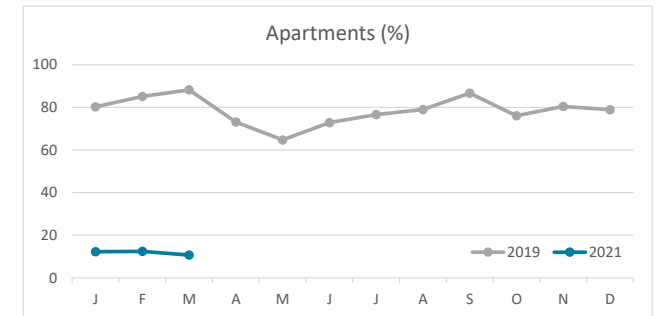
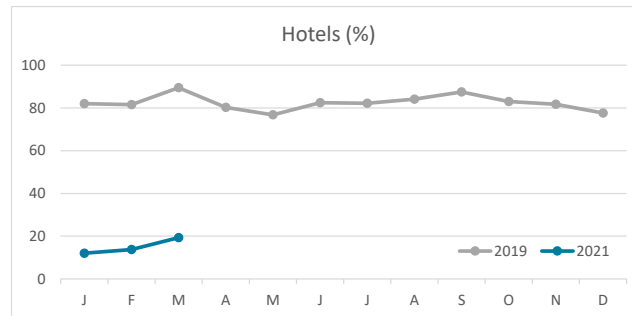
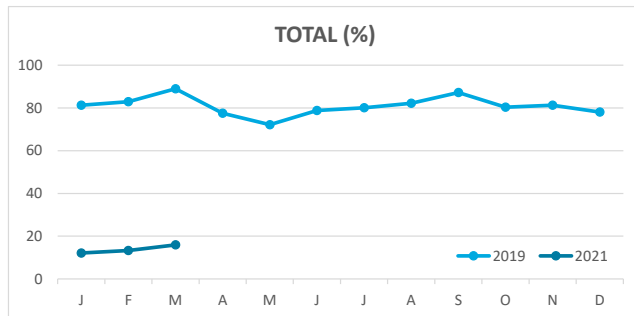


Note: LZ* (Lanzarote), FV* (Fuerteventura), GC* (Gran Canaria), TF* (Tenerife), LG* (La Gomera), LP* (La Palma) and EH* (El Hierro).
TOTAL does not coincide with the sum of hotel and non-hotel accommodations, since between April and June 2020 the breakdown by islands was not published.

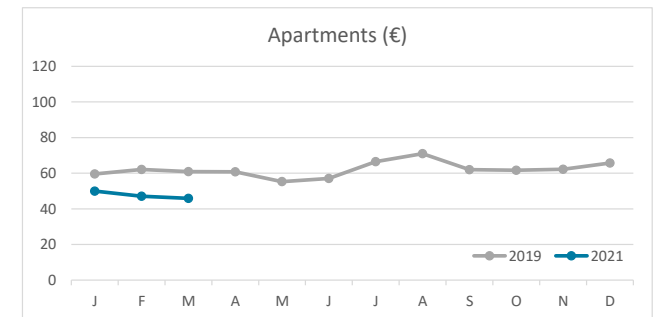
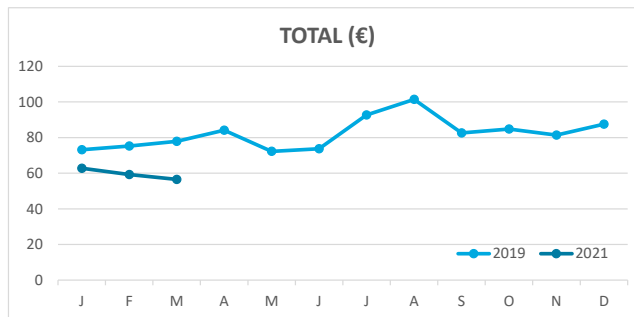
Main tourist accommodation indicators LANZAROTE (January - March 2021)



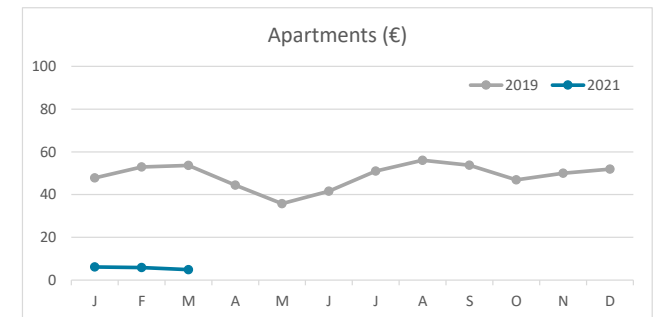
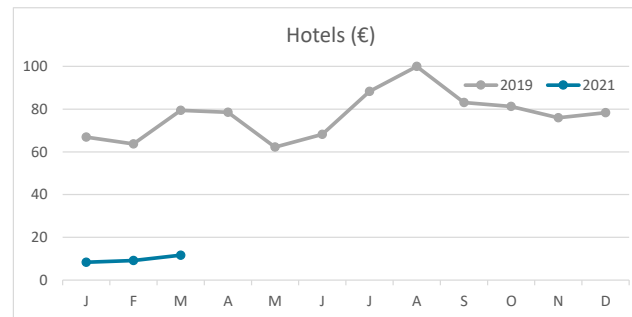
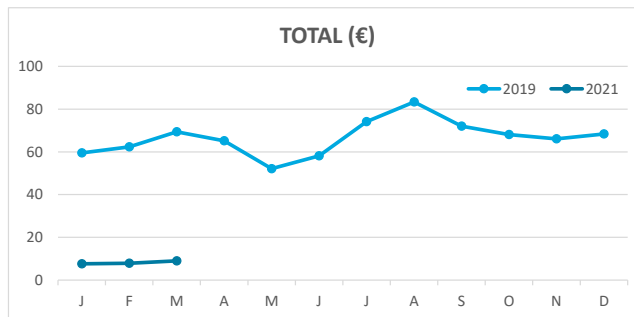
OCCUPANCY RATE PER ROOM / APARTMENT



ADR (Average Daily Rate)



REVPAR (Revenue Per Available Room)



Note: "Guests indicator" refers to number of guests checking in as new arrivals.
Source: Encuestas de Alojamiento Turístico (ISTAC)