

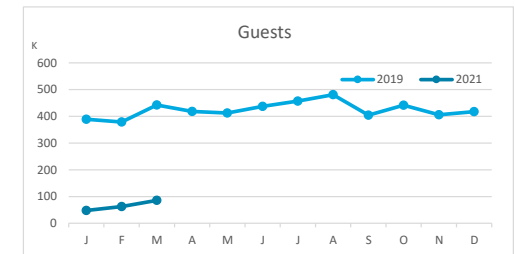
Main tourist accommodation indicators

TENERIFE (January - March 2021)



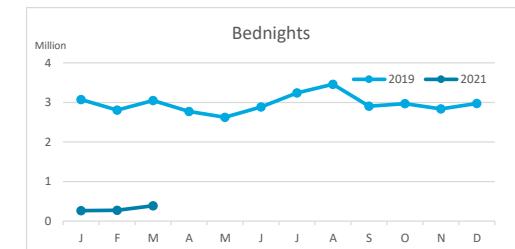
GUESTS BY ACCOMMODATION TYPE (*)

	Breakdown by accommodation type											
	TOTAL				Hotels				Apartments			
	Abroad	Mainland	Canary Islands	Total	Abroad	Mainland	Canary Islands	Total	Abroad	Mainland	Canary Islands	Total
Jan-Mar19	1,029,677	110,215	70,663	1,210,555	728,044	97,891	56,309	882,244	301,633	12,324	14,354	328,311
Jan-Mar21	98,169	27,070	70,579	195,818	69,671	24,829	53,826	148,326	28,498	2,241	16,753	47,492
Change	-931,508	-83,145	-84	-1,014,737	-658,373	-73,062	-2,483	-733,918	-273,135	-10,083	2,399	-280,819
Change, %	-90.5%	-75.4%	-0.1%	-83.8%	-90.4%	-74.6%	-4.4%	-83.2%	-90.6%	-81.8%	16.7%	-85.5%



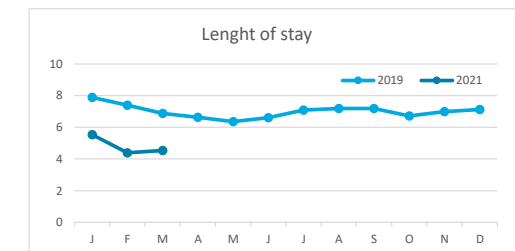
BEDNIGHTS

	Breakdown by accommodation type											
	TOTAL				Hotels				Apartments			
	Abroad	Mainland	Canary Islands	Total	Abroad	Mainland	Canary Islands	Total	Abroad	Mainland	Canary Islands	Total
Jan-Mar19	8,113,159	559,965	247,943	8,921,067	5,464,071	490,766	181,064	6,135,901	2,649,088	69,199	66,879	2,785,166
Jan-Mar21	667,779	97,871	161,624	927,274	460,089	86,036	122,928	669,053	207,690	11,835	38,696	258,221
Change	-7,445,380	-462,094	-86,319	-7,993,793	-5,003,982	-404,730	-58,136	-5,466,848	-2,441,398	-57,364	-28,183	-2,526,945
Change, %	-91.8%	-82.5%	-34.8%	-89.6%	-91.6%	-82.5%	-32.1%	-89.1%	-92.2%	-82.9%	-42.1%	-90.7%

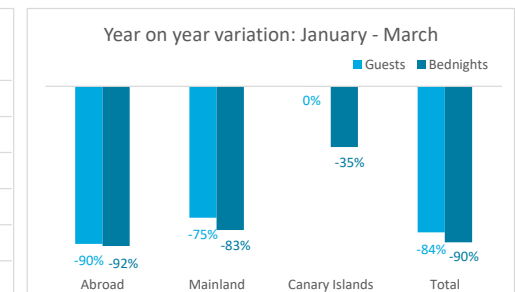
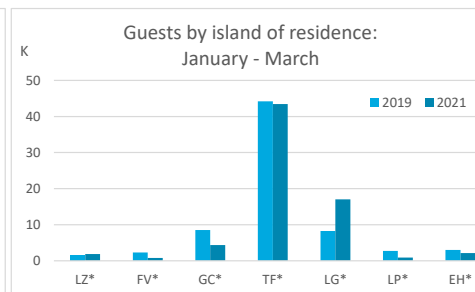
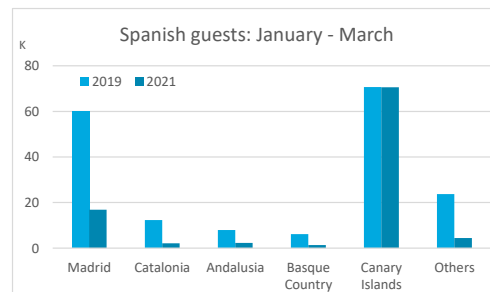
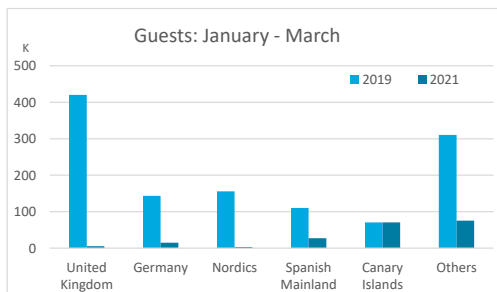


LENGHT OF STAY

	Breakdown by accommodation type											
	TOTAL				Hotels				Apartments			
	Abroad	Mainland	Canary Islands	Total	Abroad	Mainland	Canary Islands	Total	Abroad	Mainland	Canary Islands	Total
Jan-Mar19	7.9	5.1	3.5	7.4	7.5	5.0	3.2	7.0	8.8	5.6	4.7	8.5
Jan-Mar21	6.8	3.6	2.3	4.7	6.6	3.5	2.3	4.5	7.3	5.3	2.3	5.4
Change	-1.1	-1.5	-1.2	-2.6	-0.9	-1.5	-0.9	-2.4	-1.5	-0.3	-2.3	-3.0



GUESTS AND BEDNIGHTS BY PLACE OF RESIDENCE



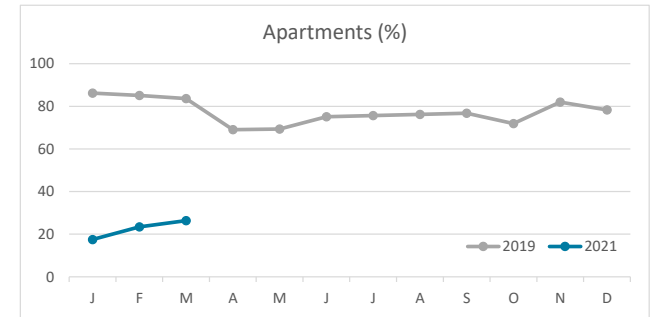
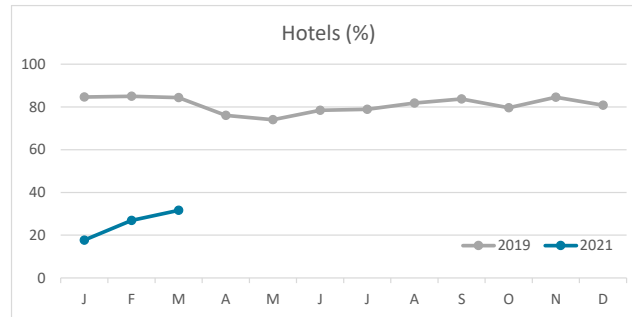
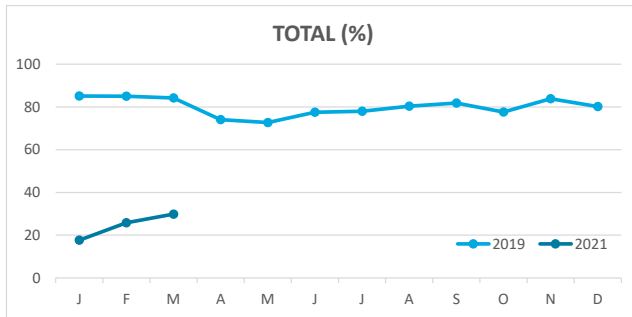
Note: LZ* (Lanzarote), FV* (Fuerteventura), GC* (Gran Canaria), TF* (Tenerife), LG* (La Gomera), LP* (La Palma) and EH* (El Hierro).
TOTAL does not coincide with the sum of hotel and non-hotel accommodations, since between April and June 2020 the breakdown by islands was not published.

Main tourist accommodation indicators

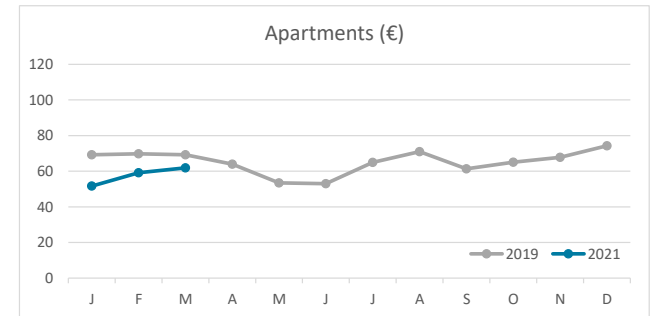
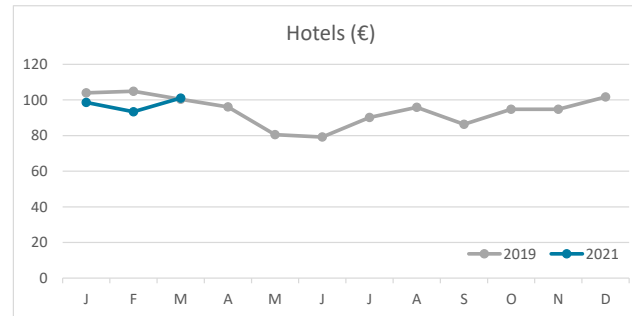
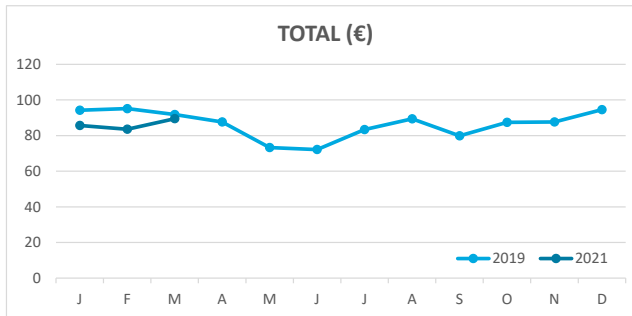
TENERIFE (January - March 2021)



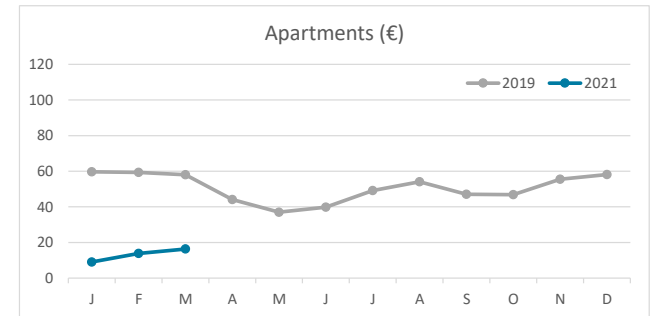
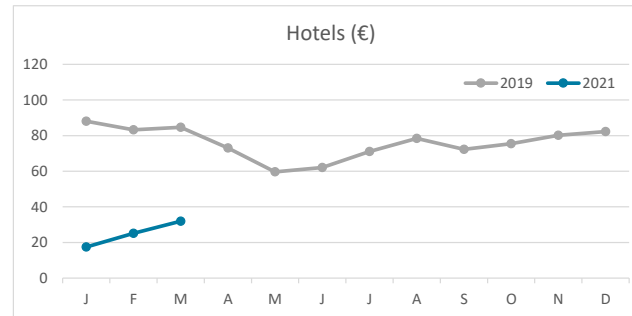
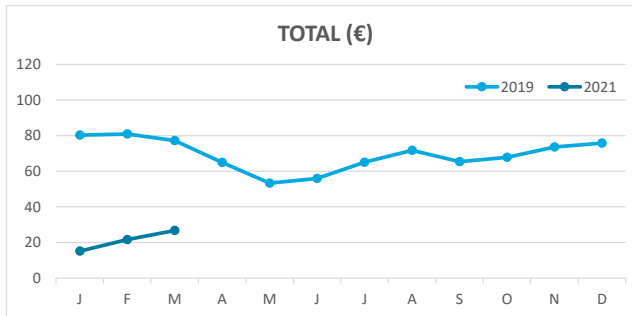
OCCUPANCY RATE PER ROOM / APARTMENT



ADR (Average Daily Rate)



REVPAR (Revenue Per Available Room)



Note: "Guests indicator" refers to number of guests checking in as new arrivals.
 Source: Encuestas de Alojamiento Turístico (ISTAC)