


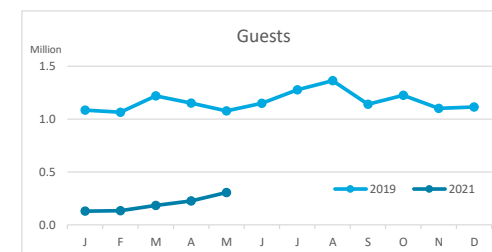
# Main tourist accommodation indicators

## CANARY ISLANDS (January - May 2021)



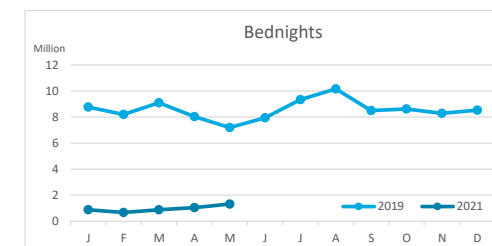
### GUESTS BY ACCOMMODATION TYPE (\*)

	TOTAL				Breakdown by accommodation type							
					Hotels				Apartments			
	Abroad	Mainland	Canary Islands	Total	Abroad	Mainland	Canary Islands	Total	Abroad	Mainland	Canary Islands	Total
Jan-May19	4,532,849	536,516	529,336	<b>5,598,701</b>	3,209,093	415,012	351,705	<b>3,975,810</b>	1,323,756	121,504	177,631	<b>1,622,891</b>
Jan-May21	442,840	169,449	366,388	<b>978,677</b>	341,909	144,629	265,942	<b>752,480</b>	100,931	24,820	100,446	<b>226,197</b>
Change	-4,090,009	-367,067	-162,948	<b>-4,620,024</b>	-2,867,184	-270,383	-85,763	<b>-3,223,330</b>	-1,222,825	-96,684	-77,185	<b>-1,396,694</b>
Change, %	-90.2%	-68.4%	-30.8%	<b>-82.5%</b>	-89.3%	-65.2%	-24.4%	<b>-81.1%</b>	-92.4%	-79.6%	-43.5%	<b>-86.1%</b>



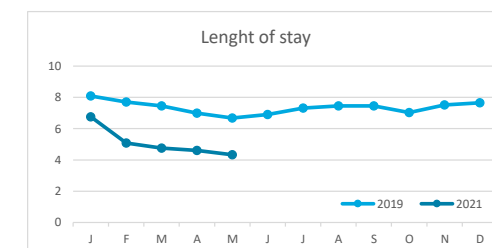
### BEDNIGHTS

	TOTAL				Breakdown by accommodation type							
					Hotels				Apartments			
	Abroad	Mainland	Canary Islands	Total	Abroad	Mainland	Canary Islands	Total	Abroad	Mainland	Canary Islands	Total
Jan-May19	36,978,746	2,614,348	1,716,218	<b>41,309,312</b>	24,546,457	1,961,576	1,010,175	<b>27,518,208</b>	12,432,289	652,772	706,043	<b>13,791,104</b>
Jan-May21	3,156,368	637,349	1,001,176	<b>4,794,893</b>	2,340,653	523,364	694,746	<b>3,558,763</b>	815,715	113,985	306,430	<b>1,236,130</b>
Change	-33,822,378	-1,976,999	-715,042	<b>-36,514,419</b>	-22,205,804	-1,438,212	-315,429	<b>-23,959,445</b>	-11,616,574	-538,787	-399,613	<b>-12,554,974</b>
Change, %	-91.5%	-75.6%	-41.7%	<b>-88.4%</b>	-90.5%	-73.3%	-31.2%	<b>-87.1%</b>	-93.4%	-82.5%	-56.6%	<b>-91.0%</b>

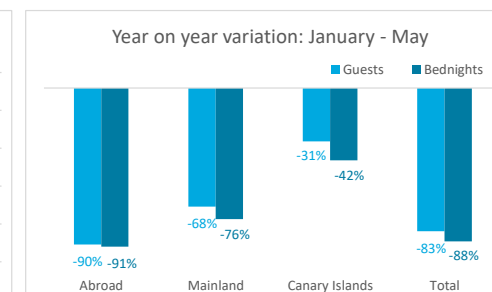
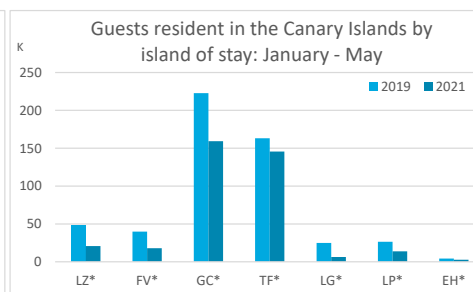
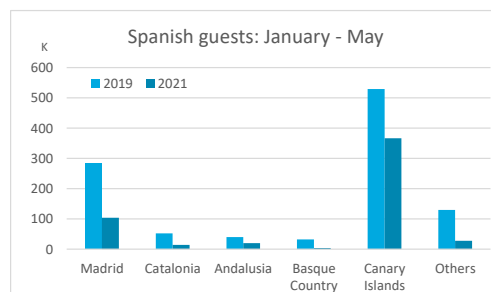
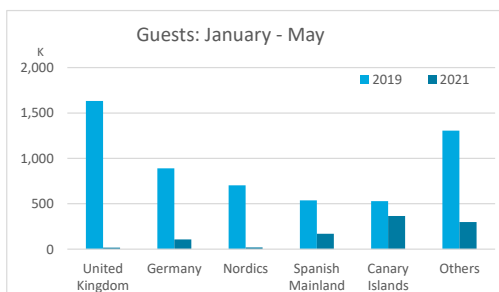


### LENGHT OF STAY

	TOTAL				Breakdown by accommodation type							
					Hotels				Apartments			
	Abroad	Mainland	Canary Islands	Total	Abroad	Mainland	Canary Islands	Total	Abroad	Mainland	Canary Islands	Total
Jan-May19	8.2	4.9	3.2	<b>7.4</b>	7.6	4.7	2.9	<b>6.9</b>	9.4	5.4	4.0	<b>8.5</b>
Jan-May21	7.1	3.8	2.7	<b>4.9</b>	6.8	3.6	2.6	<b>4.7</b>	8.1	4.6	3.1	<b>5.5</b>
Change	-1.0	-1.1	-0.5	<b>-2.5</b>	-0.8	-1.1	-0.3	<b>-2.2</b>	-1.3	-0.8	-0.9	<b>-3.0</b>



### GUESTS AND BEDNIGHTS BY PLACE OF RESIDENCE



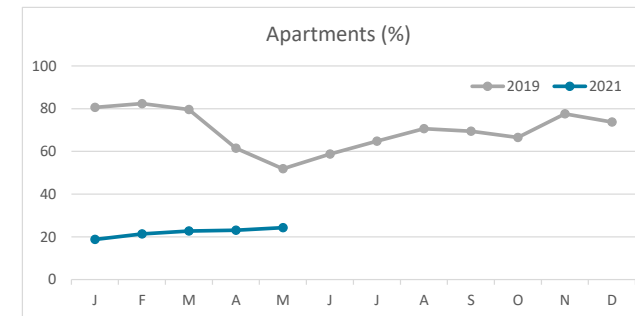
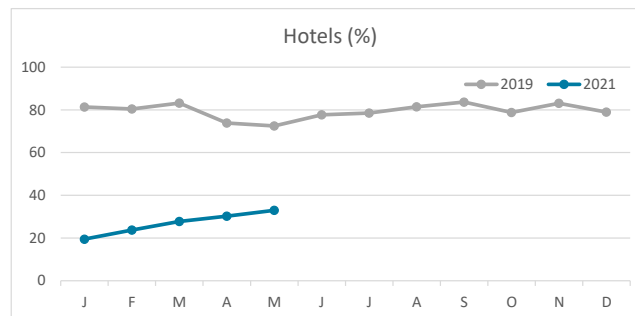
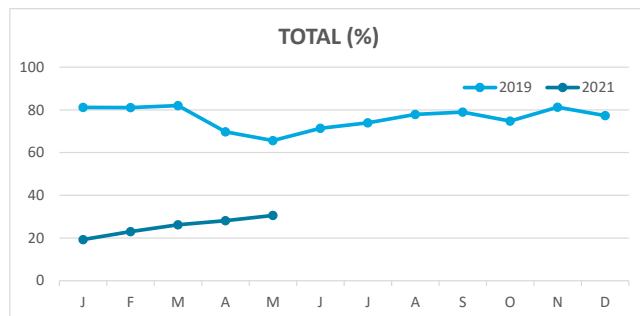
Note: LZ\* (Lanzarote), FV\* (Fuerteventura), GC\* (Gran Canaria), TF\* (Tenerife), LG\* (La Gomera), LP\* (La Palma) and EH\* (El Hierro).  
TOTAL does not coincide with the sum of hotel and non-hotel accommodations, since only aggregate data was published in April 2020.

# Main tourist accommodation indicators

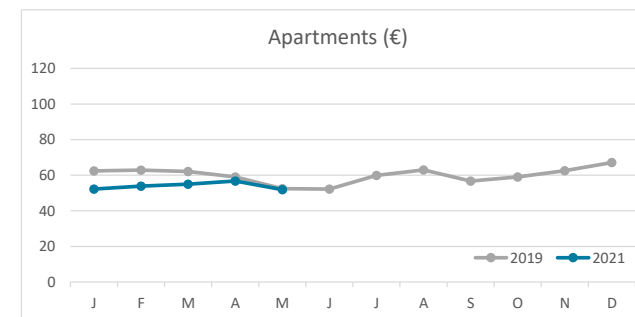
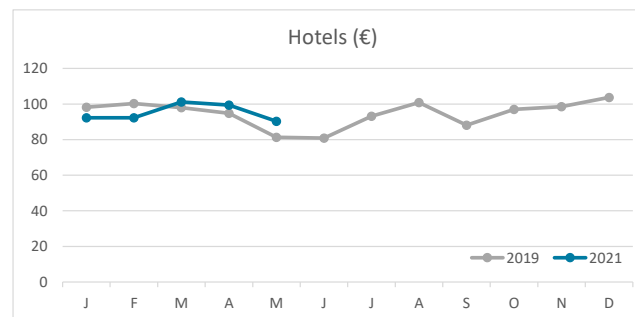
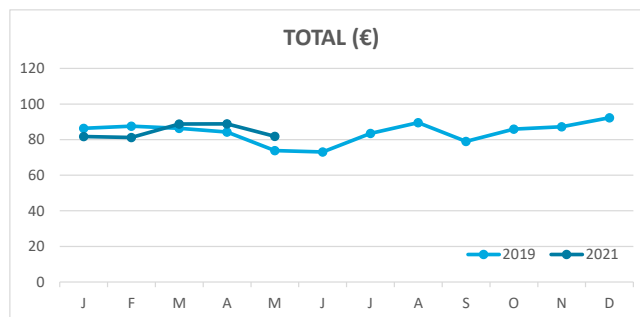
## CANARY ISLANDS (January - May 2021)



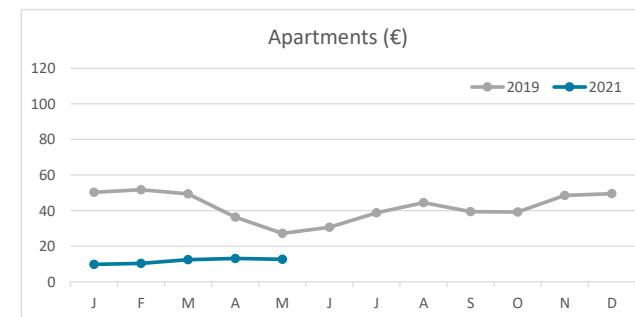
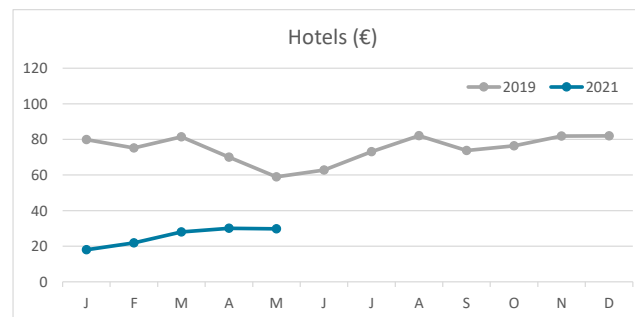
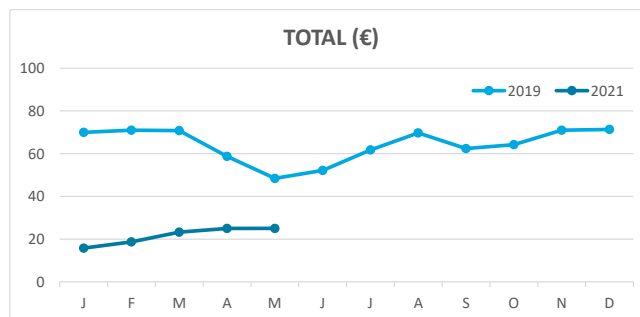
### OCCUPANCY RATE PER ROOM / APARTMENT



### ADR (Average Daily Rate)



### REVPAR (Revenue Per Available Room)



Note: "Guests indicator" refers to number of guests checking in as new arrivals.  
Source: Encuestas de Alojamiento Turístico (ISTAC)