

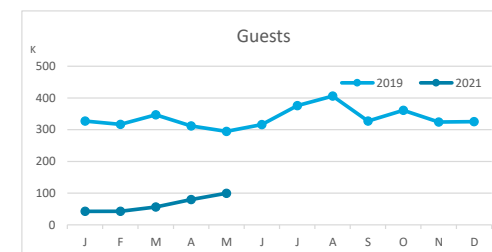
Main tourist accommodation indicators

GRAN CANARIA (January - May 2021)



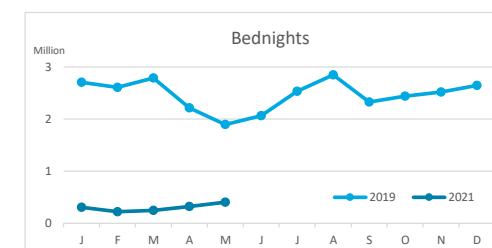
GUESTS BY ACCOMMODATION TYPE (*)

	TOTAL				Breakdown by accommodation type							
	Abroad	Mainland	Canary Islands	Total	Hotels				Apartments			
	Abroad	Mainland	Canary Islands	Total	Abroad	Mainland	Canary Islands	Total	Abroad	Mainland	Canary Islands	Total
Jan-May19	1,203,502	171,047	222,755	1,597,304	821,451	112,047	135,041	1,068,539	382,051	59,000	87,714	528,765
Jan-May21	114,006	47,675	159,314	320,995	91,924	42,598	119,286	253,808	22,082	5,077	40,028	67,187
Change	-1,089,496	-123,372	-63,441	-1,276,309	-729,527	-69,449	-15,755	-814,731	-359,969	-53,923	-47,686	-461,578
Change, %	-90.5%	-72.1%	-28.5%	-79.9%	-88.8%	-62.0%	-11.7%	-76.2%	-94.2%	-91.4%	-54.4%	-87.3%



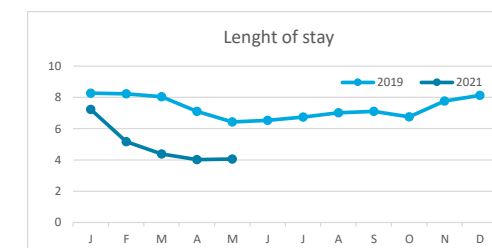
BEDNIGHTS

	TOTAL				Breakdown by accommodation type							
	Abroad	Mainland	Canary Islands	Total	Hotels				Apartments			
	Abroad	Mainland	Canary Islands	Total	Abroad	Mainland	Canary Islands	Total	Abroad	Mainland	Canary Islands	Total
Jan-May19	10,729,887	784,478	701,695	12,216,060	6,650,608	457,548	375,111	7,483,267	4,079,279	326,930	326,584	4,732,793
Jan-May21	860,082	163,671	477,247	1,501,000	637,658	137,602	349,574	1,124,834	222,424	26,069	127,673	376,166
Change	-9,869,805	-620,807	-224,448	-10,715,060	-6,012,950	-319,946	-25,537	-6,358,433	-3,856,855	-300,861	-198,911	-4,356,627
Change, %	-92.0%	-79.1%	-32.0%	-87.7%	-90.4%	-69.9%	-6.8%	-85.0%	-94.5%	-92.0%	-60.9%	-92.1%

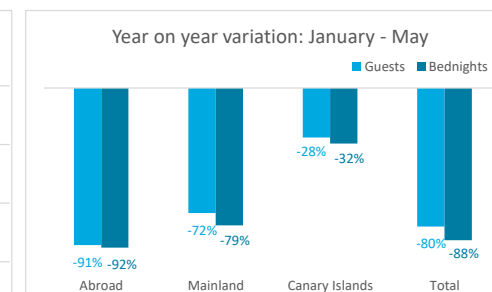
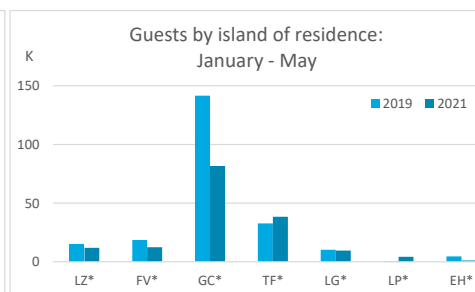
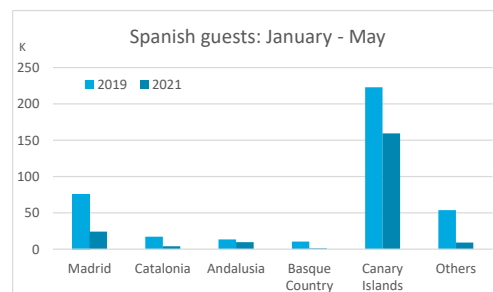
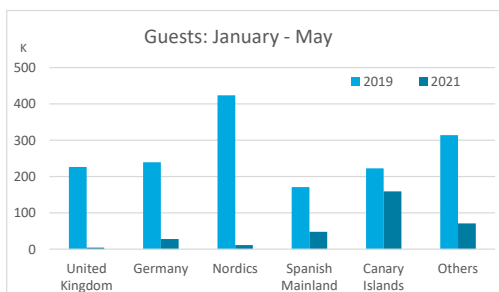


LENGHT OF STAY

	TOTAL				Breakdown by accommodation type							
	Abroad	Mainland	Canary Islands	Total	Hotels				Apartments			
	Abroad	Mainland	Canary Islands	Total	Abroad	Mainland	Canary Islands	Total	Abroad	Mainland	Canary Islands	Total
Jan-May19	8.9	4.6	3.2	7.6	8.1	4.1	2.8	7.0	10.7	5.5	3.7	9.0
Jan-May21	7.5	3.4	3.0	4.7	6.9	3.2	2.9	4.4	10.1	5.1	3.2	5.6
Change	-1.4	-1.2	-0.2	-3.0	-1.2	-0.9	0.2	-2.6	-0.6	-0.4	-0.5	-3.4




GUESTS AND BEDNIGHTS BY PLACE OF RESIDENCE

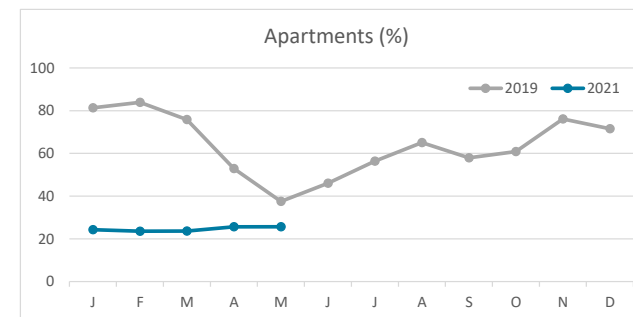
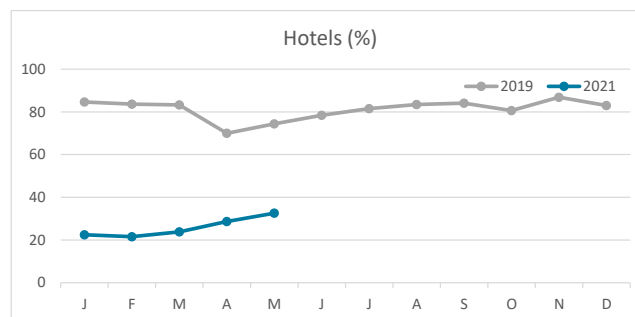
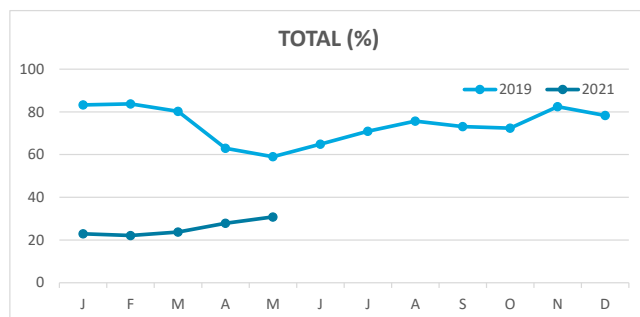


Note: LZ* (Lanzarote), FV* (Fuerteventura), GC* (Gran Canaria), TF* (Tenerife), LG* (La Gomera), LP* (La Palma) and EH* (El Hierro).
TOTAL does not coincide with the sum of hotel and non-hotel accommodations, since between April and June 2020 the breakdown by islands was not published.

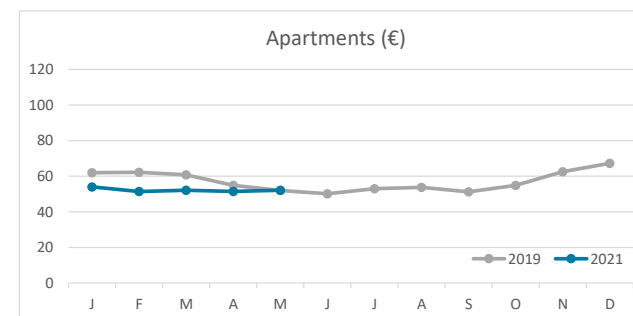
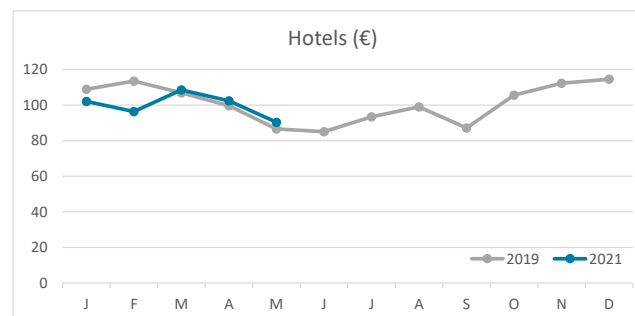
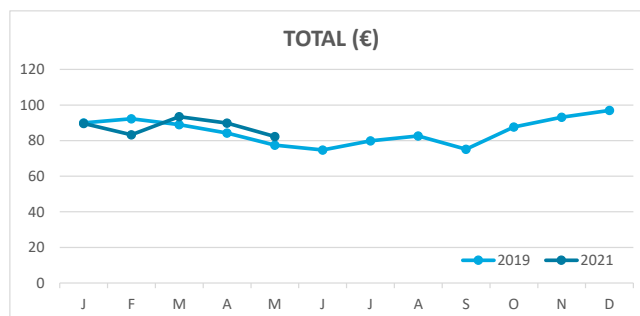
Main tourist accommodation indicators GRAN CANARIA (January - May 2021)



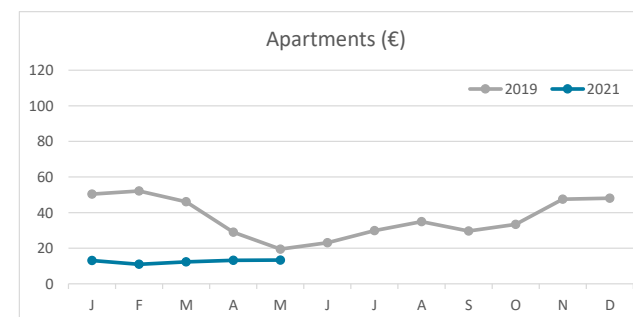
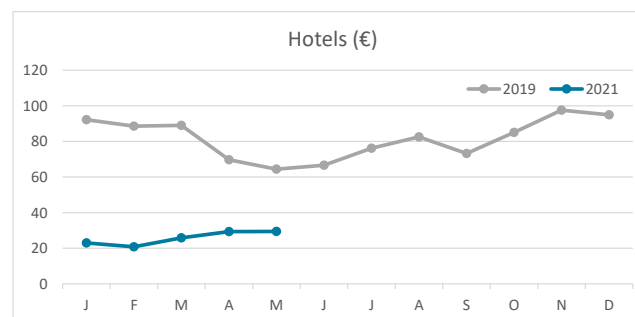
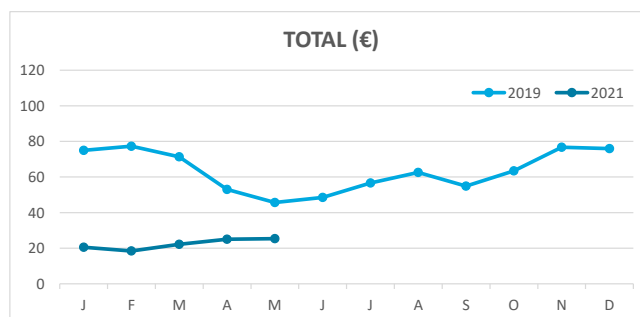
OCCUPANCY RATE PER ROOM / APARTMENT



ADR (Average Daily Rate)



REVPAR (Revenue Per Available Room)



Note: "Guests indicator" refers to number of guests checking in as new arrivals.
Source: Encuestas de Alojamiento Turístico (ISTAC)