


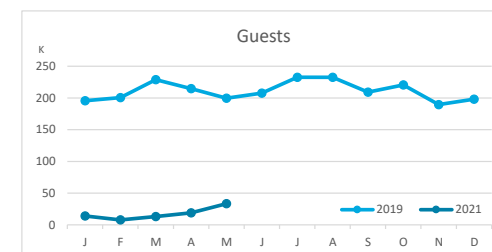
Main tourist accommodation indicators

LANZAROTE (January - May 2021)



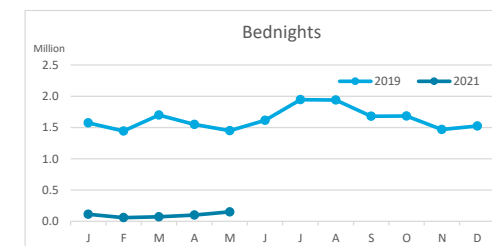
GUESTS BY ACCOMMODATION TYPE (*)

	TOTAL				Breakdown by accommodation type							
					Hotels				Apartments			
	Abroad	Mainland	Canary Islands	Total	Abroad	Mainland	Canary Islands	Total	Abroad	Mainland	Canary Islands	Total
Jan-May19	913,824	77,251	48,262	1,039,337	604,156	62,893	26,484	693,533	309,668	14,358	21,778	345,804
Jan-May21	40,559	25,911	20,731	87,201	30,336	20,023	12,428	62,787	10,223	5,888	8,303	24,414
Change	-873,265	-51,340	-27,531	-952,136	-573,820	-42,870	-14,056	-630,746	-299,445	-8,470	-13,475	-321,390
Change, %	-95.6%	-66.5%	-57.0%	-91.6%	-95.0%	-68.2%	-53.1%	-90.9%	-96.7%	-59.0%	-61.9%	-92.9%



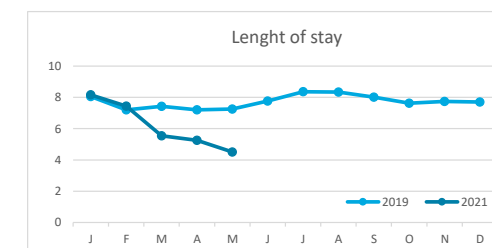
BEDNIGHTS

	TOTAL				Breakdown by accommodation type							
					Hotels				Apartments			
	Abroad	Mainland	Canary Islands	Total	Abroad	Mainland	Canary Islands	Total	Abroad	Mainland	Canary Islands	Total
Jan-May19	7,140,416	393,065	183,917	7,717,398	4,408,182	315,228	76,191	4,799,601	2,732,234	77,837	107,726	2,917,797
Jan-May21	303,468	128,777	62,236	494,481	206,237	98,395	29,054	333,686	97,231	30,382	33,182	160,795
Change	-6,836,948	-264,288	-121,681	-7,222,917	-4,201,945	-216,833	-47,137	-4,465,915	-2,635,003	-47,455	-74,544	-2,757,002
Change, %	-95.7%	-67.2%	-66.2%	-93.6%	-95.3%	-68.8%	-61.9%	-93.0%	-96.4%	-61.0%	-69.2%	-94.5%

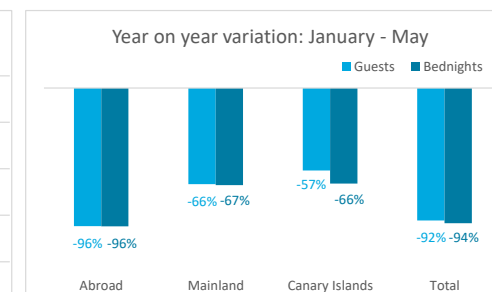
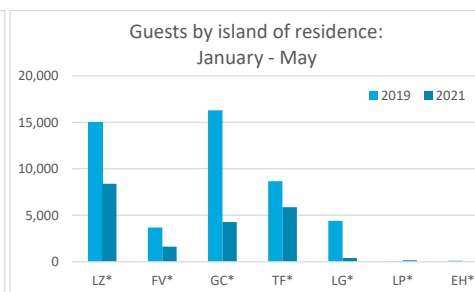
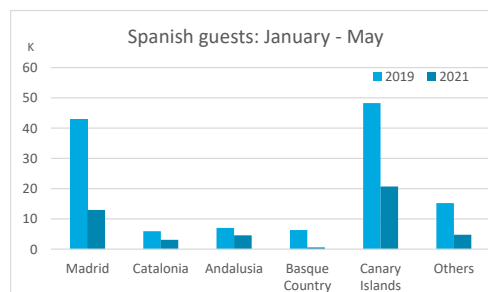
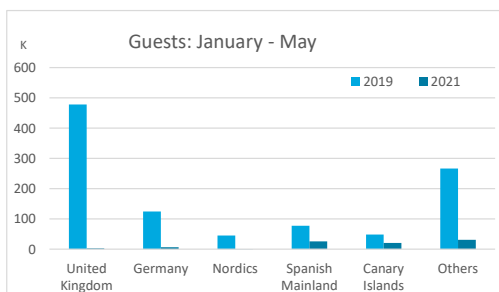


LENGHT OF STAY

	TOTAL				Breakdown by accommodation type							
					Hotels				Apartments			
	Abroad	Mainland	Canary Islands	Total	Abroad	Mainland	Canary Islands	Total	Abroad	Mainland	Canary Islands	Total
Jan-May19	7.8	5.1	3.8	7.4	7.3	5.0	2.9	6.9	8.8	5.4	4.9	8.4
Jan-May21	7.5	5.0	3.0	5.7	6.8	4.9	2.3	5.3	9.5	5.2	4.0	6.6
Change	-0.3	-0.1	-0.8	-1.8	-0.5	-0.1	-0.5	-1.6	0.7	-0.3	-1.0	-1.9




GUESTS AND BEDNIGHTS BY PLACE OF RESIDENCE



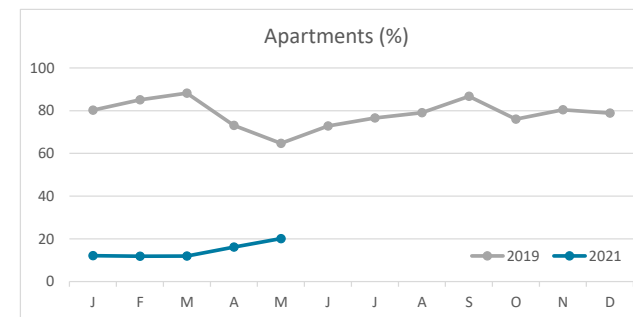
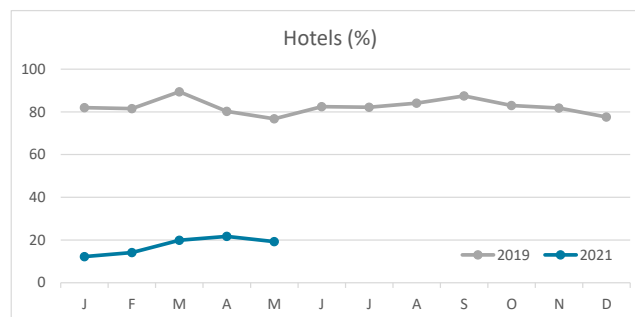
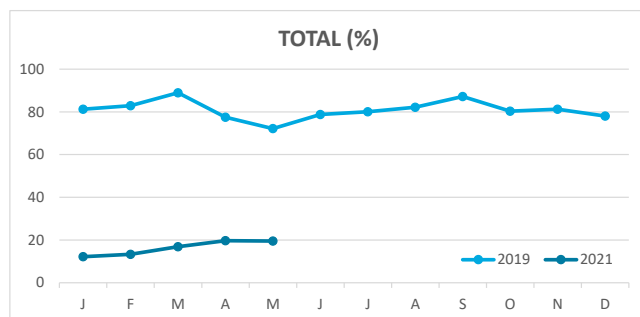
Note: LZ* (Lanzarote), FV* (Fuerteventura), GC* (Gran Canaria), TF* (Tenerife), LG* (La Gomera), LP* (La Palma) and EH* (El Hierro).
TOTAL does not coincide with the sum of hotel and non-hotel accommodations, since between April and June 2020 the breakdown by islands was not published.

Main tourist accommodation indicators

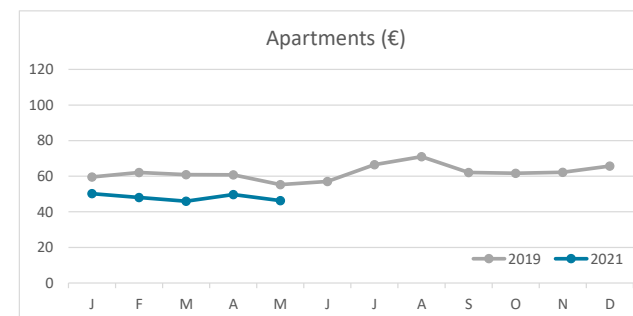
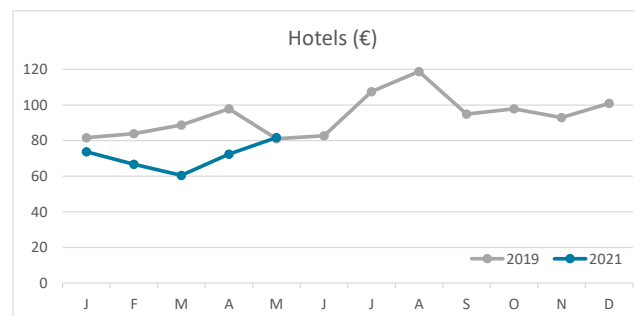
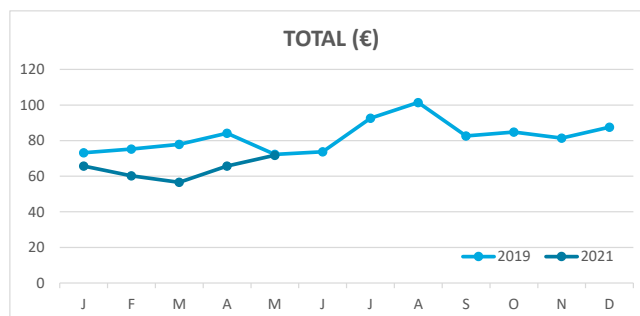
LANZAROTE (January - May 2021)



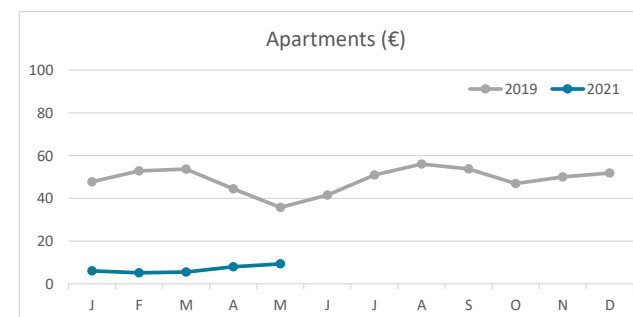
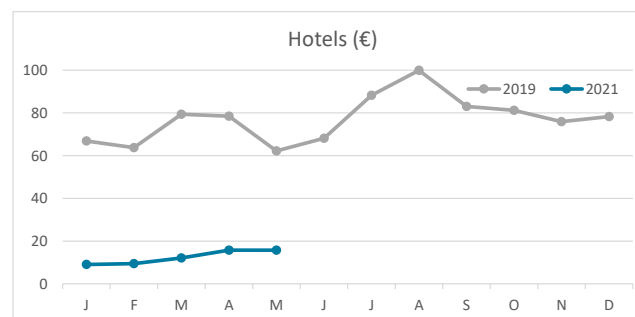
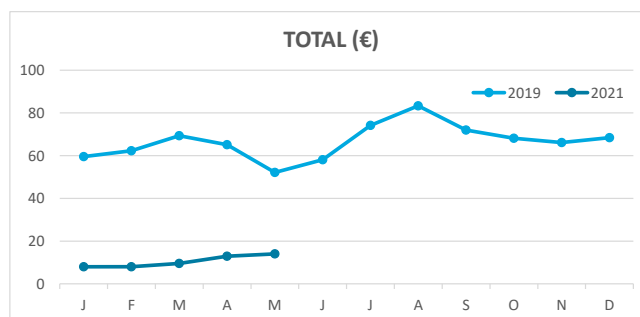
OCCUPANCY RATE PER ROOM / APARTMENT



ADR (Average Daily Rate)



REVPAR (Revenue Per Available Room)



Note: "Guests indicator" refers to number of guests checking in as new arrivals.
Source: Encuestas de Alojamiento Turístico (ISTAC)