

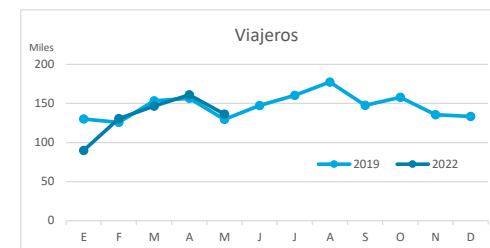
# Principales indicadores de alojamiento turístico

## FUERTEVENTURA (hasta mayo de 2022)



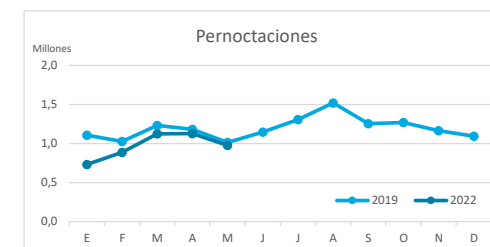
### VIAJEROS EN ALOJAMIENTO TURÍSTICO

	TOTAL				Detalle según tipo de alojamiento							
					Hotelero				Extrahotelero			
	Extranjeros	Peninsulares	Canarios	Total	Extranjeros	Peninsulares	Canarios	Total	Extranjeros	Peninsulares	Canarios	Total
ene-may19	630.001	31.637	33.731	<b>695.369</b>	539.735	25.062	24.660	<b>589.457</b>	90.266	6.575	9.071	<b>105.912</b>
ene-may22	588.703	36.778	39.014	<b>664.495</b>	527.707	29.337	31.788	<b>588.832</b>	60.996	7.441	7.226	<b>75.663</b>
Dif	<b>-41.298</b>	5.141	5.283	<b>-30.874</b>	<b>-12.028</b>	4.275	7.128	<b>-625</b>	<b>-29.270</b>	866	-1.845	<b>-30.249</b>
Dif, %	<b>-6,6%</b>	16,2%	15,7%	<b>-4,4%</b>	<b>-2,2%</b>	17,1%	28,9%	<b>-0,1%</b>	<b>-32,4%</b>	13,2%	<b>-20,3%</b>	<b>-28,6%</b>



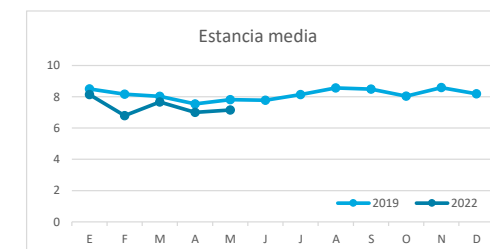
### PERNOCTACIONES

	TOTAL				Detalle según tipo de alojamiento							
					Hotelero				Extrahotelero			
	Extranjeros	Peninsulares	Canarios	Total	Extranjeros	Peninsulares	Canarios	Total	Extranjeros	Peninsulares	Canarios	Total
ene-may19	5.302.352	148.413	107.981	<b>5.558.746</b>	4.337.310	125.030	74.044	<b>4.536.384</b>	965.042	23.383	33.937	<b>1.022.362</b>
ene-may22	4.553.893	163.756	129.339	<b>4.846.988</b>	3.983.527	129.425	102.117	<b>4.215.069</b>	570.366	34.331	27.222	<b>631.919</b>
Dif	<b>-748.459</b>	15.343	21.358	<b>-711.758</b>	<b>-353.783</b>	4.395	28.073	<b>-321.315</b>	<b>-394.676</b>	10.948	-6.715	<b>-390.443</b>
Dif, %	<b>-14,1%</b>	10,3%	19,8%	<b>-12,8%</b>	<b>-8,2%</b>	3,5%	37,9%	<b>-7,1%</b>	<b>-40,9%</b>	46,8%	<b>-19,8%</b>	<b>-38,2%</b>

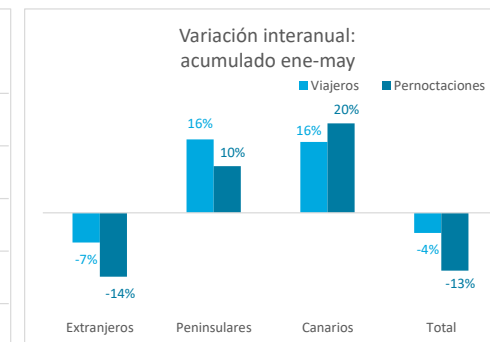
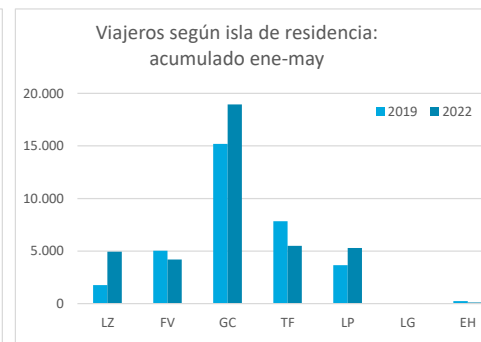
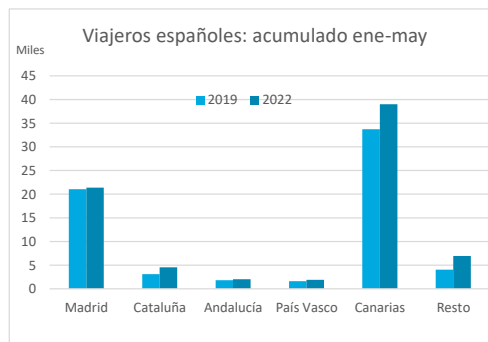
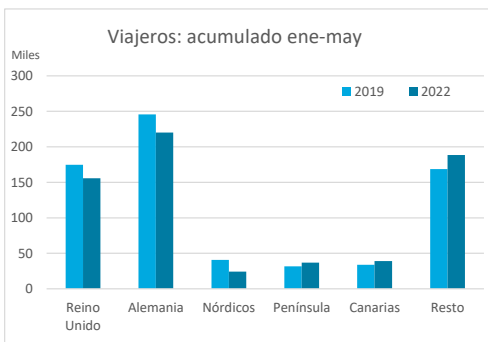


### ESTANCIA MEDIA

	TOTAL				Detalle según tipo de alojamiento							
					Hotelero				Extrahotelero			
	Extranjeros	Peninsulares	Canarios	Total	Extranjeros	Peninsulares	Canarios	Total	Extranjeros	Peninsulares	Canarios	Total
ene-may19	8,4	4,7	3,2	<b>8,0</b>	8,0	5,0	3,0	<b>7,7</b>	10,7	3,6	3,7	<b>9,7</b>
ene-may22	7,7	4,5	3,3	<b>7,3</b>	7,5	4,4	3,2	<b>7,2</b>	9,4	4,6	3,8	<b>8,4</b>
Dif	<b>-0,7</b>	<b>-0,2</b>	0,1	<b>-0,7</b>	<b>-0,5</b>	<b>-0,6</b>	0,2	<b>-0,5</b>	<b>-1,3</b>	1,1	0,0	<b>-1,3</b>

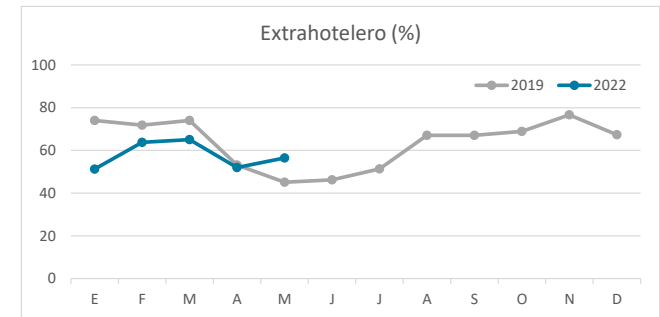
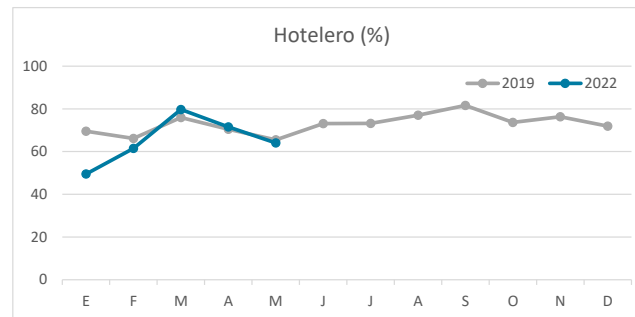
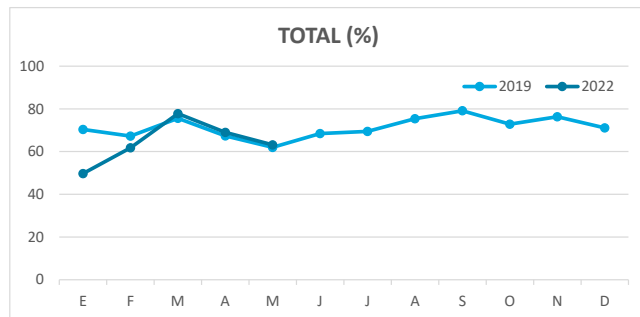


### DETALLE VIAJEROS Y PERNOCTACIONES SEGÚN LUGAR DE RESIDENCIA

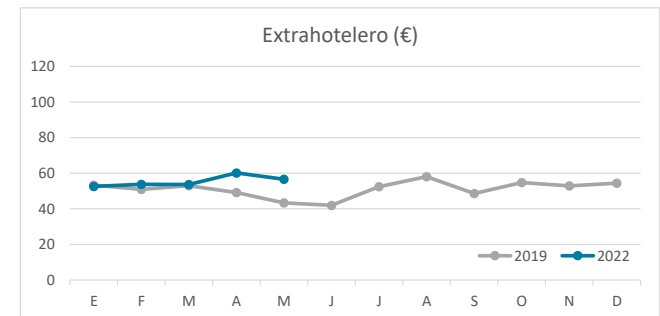
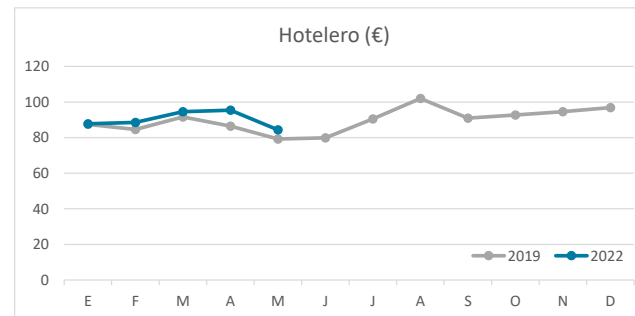
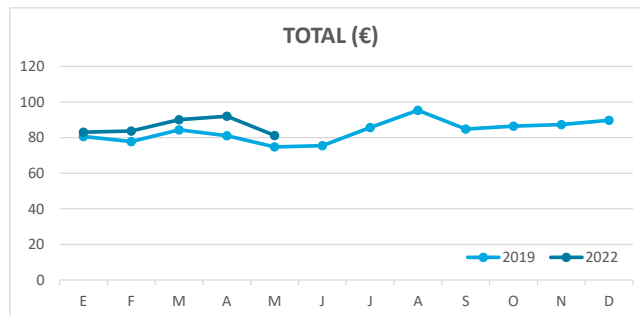


# Principales indicadores de alojamiento turístico FUERTEVENTURA (hasta mayo de 2022)

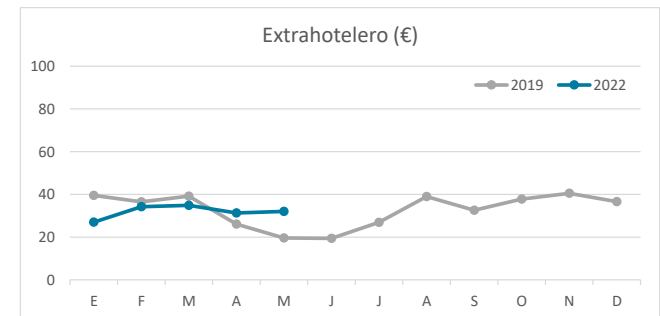
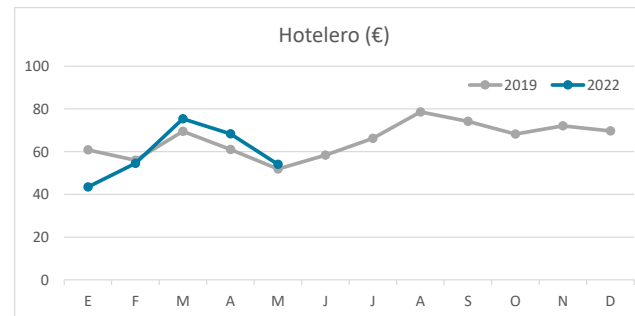
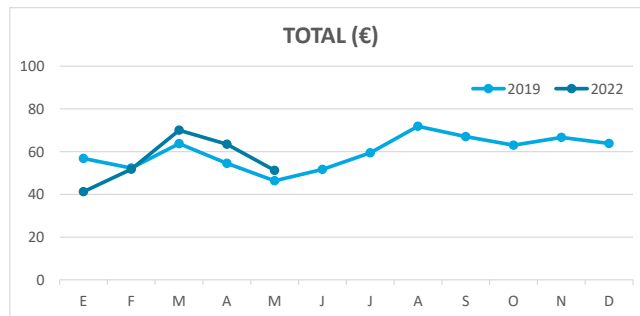
## ÍNDICE DE OCUPACIÓN POR HABITACIÓN / APARTAMENTO



## ADR (tarifa media diaria)



## REVPAR (ingreso por habitación/apartamento disponible)



Nota: el indicador de viajeros se refiere a viajeros entrados.

Fuente: Encuestas de Alojamiento Turístico (ISTAC)