

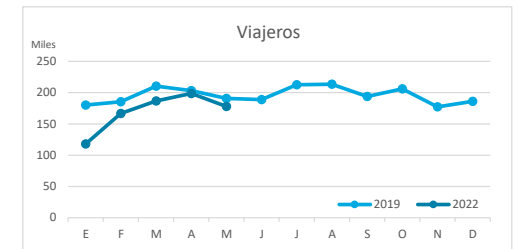
Principales indicadores de alojamiento turístico

LANZAROTE (hasta mayo de 2022)



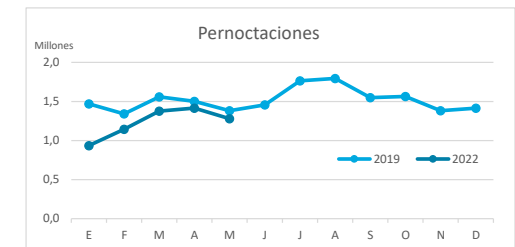
VIAJEROS EN ALOJAMIENTO TURÍSTICO

	TOTAL				Detalle según tipo de alojamiento							
					Hotelero				Extrahotelero			
	Extranjeros	Peninsulares	Canarios	Total	Extranjeros	Peninsulares	Canarios	Total	Extranjeros	Peninsulares	Canarios	Total
ene-may19	867.117	68.778	34.234	970.129	590.289	57.699	20.208	668.196	276.828	11.079	14.026	301.933
ene-may22	730.438	78.662	38.883	847.983	519.905	65.786	23.755	609.446	210.533	12.876	15.128	238.537
Dif	-136.679	9.884	4.649	-122.146	-70.384	8.087	3.547	-58.750	-66.295	1.797	1.102	-63.396
Dif, %	-15,8%	14,4%	13,6%	-12,6%	-11,9%	14,0%	17,6%	-8,8%	-23,9%	16,2%	7,9%	-21,0%



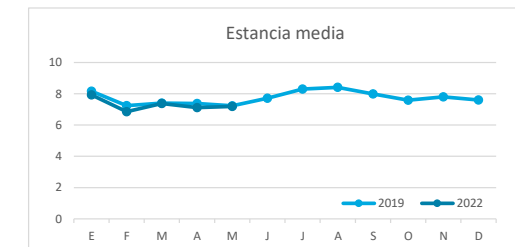
PERNOCTACIONES

	TOTAL				Detalle según tipo de alojamiento							
					Hotelero				Extrahotelero			
	Extranjeros	Peninsulares	Canarios	Total	Extranjeros	Peninsulares	Canarios	Total	Extranjeros	Peninsulares	Canarios	Total
ene-may19	6.760.487	358.895	132.456	7.251.838	4.345.375	293.441	59.260	4.698.076	2.415.112	65.454	73.196	2.553.762
ene-may22	5.589.982	394.569	164.978	6.149.529	3.799.753	307.850	86.519	4.194.122	1.790.229	86.719	78.459	1.955.407
Dif	-1.170.505	35.674	32.522	-1.102.309	-545.622	14.409	27.259	-503.954	-624.883	21.265	5.263	-598.355
Dif, %	-17,3%	9,9%	24,6%	-15,2%	-12,6%	4,9%	46,0%	-10,7%	-25,9%	32,5%	7,2%	-23,4%

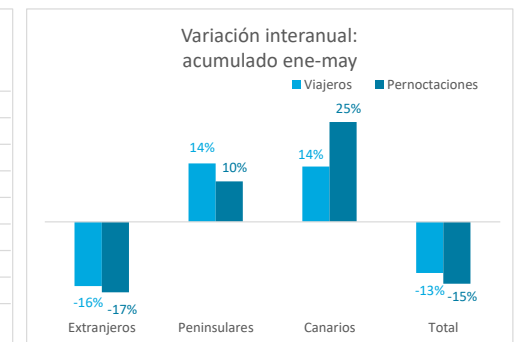
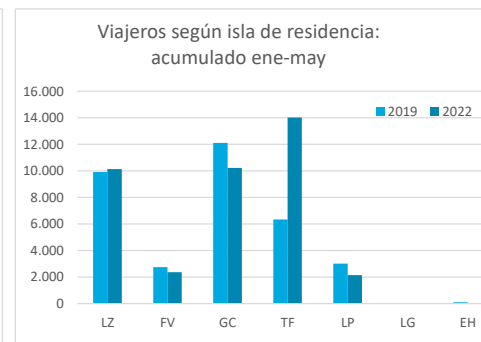
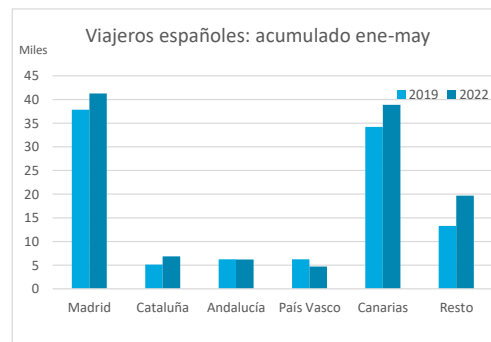
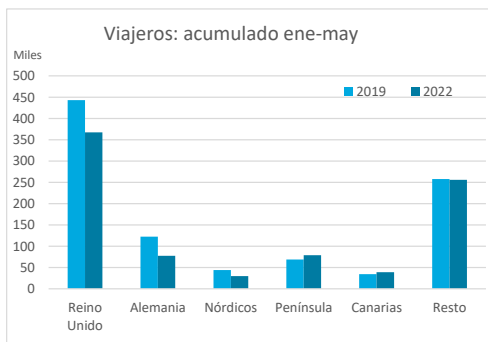


ESTANCIA MEDIA

	TOTAL				Detalle según tipo de alojamiento							
					Hotelero				Extrahotelero			
	Extranjeros	Peninsulares	Canarios	Total	Extranjeros	Peninsulares	Canarios	Total	Extranjeros	Peninsulares	Canarios	Total
ene-may19	7,8	5,2	3,9	7,5	7,4	5,1	2,9	7,0	8,7	5,9	5,2	8,5
ene-may22	7,7	5,0	4,2	7,3	7,3	4,7	3,6	6,9	8,5	6,7	5,2	8,2
Dif	-0,1	-0,2	0,4	-0,2	-0,1	-0,4	0,7	-0,1	-0,2	0,8	0,0	-0,3

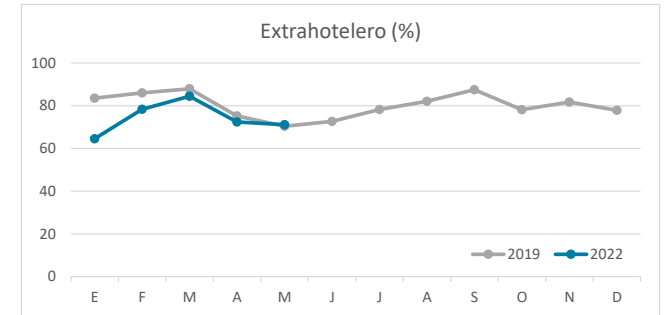
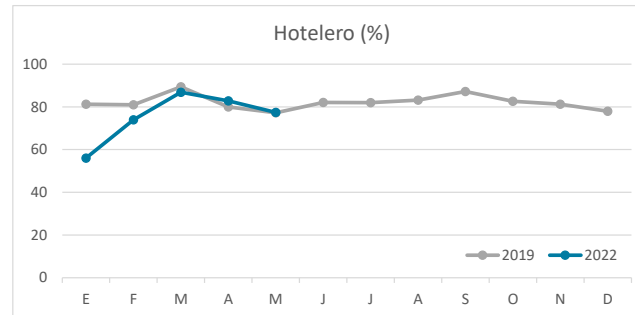
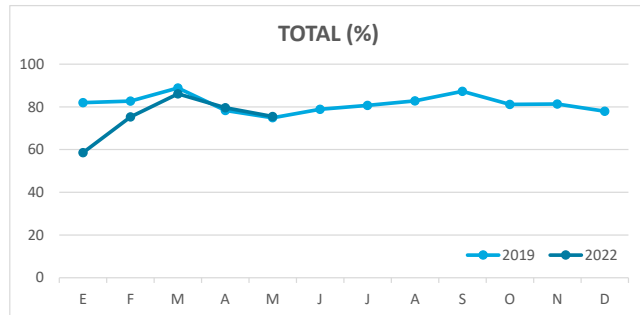


DETALLE VIAJEROS Y PERNOCTACIONES SEGÚN LUGAR DE RESIDENCIA

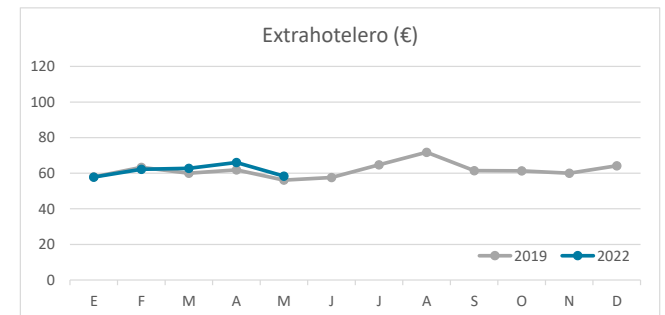
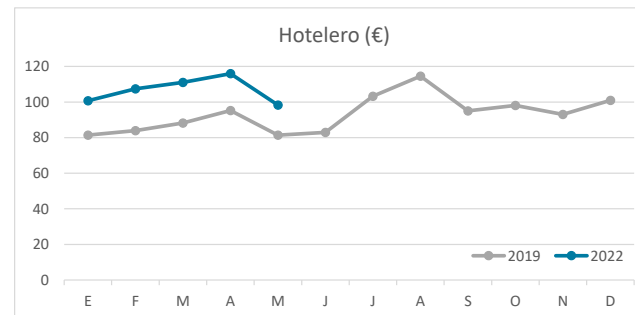
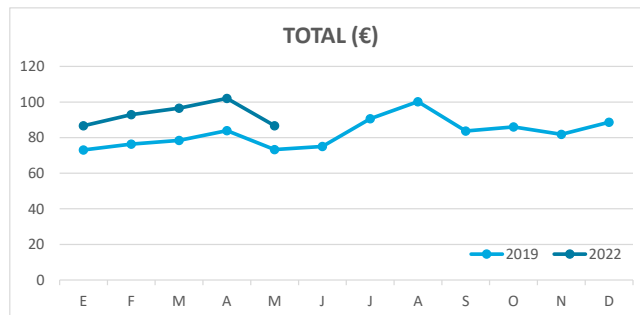


Principales indicadores de alojamiento turístico LANZAROTE (hasta mayo de 2022)

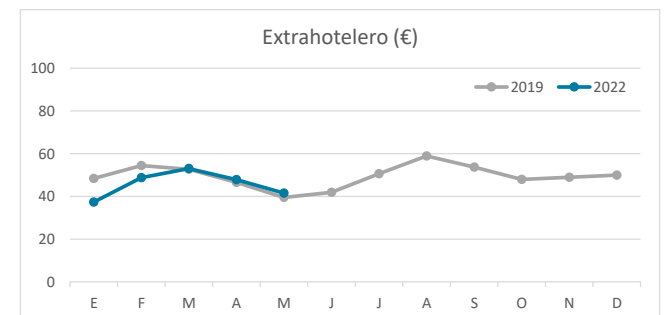
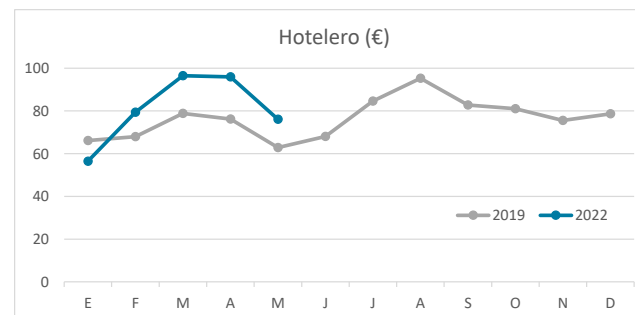
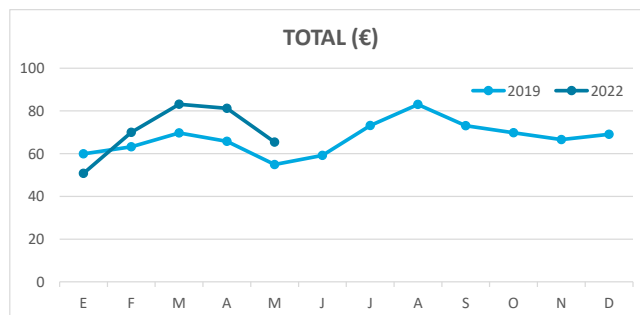
ÍNDICE DE OCUPACIÓN POR HABITACIÓN / APARTAMENTO



ADR (tarifa media diaria)



REVPAR (ingreso por habitación/apartamento disponible)



Nota: el indicador de viajeros se refiere a viajeros entrados.
Fuente: Encuestas de Alojamiento Turístico (ISTAC)