

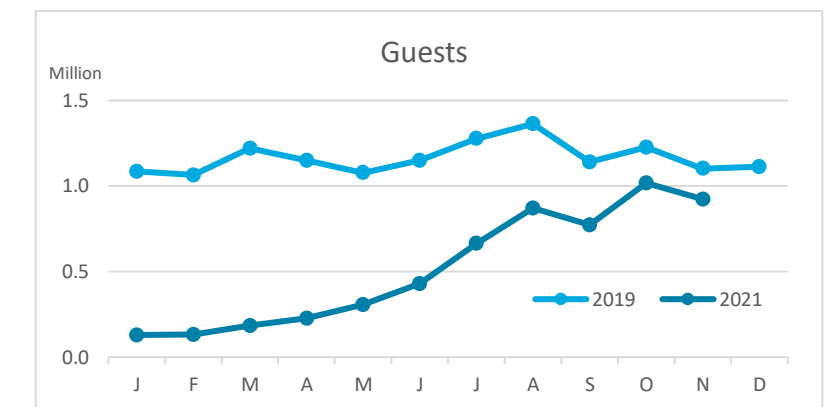
Main tourist accommodation indicators

CANARY ISLANDS (January - November 2021)



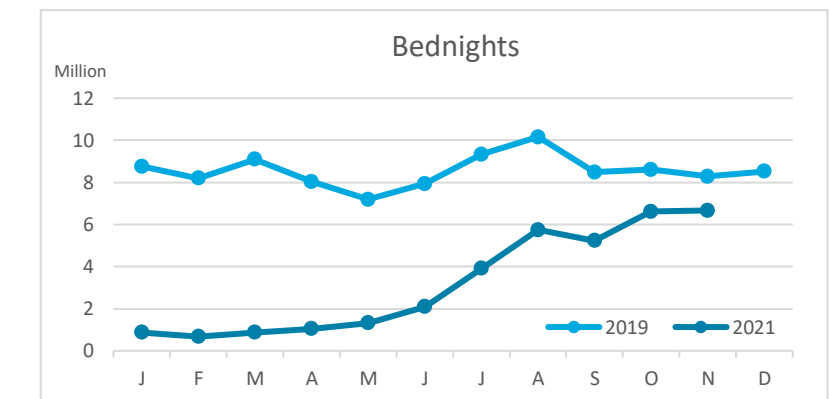
GUESTS BY ACCOMMODATION TYPE (*)

	Breakdown by accommodation type											
	TOTAL				Hotels				Apartments			
	Abroad	Mainland	Canary Islands	Total	Abroad	Mainland	Canary Islands	Total	Abroad	Mainland	Canary Islands	Total
Jan-Nov19	9,748,262	1,479,478	1,630,121	12,857,861	6,936,900	1,165,102	1,009,149	9,111,151	2,811,362	314,376	620,972	3,746,710
Jan-Nov21	3,433,445	948,710	1,274,513	5,656,668	2,733,636	818,841	912,341	4,464,818	699,809	129,869	362,172	1,191,850
Change	-6,314,817	-530,768	-355,608	-7,201,193	-4,203,264	-346,261	-96,808	-4,646,333	-2,111,553	-184,507	-258,800	-2,554,860
Change, %	-64.8%	-35.9%	-21.8%	-56.0%	-60.6%	-29.7%	-9.6%	-51.0%	-75.1%	-58.7%	-41.7%	-68.2%



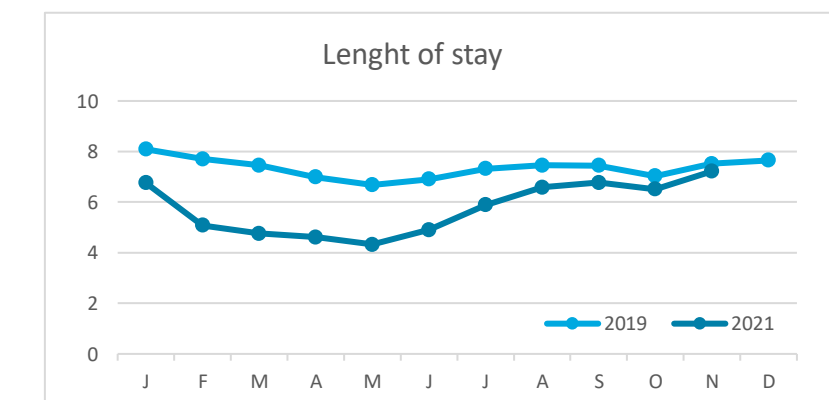
BEDNIGHTS

	Breakdown by accommodation type											
	TOTAL				Hotels				Apartments			
	Abroad	Mainland	Canary Islands	Total	Abroad	Mainland	Canary Islands	Total	Abroad	Mainland	Canary Islands	Total
Jan-Nov19	80,749,927	7,714,245	5,700,785	94,164,957	54,723,342	5,858,944	3,077,179	63,659,465	26,026,585	1,855,301	2,623,606	30,505,492
Jan-Nov21	26,238,624	4,513,034	4,328,110	35,079,768	20,445,231	3,801,214	2,806,565	27,053,010	5,793,393	711,820	1,521,545	8,026,758
Change	-54,511,303	-3,201,211	-1,372,675	-59,085,189	-34,278,111	-2,057,730	-270,614	-36,606,455	-20,233,192	-1,143,481	-1,102,061	-22,478,734
Change, %	-67.5%	-41.5%	-24.1%	-62.7%	-62.6%	-35.1%	-8.8%	-57.5%	-77.7%	-61.6%	-42.0%	-73.7%

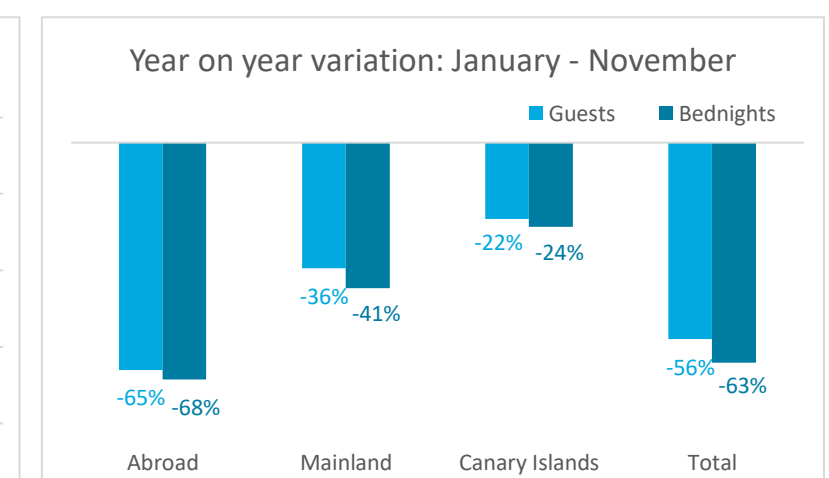
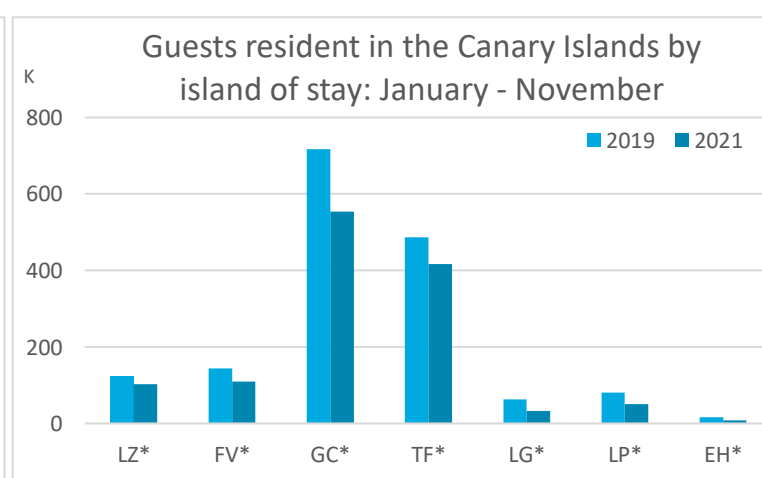
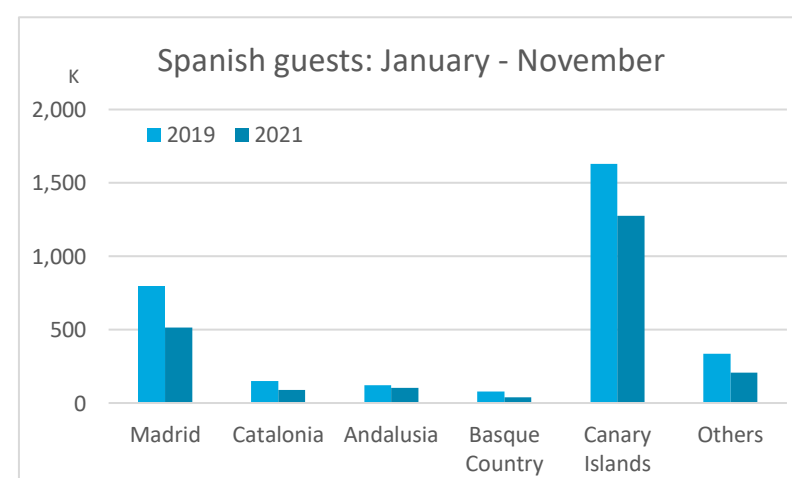
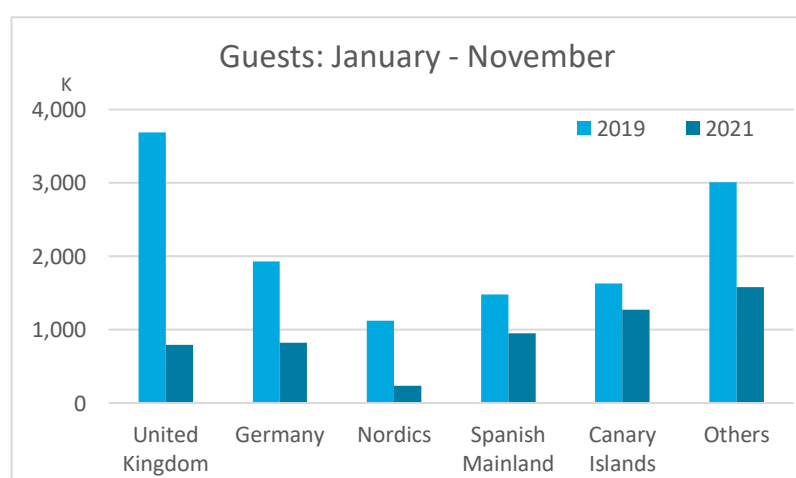


LENGHT OF STAY

	Breakdown by accommodation type											
	TOTAL				Hotels				Apartments			
	Abroad	Mainland	Canary Islands	Total	Abroad	Mainland	Canary Islands	Total	Abroad	Mainland	Canary Islands	Total
Jan-Nov19	8.3	5.2	3.5	7.3	7.9	5.0	3.0	7.0	9.3	5.9	4.2	8.1
Jan-Nov21	7.6	4.8	3.4	6.2	7.5	4.6	3.1	6.1	8.3	5.5	4.2	6.7
Change	-0.6	-0.5	-0.1	-1.1	-0.4	-0.4	0.0	-0.9	-1.0	-0.4	0.0	-1.4



GUESTS AND BEDNIGHTS BY PLACE OF RESIDENCE

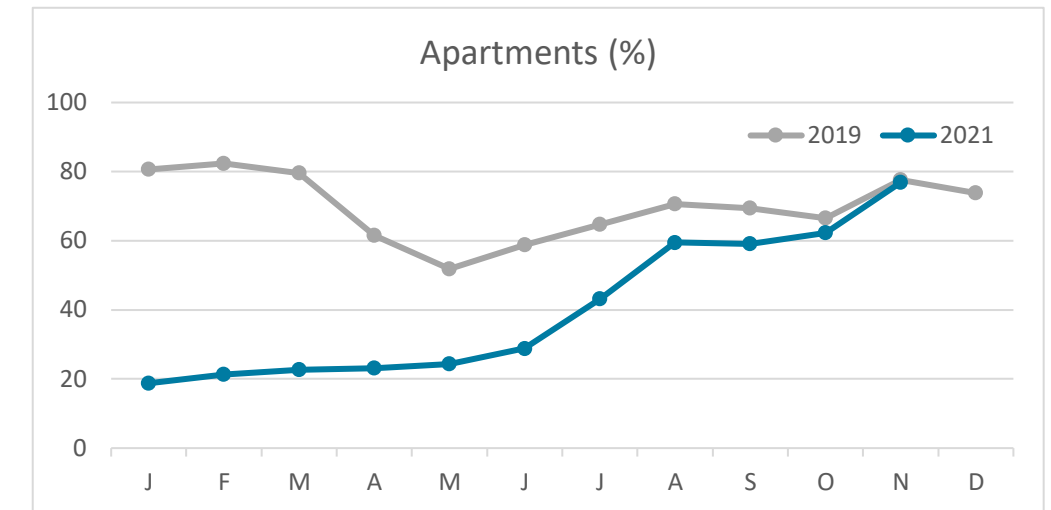
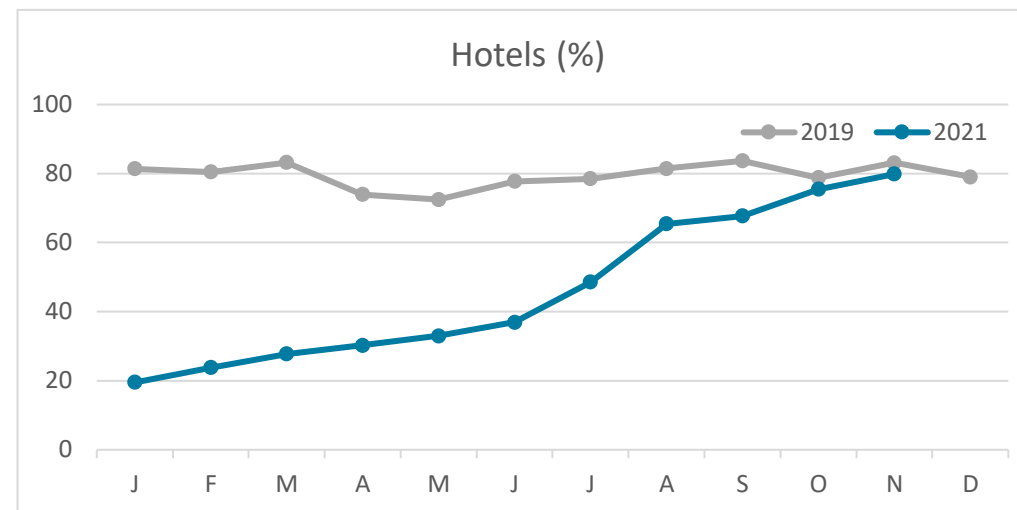
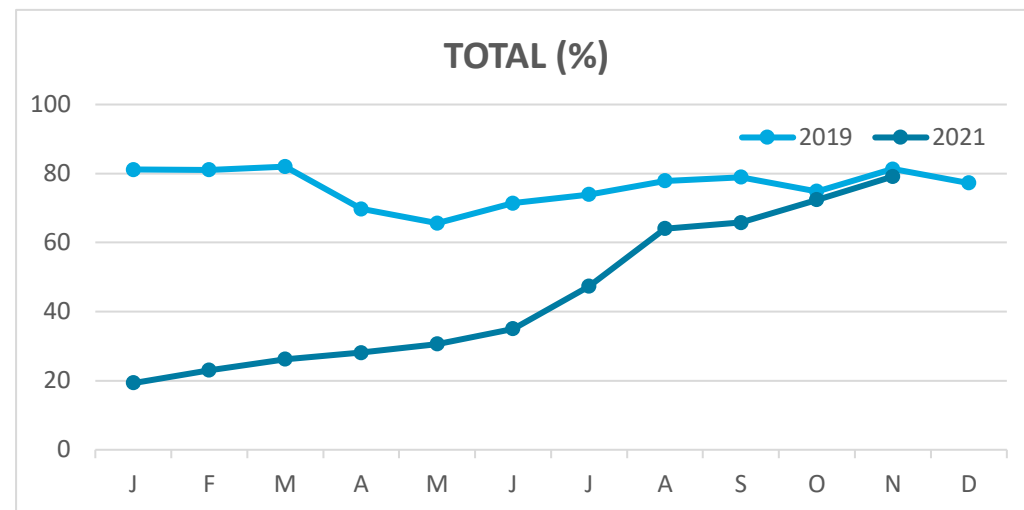


Note: LZ* (Lanzarote), FV* (Fuerteventura), GC* (Gran Canaria), TF* (Tenerife), LG* (La Gomera), LP* (La Palma) and EH* (El Hierro). TOTAL does not coincide with the sum of hotel and non-hotel accommodations, since only aggregate data was published in April 2020.

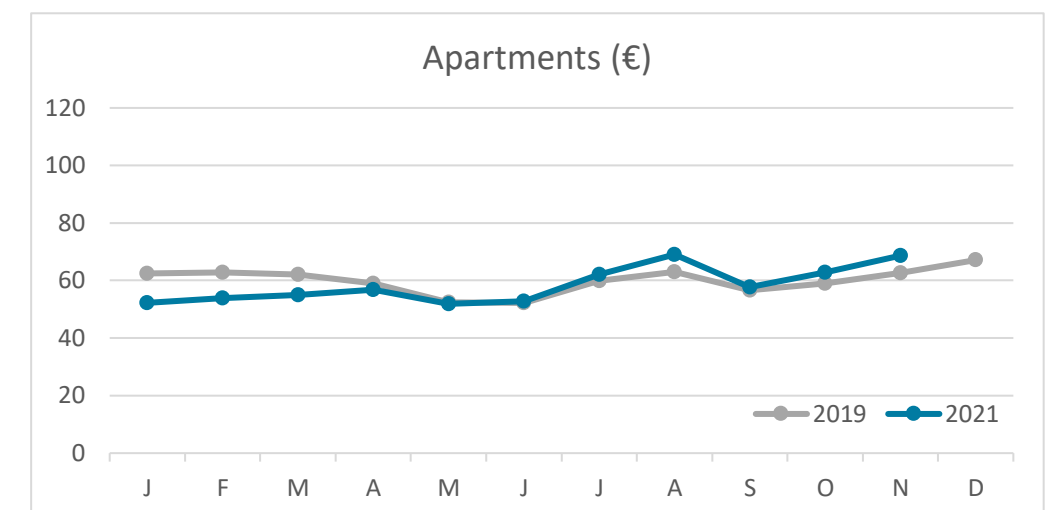
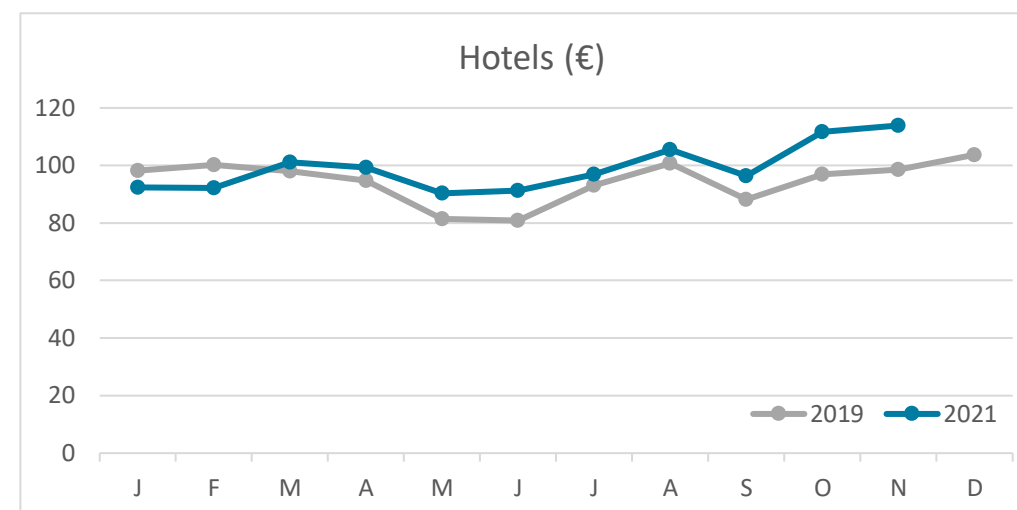
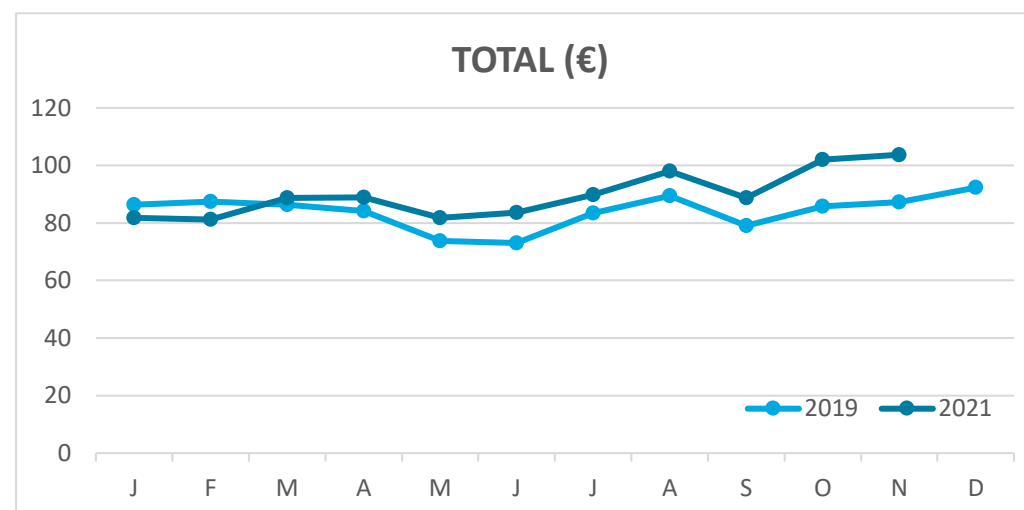
Main tourist accommodation indicators CANARY ISLANDS (January - November 2021)



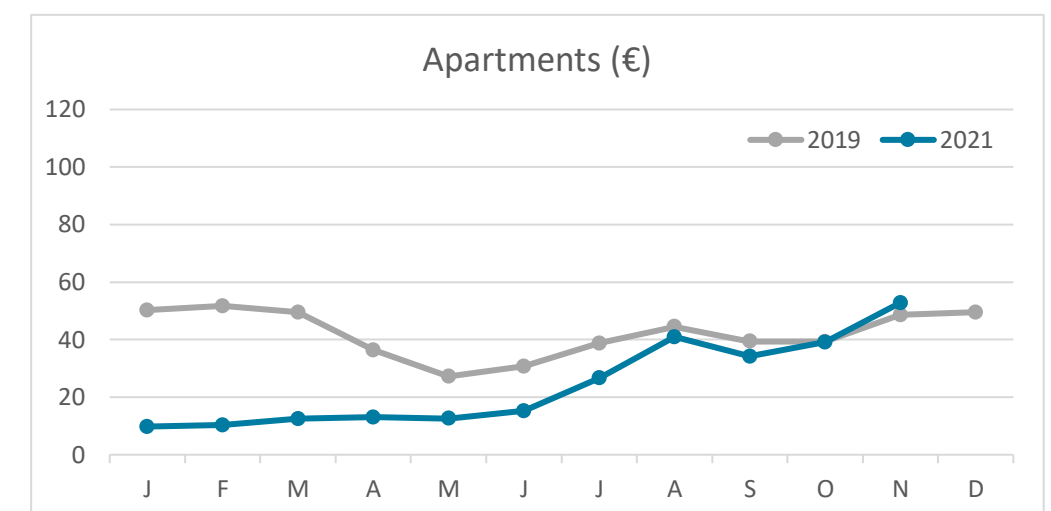
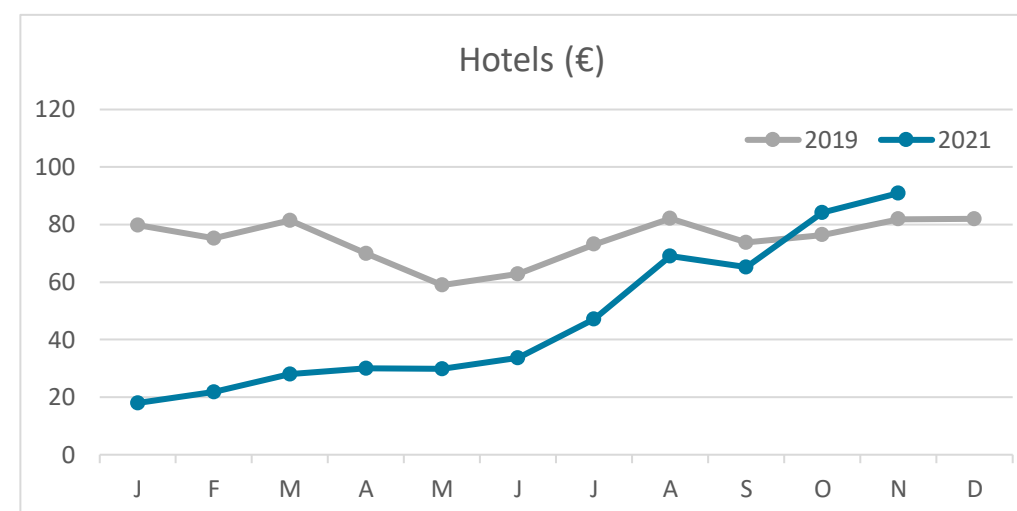
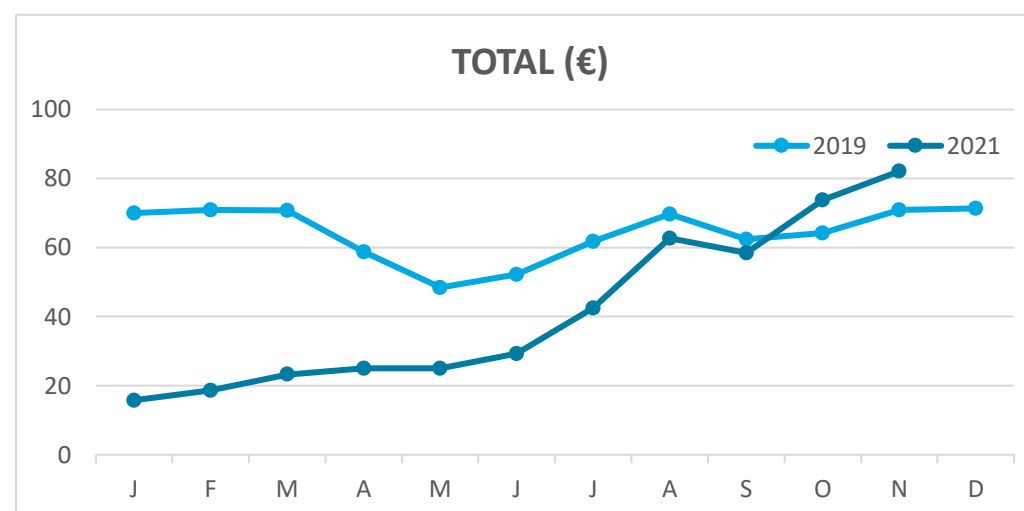
OCCUPANCY RATE PER ROOM / APARTMENT



ADR (Average Daily Rate)



REVPAR (Revenue Per Available Room)



Note: "Guests indicator" refers to number of guests checking in as new arrivals.
Source: Encuestas de Alojamiento Turístico (ISTAC)