

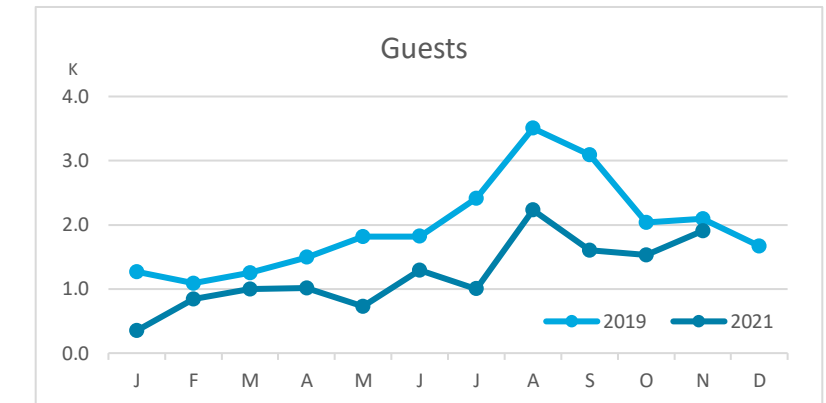
Main tourist accommodation indicators

EL HIERRO (January - November 2021)



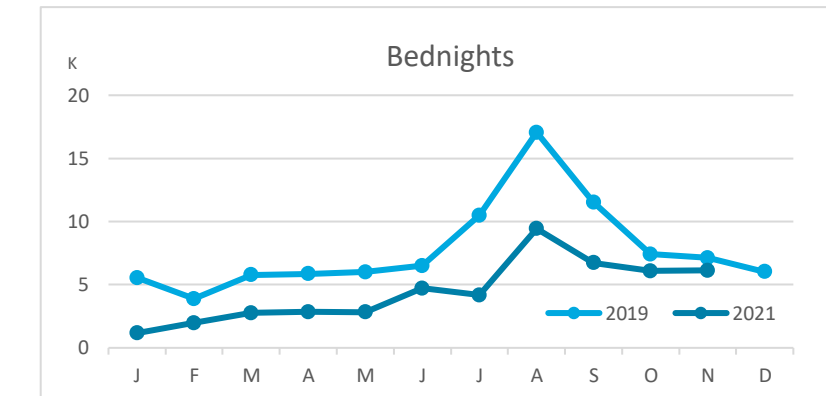
GUESTS BY ACCOMMODATION TYPE (*)

	Breakdown by accommodation type											
	TOTAL				Hotels				Apartments			
	Abroad	Mainland	Canary Islands	Total	Abroad	Mainland	Canary Islands	Total	Abroad	Mainland	Canary Islands	Total
Jan-Nov19	3,553	2,745	15,587	21,885	2,684	2,178	6,244	11,106	869	567	9,343	10,779
Jan-Nov21	1,829	3,503	8,159	13,491	1,547	3,204	3,706	8,457	282	299	4,453	5,034
Change	-1,724	758	-7,428	-8,394	-1,137	1,026	-2,538	-2,649	-587	-268	-4,890	-5,745
Change, %	-48.5%	27.6%	-47.7%	-38.4%	-42.4%	47.1%	-40.6%	-23.9%	-67.5%	-47.3%	-52.3%	-53.3%



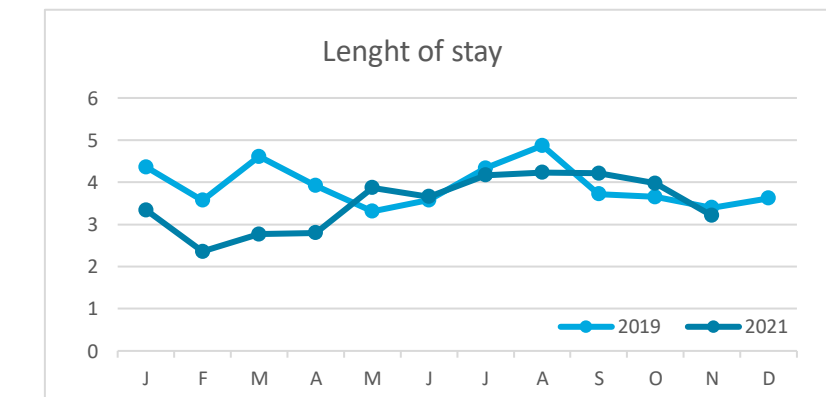
BEDNIGHTS

	Breakdown by accommodation type											
	TOTAL				Hotels				Apartments			
	Abroad	Mainland	Canary Islands	Total	Abroad	Mainland	Canary Islands	Total	Abroad	Mainland	Canary Islands	Total
Jan-Nov19	16,661	12,460	58,091	87,212	12,266	9,966	21,695	43,927	4,395	2,494	36,396	43,285
Jan-Nov21	6,733	15,133	27,000	48,866	5,398	13,683	9,339	28,420	1,335	1,450	17,661	20,446
Change	-9,928	2,673	-31,091	-38,346	-6,868	3,717	-12,356	-15,507	-3,060	-1,044	-18,735	-22,839
Change, %	-59.6%	21.5%	-53.5%	-44.0%	-56.0%	37.3%	-57.0%	-35.3%	-69.6%	-41.9%	-51.5%	-52.8%

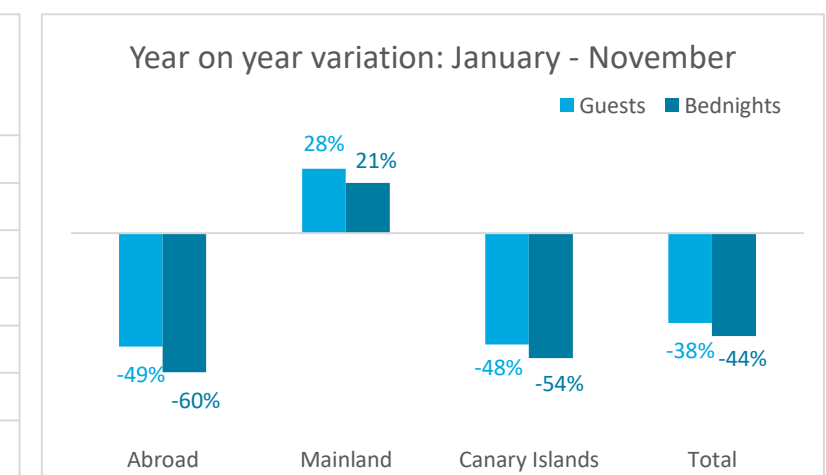
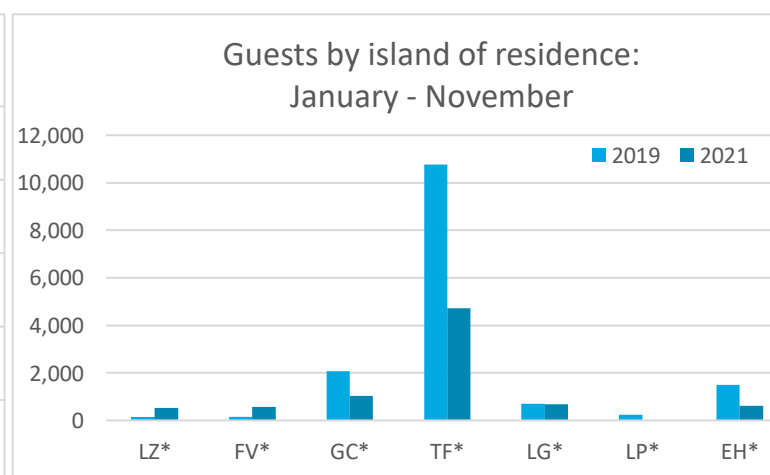
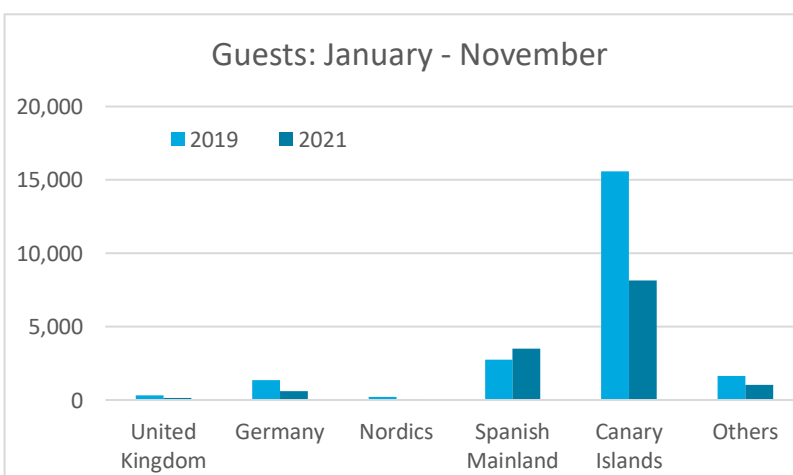


LENGHT OF STAY

	Breakdown by accommodation type											
	TOTAL				Hotels				Apartments			
	Abroad	Mainland	Canary Islands	Total	Abroad	Mainland	Canary Islands	Total	Abroad	Mainland	Canary Islands	Total
Jan-Nov19	4.7	4.5	3.7	4.0	4.6	4.6	3.5	4.0	5.1	4.4	3.9	4.0
Jan-Nov21	3.7	4.3	3.3	3.6	3.5	4.3	2.5	3.4	4.7	4.8	4.0	4.1
Change	-1.0	-0.2	-0.4	-0.4	-1.1	-0.3	-1.0	-0.6	-0.3	0.5	0.1	0.0



GUESTS AND BEDNIGHTS BY PLACE OF RESIDENCE

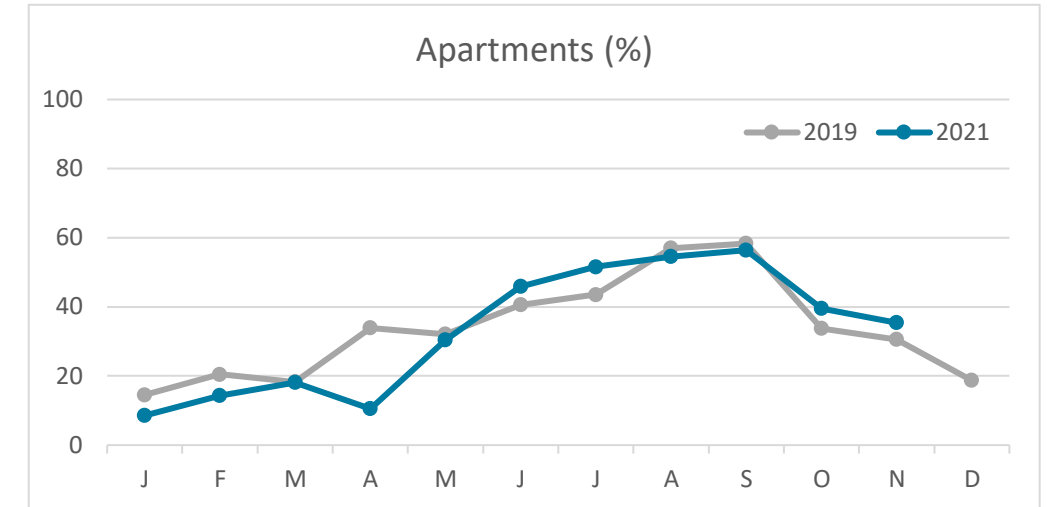
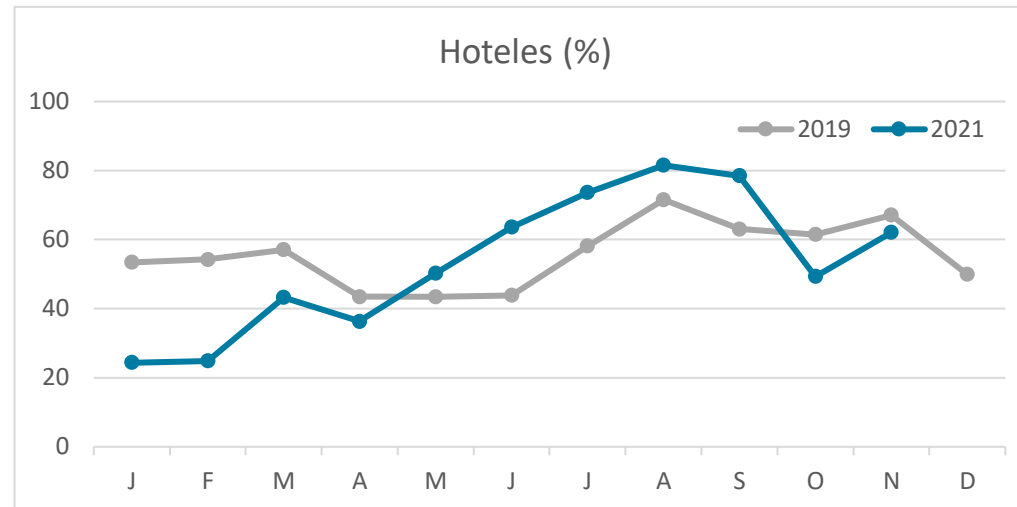
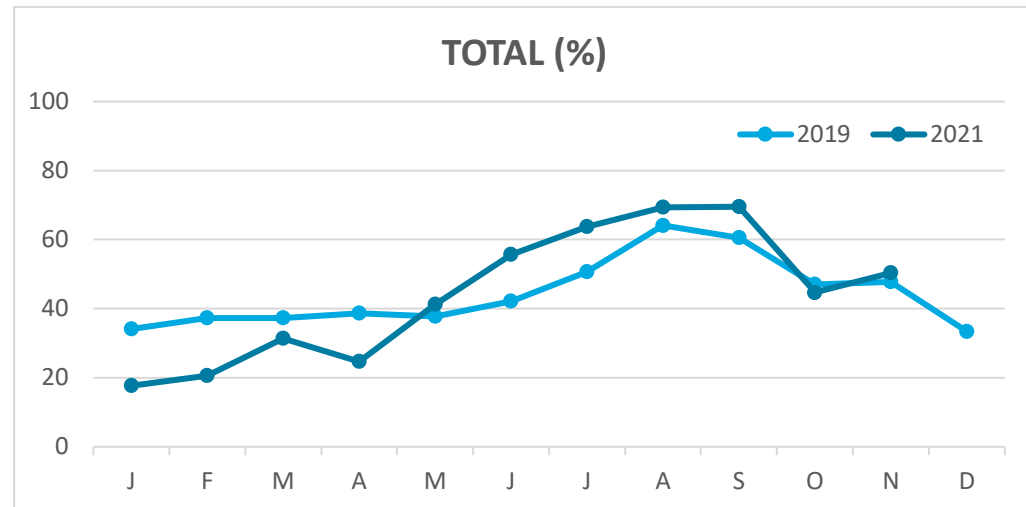


Note: LZ* (Lanzarote), FV* (Fuerteventura), GC* (Gran Canaria), TF* (Tenerife), LG* (La Gomera), LP* (La Palma) and EH* (El Hierro).
 TOTAL does not coincide with the sum of hotel and non-hotel accommodations, since between April and July 2020 the breakdown by islands was not published.

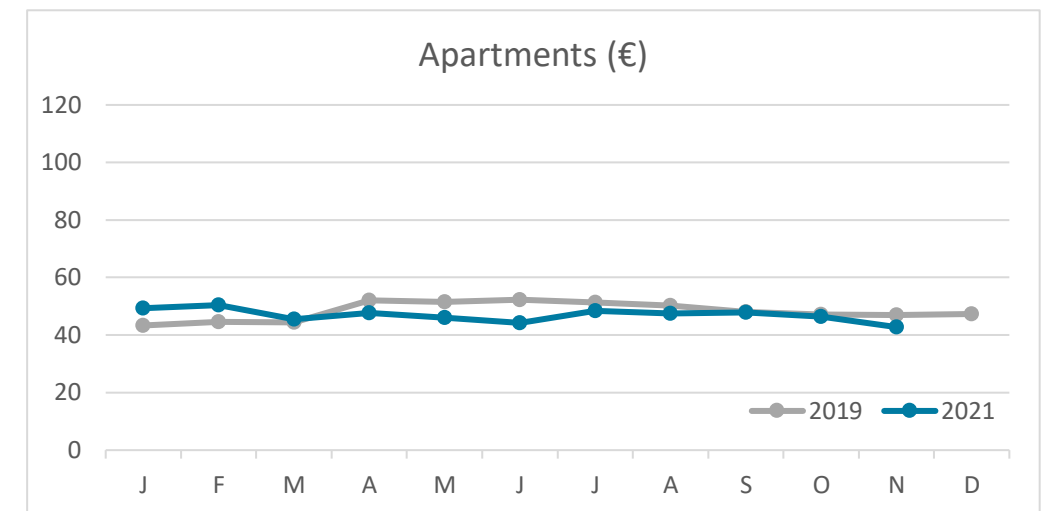
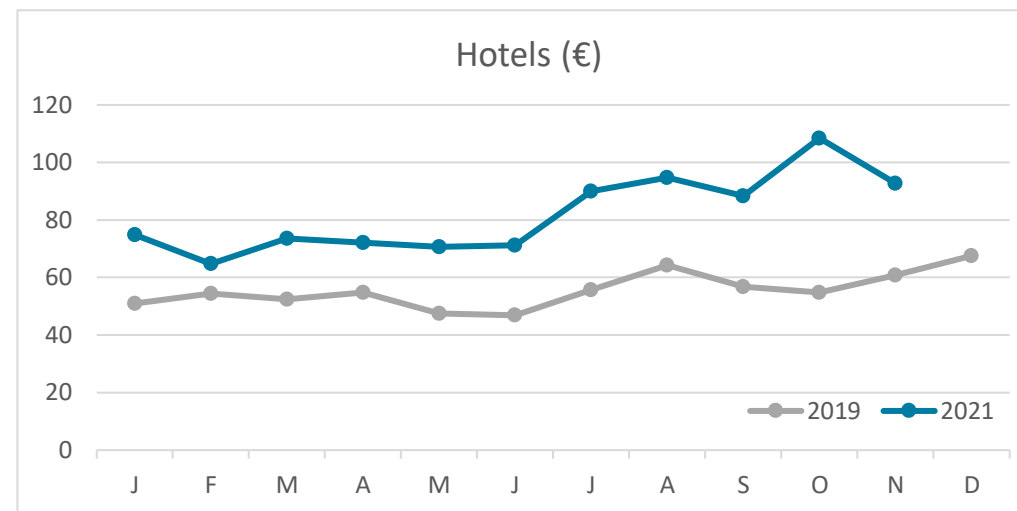
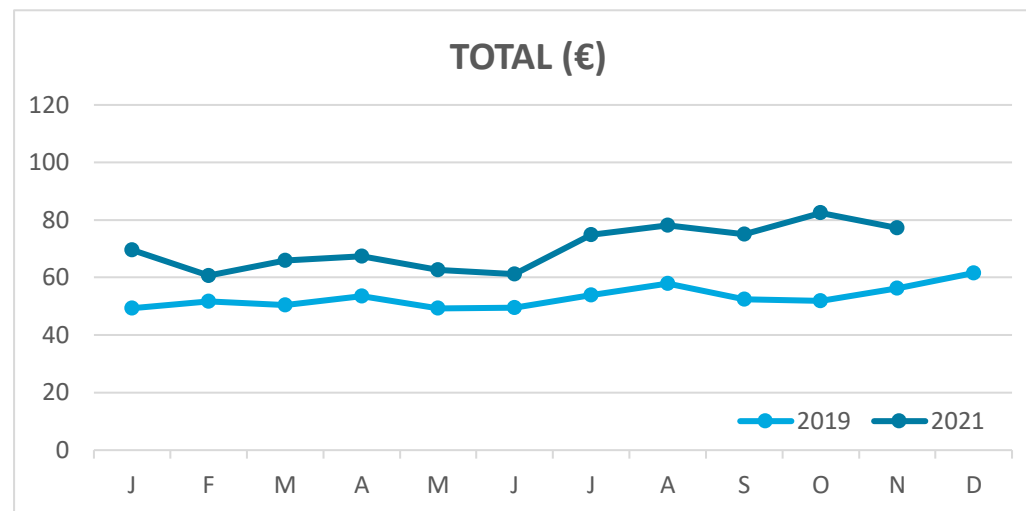
Main tourist accommodation indicators EL HIERRO (January - November 2021)



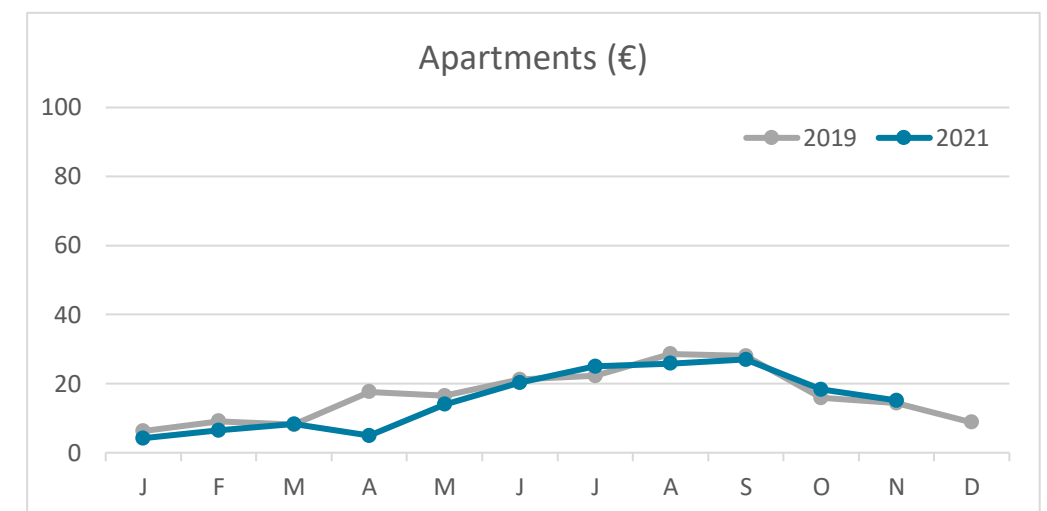
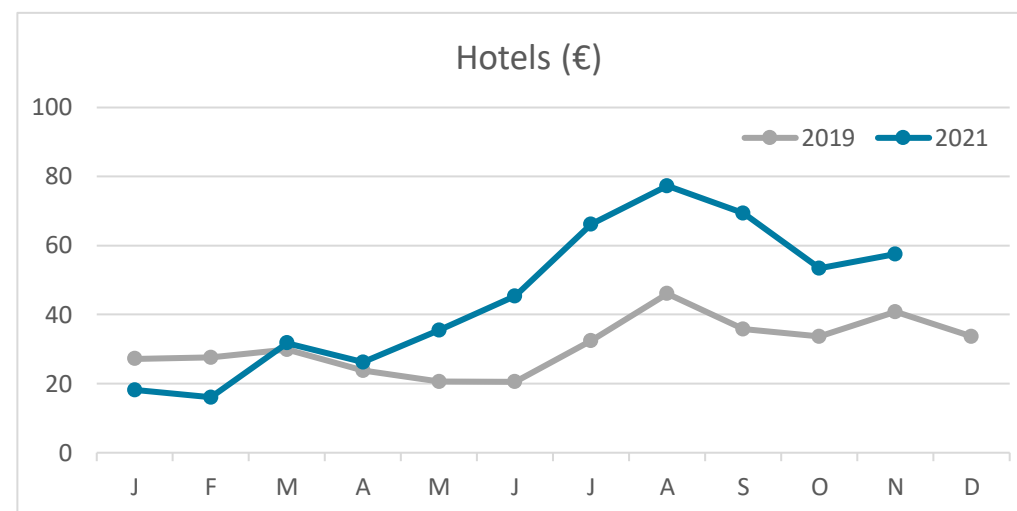
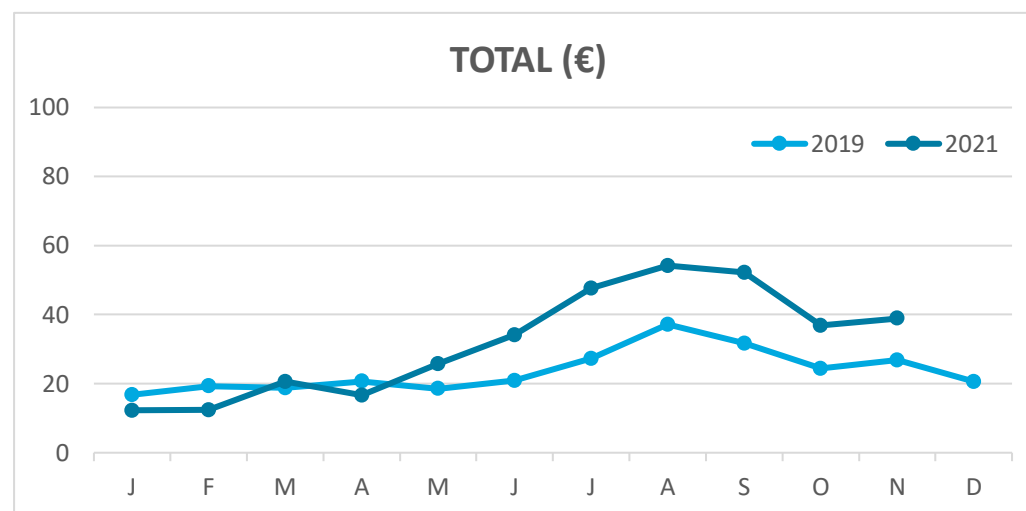
OCCUPANCY RATE PER ROOM / APARTMENT



ADR (Average Daily Rate)



REVPAR (Revenue Per Available Room)



Note: "Guests indicator" refers to number of guests checking in as new arrivals.
Source: Encuestas de Alojamiento Turístico (ISTAC)