

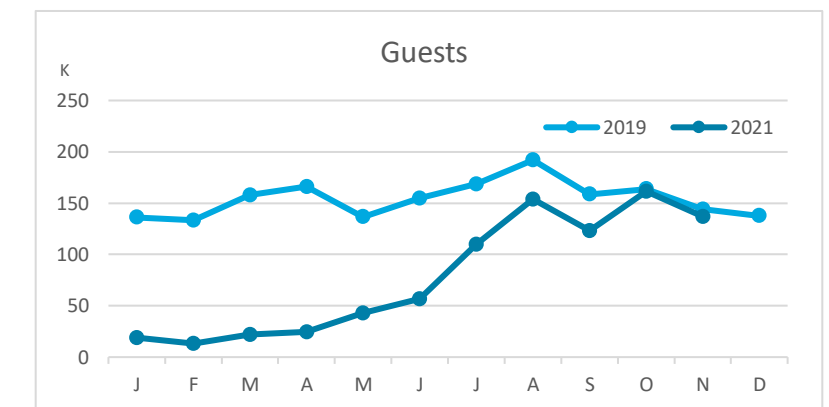
Main tourist accommodation indicators

FUERTEVENTURA (January - November 2021)



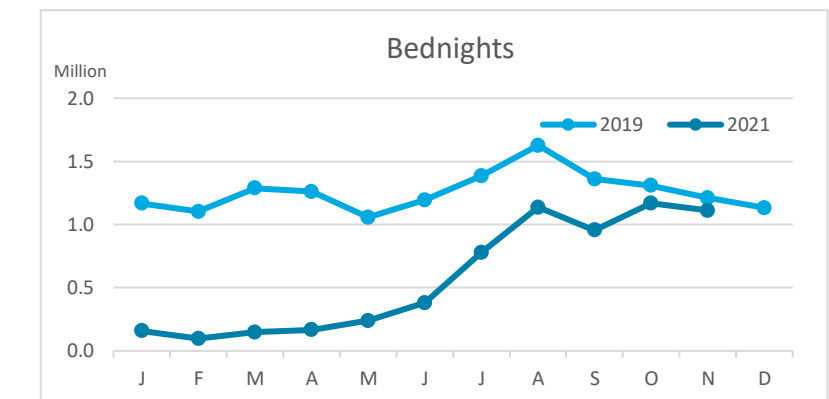
GUESTS BY ACCOMMODATION TYPE (*)

	Breakdown by accommodation type											
	TOTAL				Hotels				Apartments			
	Abroad	Mainland	Canary Islands	Total	Abroad	Mainland	Canary Islands	Total	Abroad	Mainland	Canary Islands	Total
Jan-Nov19	1,443,837	124,015	144,421	1,712,273	1,222,942	97,108	100,549	1,420,599	220,895	26,907	43,872	291,674
Jan-Nov21	653,889	101,069	109,117	864,075	587,861	75,719	87,650	751,230	66,028	25,350	21,467	112,845
Change	-789,948	-22,946	-35,304	-848,198	-635,081	-21,389	-12,899	-669,369	-154,867	-1,557	-22,405	-178,829
Change, %	-54.7%	-18.5%	-24.4%	-49.5%	-51.9%	-22.0%	-12.8%	-47.1%	-70.1%	-5.8%	-51.1%	-61.3%



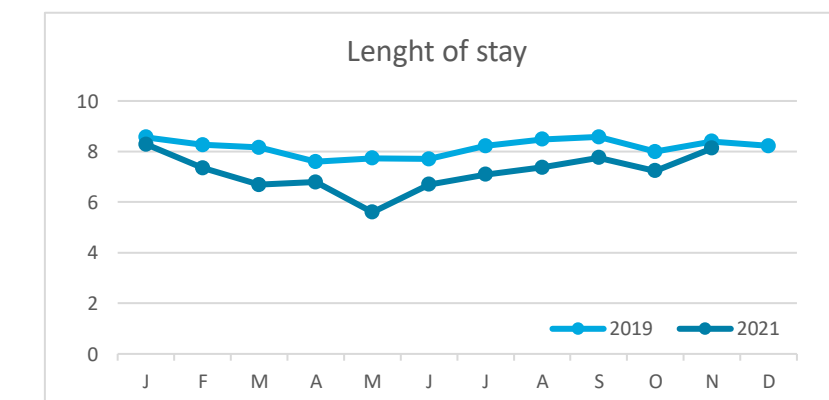
BEDNIGHTS

	Breakdown by accommodation type											
	TOTAL				Hotels				Apartments			
	Abroad	Mainland	Canary Islands	Total	Abroad	Mainland	Canary Islands	Total	Abroad	Mainland	Canary Islands	Total
Jan-Nov19	12,635,779	691,395	640,887	13,968,061	10,289,331	532,828	365,217	11,187,376	2,346,448	158,567	275,670	2,780,685
Jan-Nov21	5,361,884	522,644	458,701	6,343,229	4,785,621	404,610	365,362	5,555,593	576,263	118,034	93,339	787,636
Change	-7,273,895	-168,751	-182,186	-7,624,832	-5,503,710	-128,218	145	-5,631,783	-1,770,185	-40,533	-182,331	-1,993,049
Change, %	-57.6%	-24.4%	-28.4%	-54.6%	-53.5%	-24.1%	0.0%	-50.3%	-75.4%	-25.6%	-66.1%	-71.7%

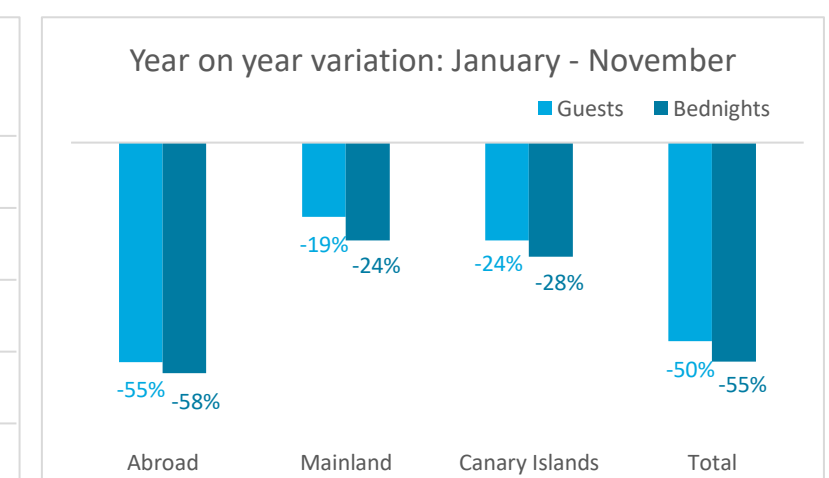
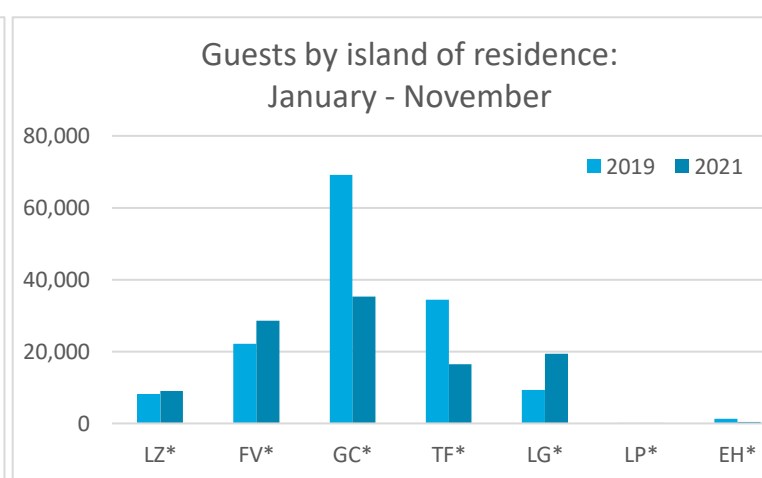
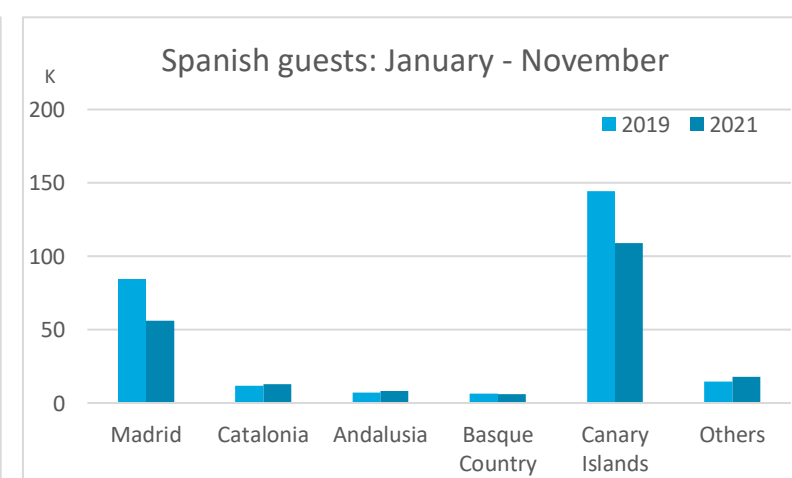
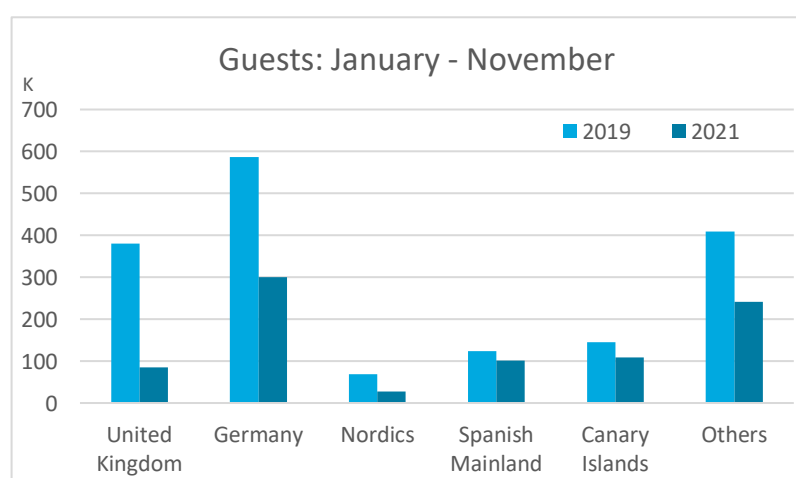


LENGHT OF STAY

	Breakdown by accommodation type											
	TOTAL				Hotels				Apartments			
	Abroad	Mainland	Canary Islands	Total	Abroad	Mainland	Canary Islands	Total	Abroad	Mainland	Canary Islands	Total
Jan-Nov19	8.8	5.6	4.4	8.2	8.4	5.5	3.6	7.9	10.6	5.9	6.3	9.5
Jan-Nov21	8.2	5.2	4.2	7.3	8.1	5.3	4.2	7.4	8.7	4.7	4.3	7.0
Change	-0.6	-0.4	-0.2	-0.8	-0.3	-0.1	0.5	-0.5	-1.9	-1.2	-1.9	-2.6



GUESTS AND BEDNIGHTS BY PLACE OF RESIDENCE

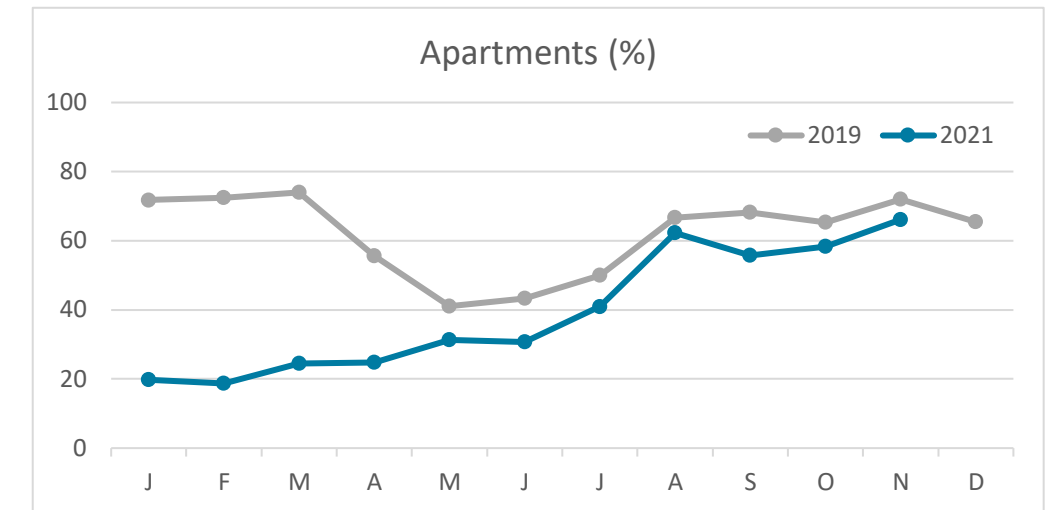
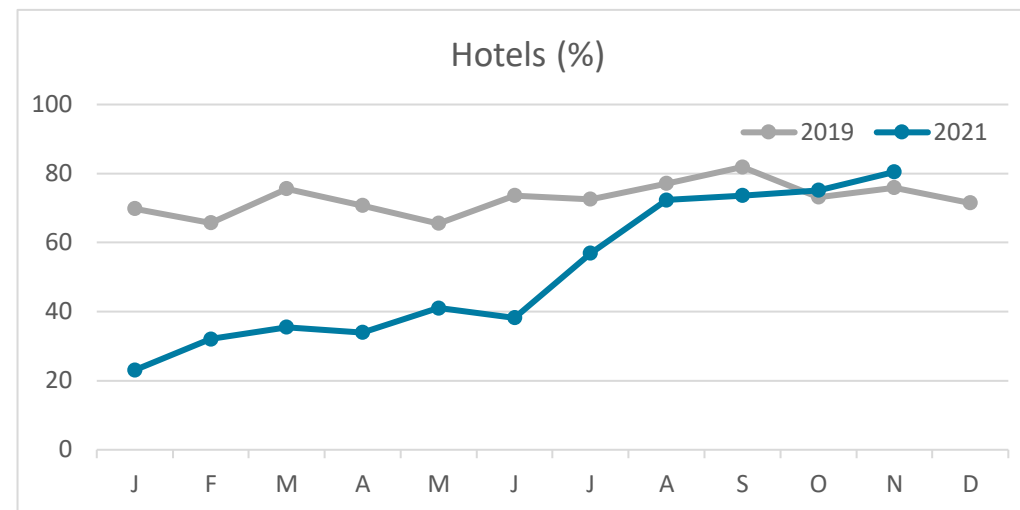
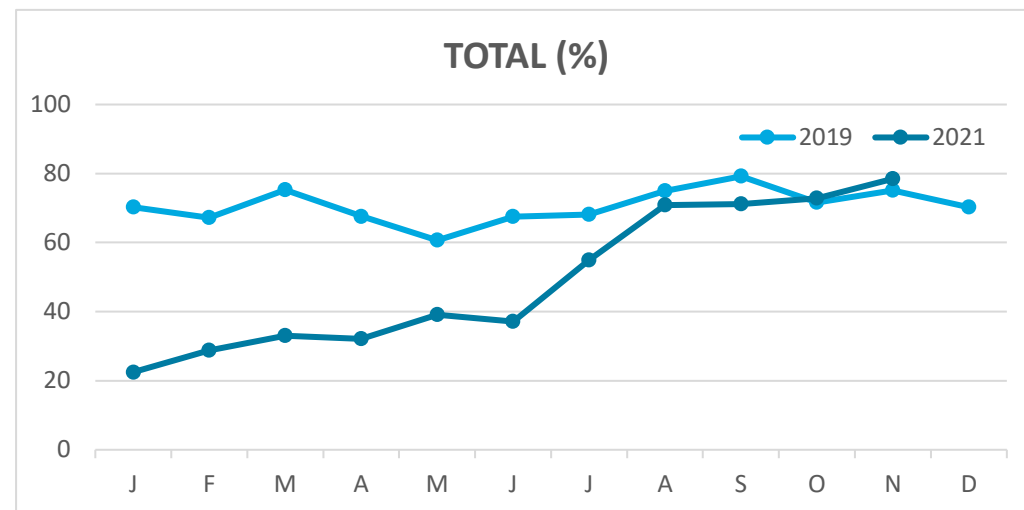


Note: LZ* (Lanzarote), FV* (Fuerteventura), GC* (Gran Canaria), TF* (Tenerife), LG* (La Gomera), LP* (La Palma) and EH* (El Hierro).
TOTAL does not coincide with the sum of hotel and non-hotel accommodations, since between April and July 2020 the breakdown by islands was not published.

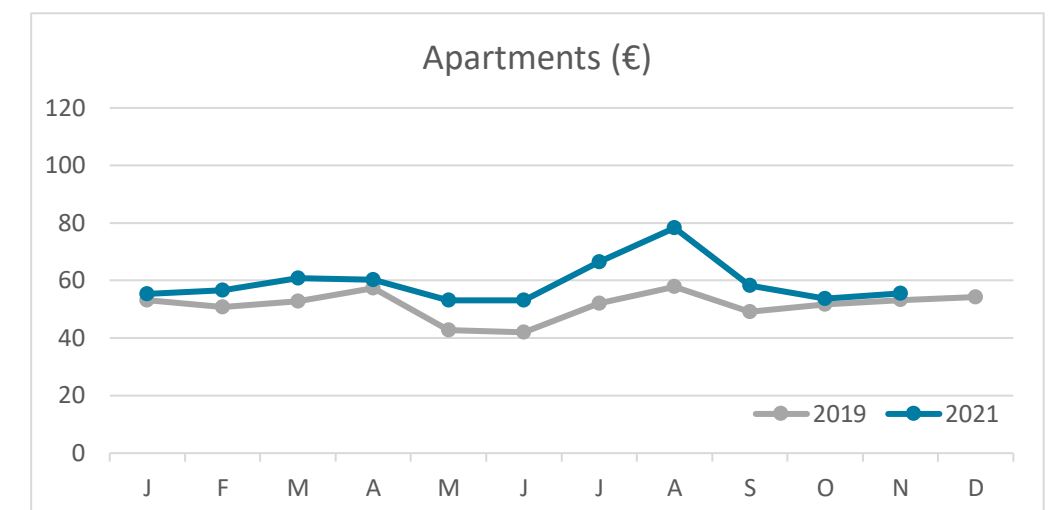
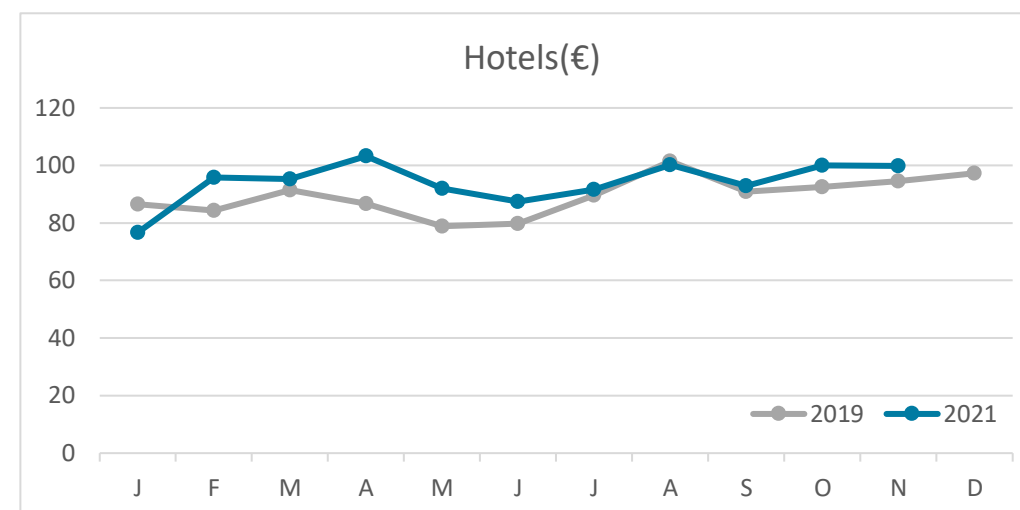
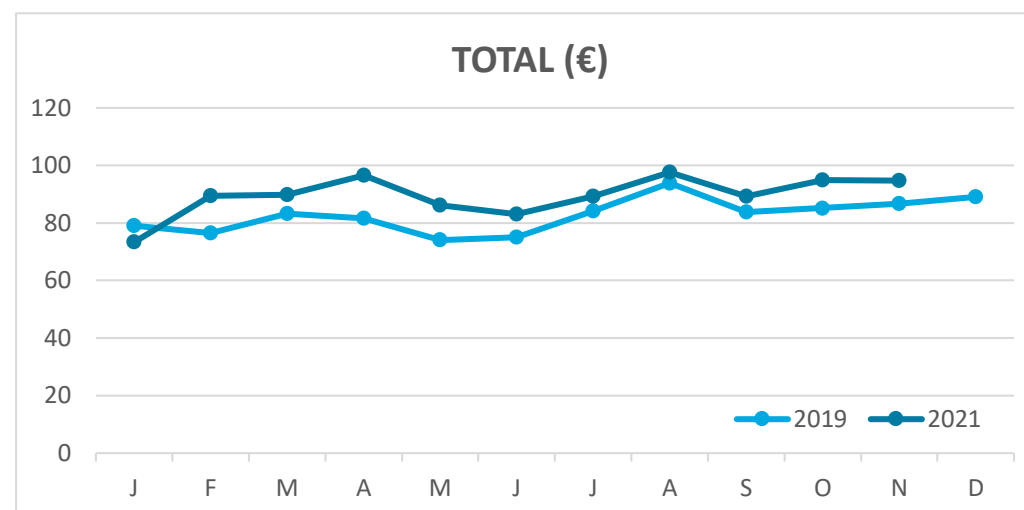
Main tourist accommodation indicators FUERTEVENTURA (January - November 2021)



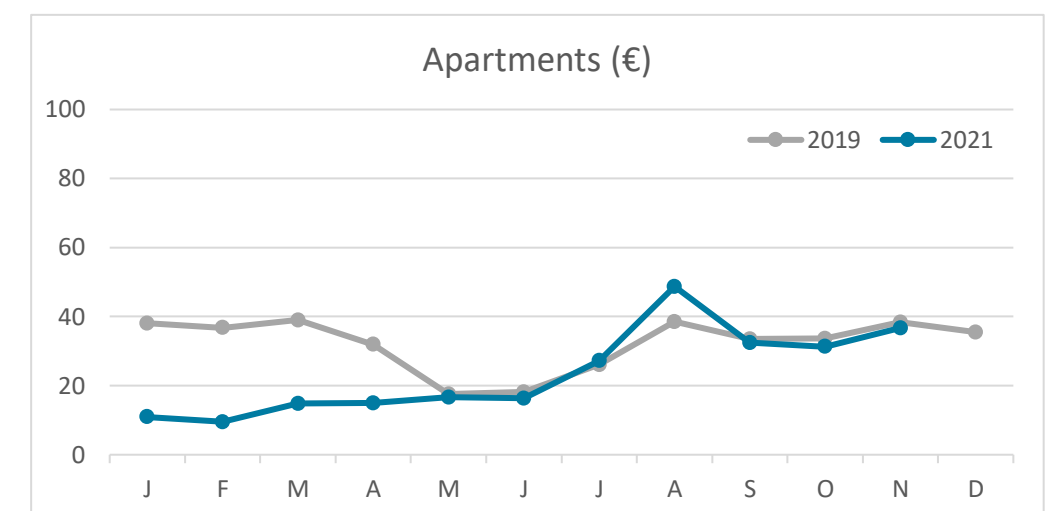
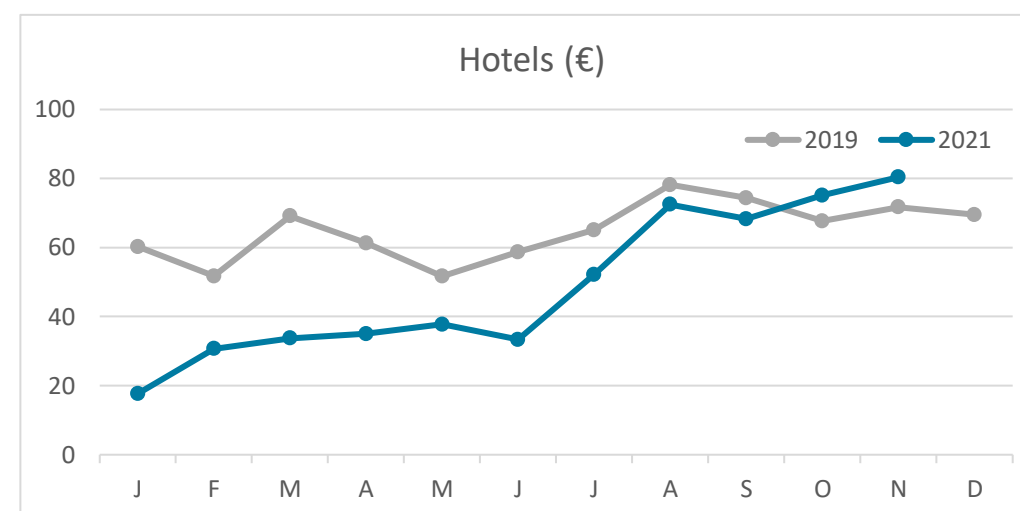
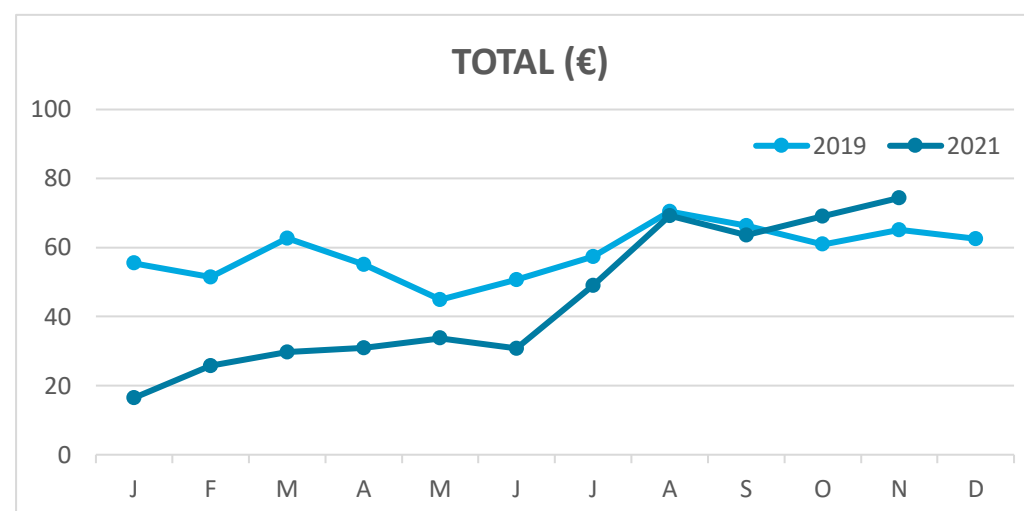
OCCUPANCY RATE PER ROOM / APARTMENT



ADR (Average Daily Rate)



REVPAR (Revenue Per Available Room)



Note: "Guests indicator" refers to number of guests checking in as new arrivals.
Source: Encuestas de Alojamiento Turístico (ISTAC)