

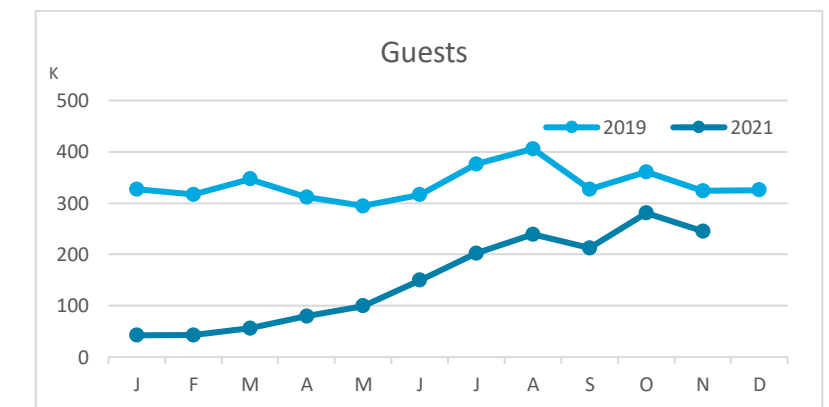
Main tourist accommodation indicators

GRAN CANARIA (January - November 2021)



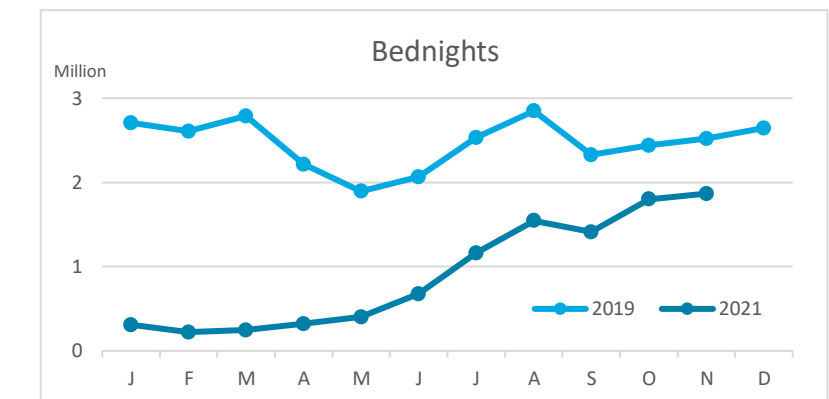
GUESTS BY ACCOMMODATION TYPE (*)

	Breakdown by accommodation type											
	TOTAL				Hotels				Apartments			
	Abroad	Mainland	Canary Islands	Total	Abroad	Mainland	Canary Islands	Total	Abroad	Mainland	Canary Islands	Total
Jan-Nov19	2,529,340	462,458	716,382	3,708,180	1,751,006	316,790	397,203	2,464,999	778,334	145,668	319,179	1,243,181
Jan-Nov21	873,687	223,117	554,025	1,650,829	707,270	203,586	393,464	1,304,320	166,417	19,531	160,561	346,509
Change	-1,655,653	-239,341	-162,357	-2,057,351	-1,043,736	-113,204	-3,739	-1,160,679	-611,917	-126,137	-158,618	-896,672
Change, %	-65.5%	-51.8%	-22.7%	-55.5%	-59.6%	-35.7%	-0.9%	-47.1%	-78.6%	-86.6%	-49.7%	-72.1%



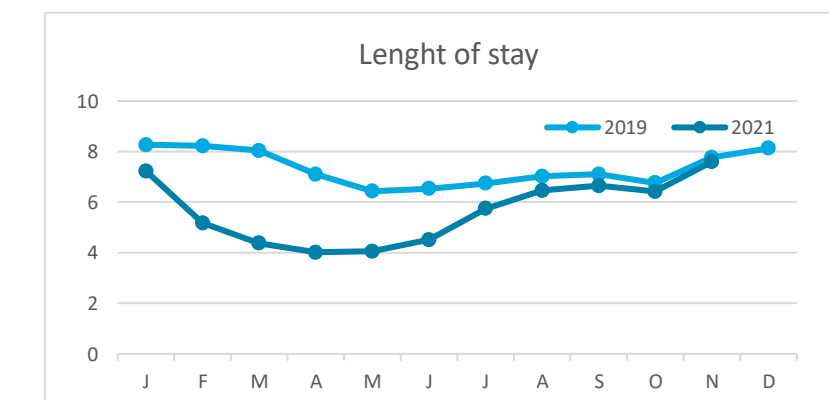
BEDNIGHTS

	Breakdown by accommodation type											
	TOTAL				Hotels				Apartments			
	Abroad	Mainland	Canary Islands	Total	Abroad	Mainland	Canary Islands	Total	Abroad	Mainland	Canary Islands	Total
Jan-Nov19	22,196,237	2,260,444	2,495,875	26,952,556	14,375,777	1,384,778	1,223,490	16,984,045	7,820,460	875,666	1,272,385	9,968,511
Jan-Nov21	6,956,091	976,935	2,033,636	9,966,662	5,394,144	855,479	1,270,339	7,519,962	1,561,947	121,456	763,297	2,446,700
Change	-15,240,146	-1,283,509	-462,239	-16,985,894	-8,981,633	-529,299	46,849	-9,464,083	-6,258,513	-754,210	-509,088	-7,521,811
Change, %	-68.7%	-56.8%	-18.5%	-63.0%	-62.5%	-38.2%	3.8%	-55.7%	-80.0%	-86.1%	-40.0%	-75.5%

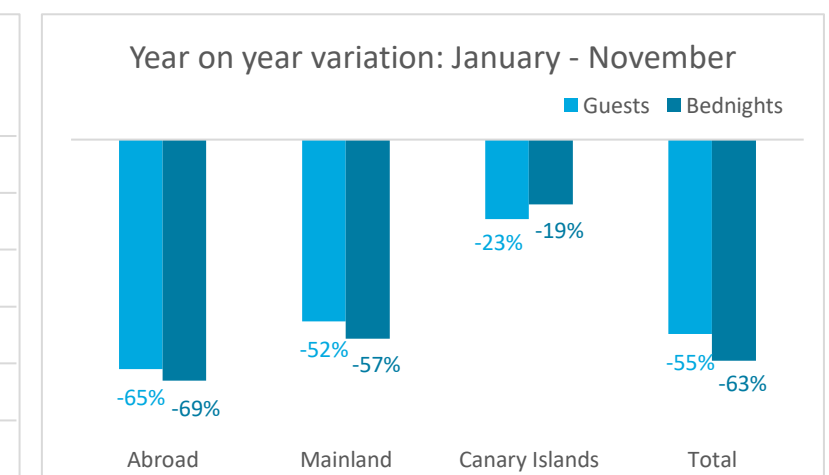
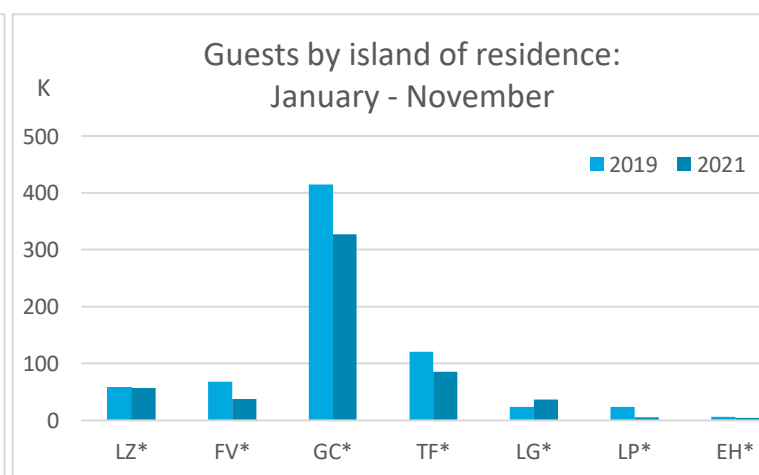
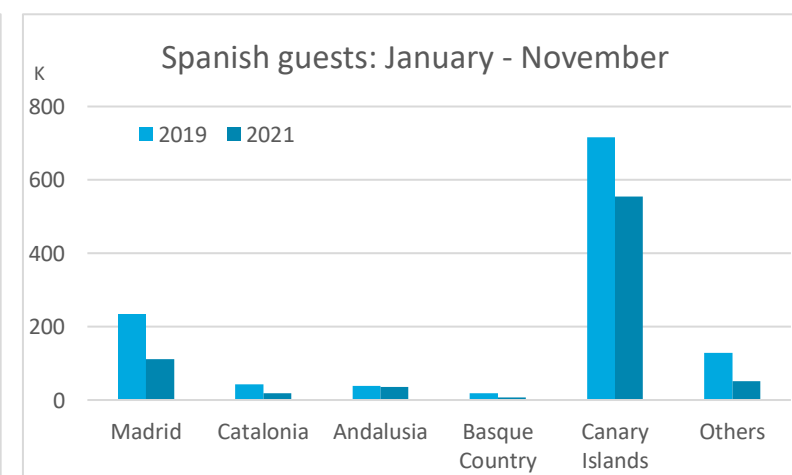
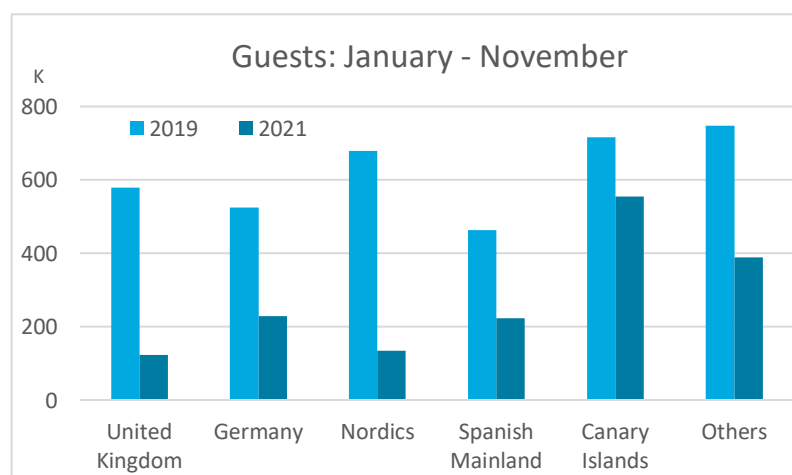


LENGHT OF STAY

	Breakdown by accommodation type											
	TOTAL				Hotels				Apartments			
	Abroad	Mainland	Canary Islands	Total	Abroad	Mainland	Canary Islands	Total	Abroad	Mainland	Canary Islands	Total
Jan-Nov19	8.8	4.9	3.5	7.3	8.2	4.4	3.1	6.9	10.0	6.0	4.0	8.0
Jan-Nov21	8.0	4.4	3.7	6.0	7.6	4.2	3.2	5.8	9.4	6.2	4.8	7.1
Change	-0.8	-0.5	0.2	-1.2	-0.6	-0.2	0.1	-1.1	-0.7	0.2	0.8	-1.0



GUESTS AND BEDNIGHTS BY PLACE OF RESIDENCE

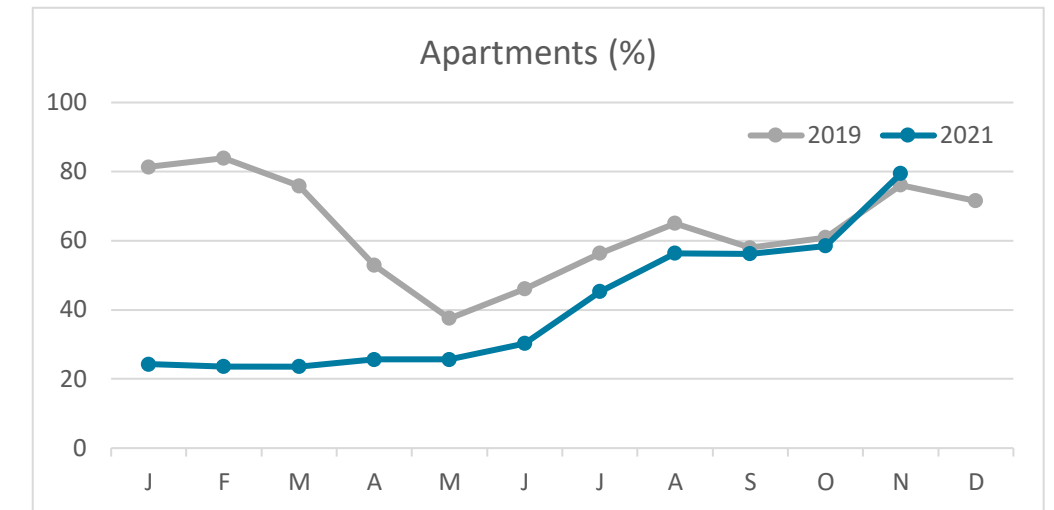
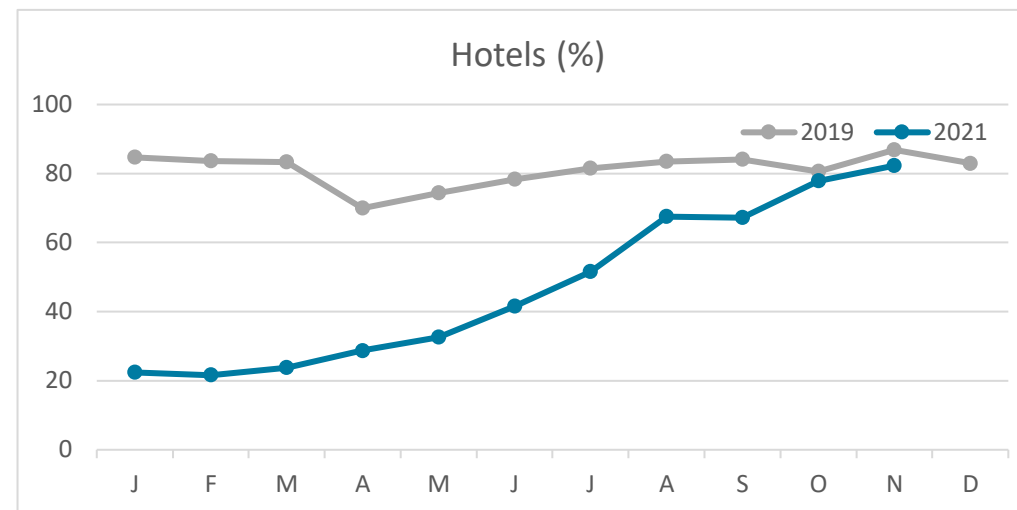
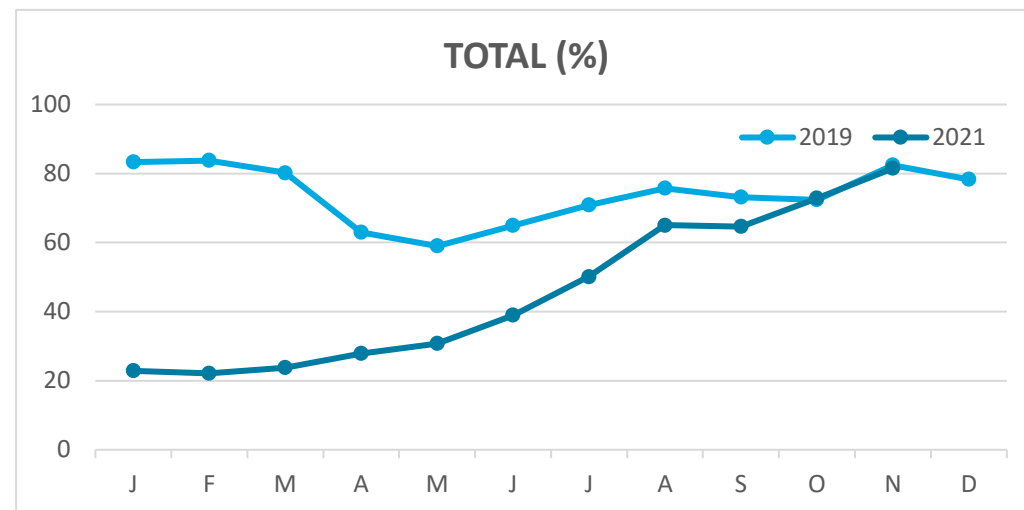


Note: LZ* (Lanzarote), FV* (Fuerteventura), GC* (Gran Canaria), TF* (Tenerife), LG* (La Gomera), LP* (La Palma) and EH* (El Hierro).
 TOTAL does not coincide with the sum of hotel and non-hotel accommodations, since between April and July 2020 the breakdown by islands was not published.

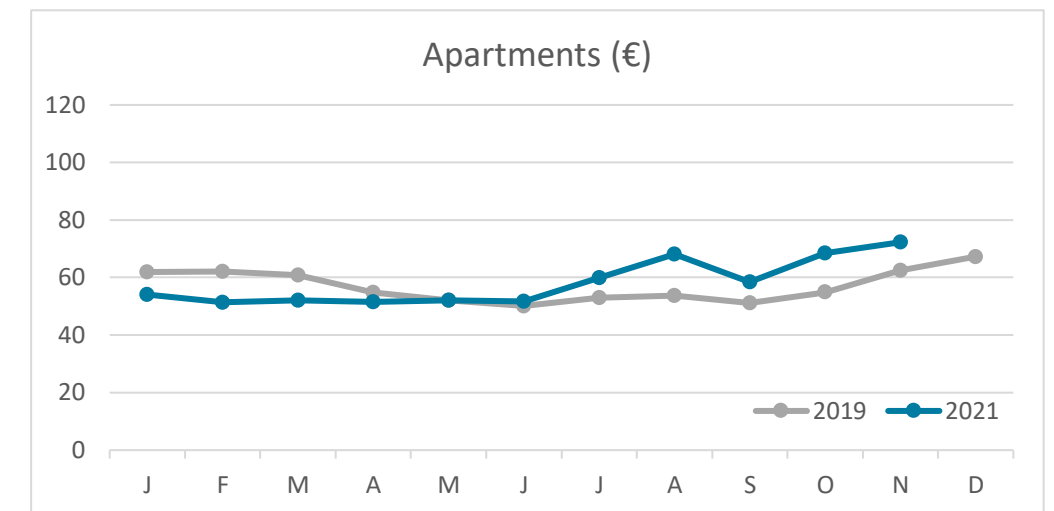
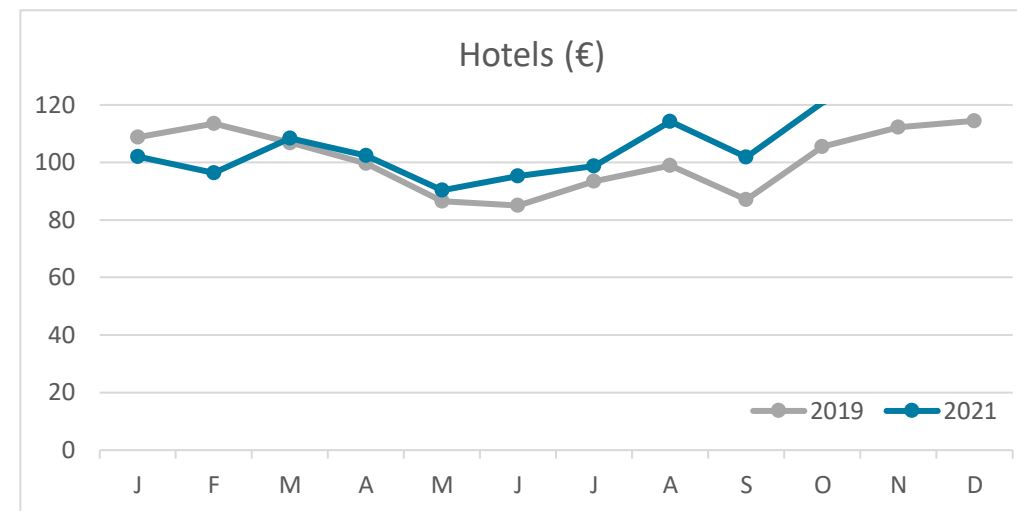
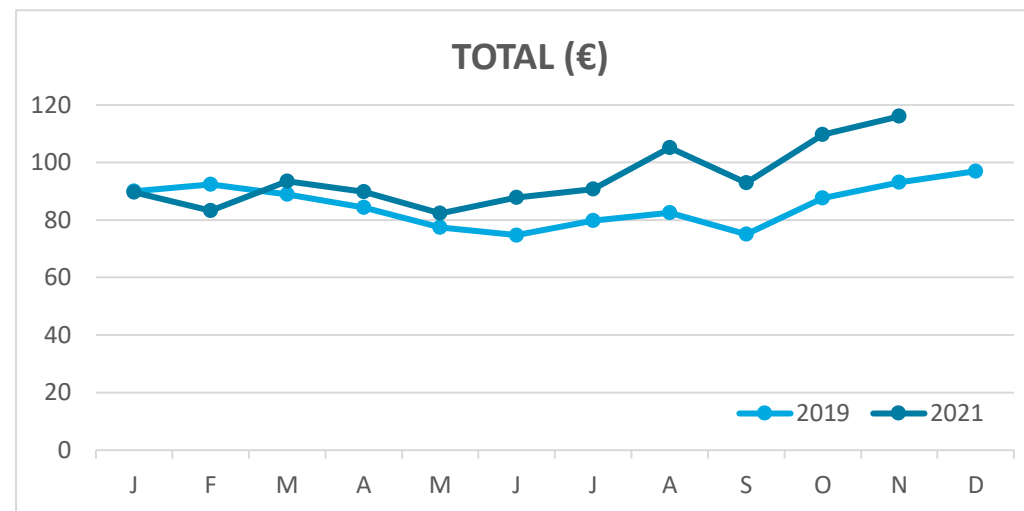
Main tourist accommodation indicators GRAN CANARIA (January - November 2021)



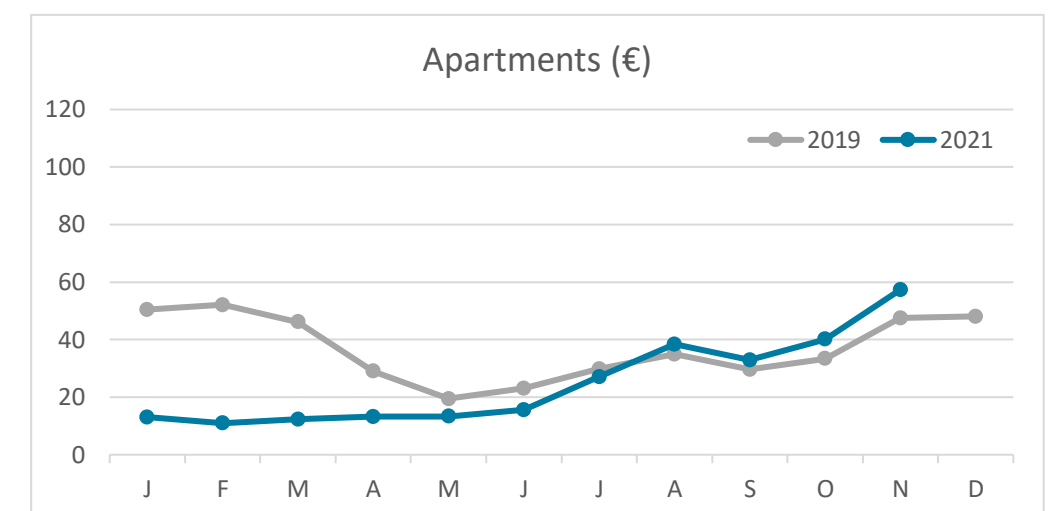
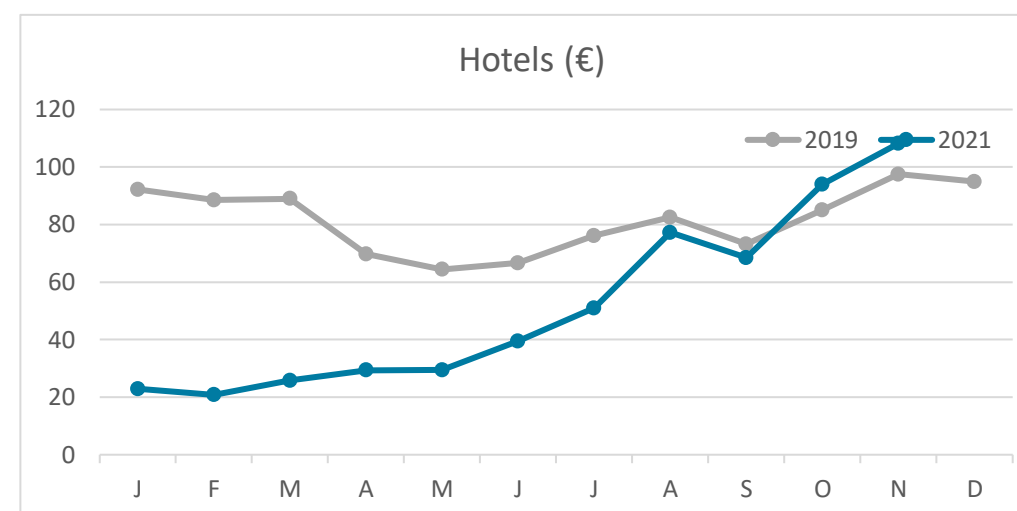
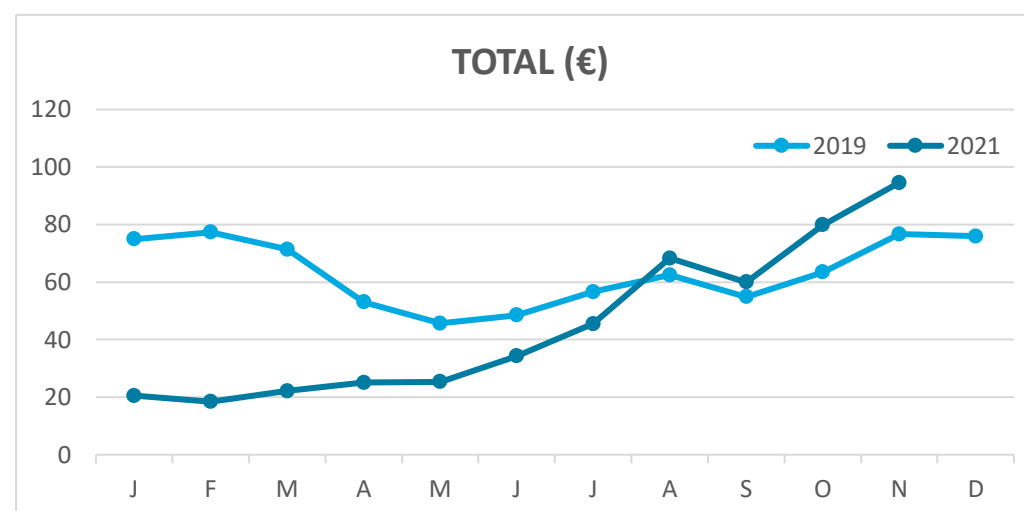
OCCUPANCY RATE PER ROOM / APARTMENT



ADR (Average Daily Rate)



REVPAR (Revenue Per Available Room)



Note: "Guests indicator" refers to number of guests checking in as new arrivals.
Source: Encuestas de Alojamiento Turístico (ISTAC)