

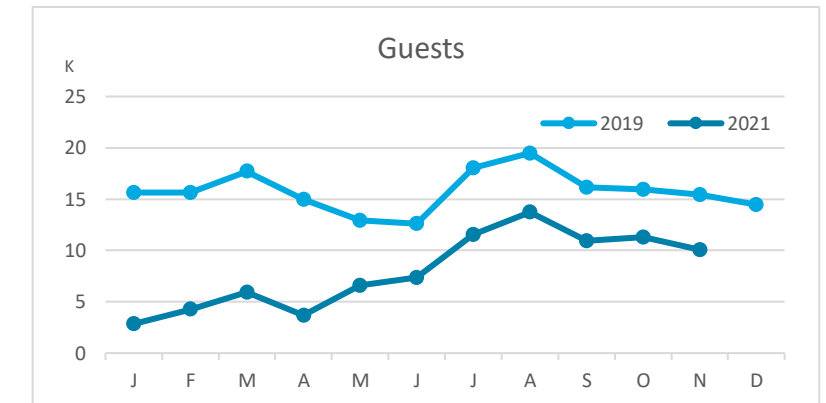
Main tourist accommodation indicators

LA GOMERA (January - November 2021)



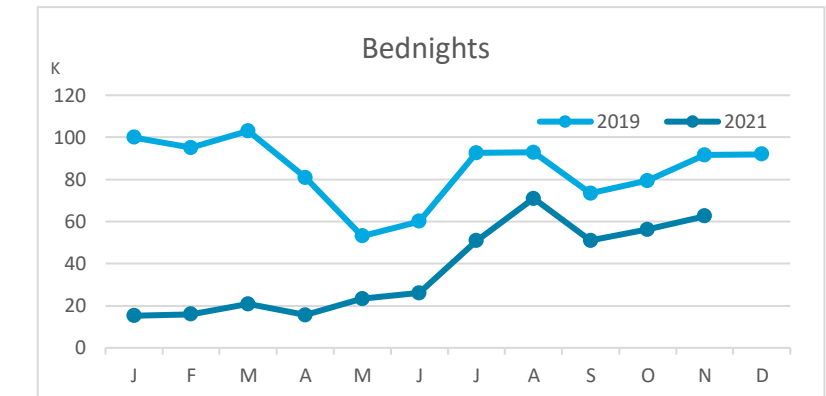
GUESTS BY ACCOMMODATION TYPE (*)

	Breakdown by accommodation type											
	TOTAL				Hotels				Apartments			
	Abroad	Mainland	Canary Islands	Total	Abroad	Mainland	Canary Islands	Total	Abroad	Mainland	Canary Islands	Total
Jan-Nov19	84,432	9,715	80,370	174,517	52,753	6,232	47,646	106,631	31,679	3,483	32,724	67,886
Jan-Nov21	31,422	5,984	50,855	88,261	21,524	3,722	31,729	56,975	9,898	2,262	19,126	31,286
Change	-53,010	-3,731	-29,515	-86,256	-31,229	-2,510	-15,917	-49,656	-21,781	-1,221	-13,598	-36,600
Change, %	-62.8%	-38.4%	-36.7%	-49.4%	-59.2%	-40.3%	-33.4%	-46.6%	-68.8%	-35.1%	-41.6%	-53.9%



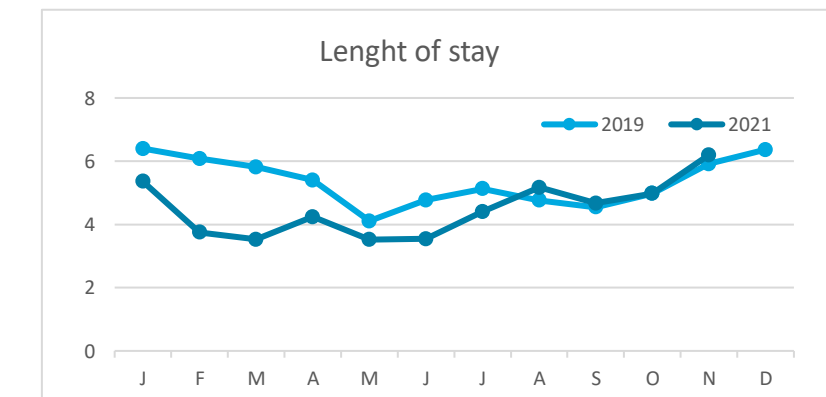
BEDNIGHTS

	Breakdown by accommodation type											
	TOTAL				Hotels				Apartments			
	Abroad	Mainland	Canary Islands	Total	Abroad	Mainland	Canary Islands	Total	Abroad	Mainland	Canary Islands	Total
Jan-Nov19	667,836	28,394	225,685	921,915	360,941	17,016	104,692	482,649	306,895	11,378	120,993	439,266
Jan-Nov21	223,289	21,197	164,361	408,847	141,055	12,944	84,729	238,728	82,234	8,253	79,632	170,119
Change	-444,547	-7,197	-61,324	-513,068	-219,886	-4,072	-19,963	-243,921	-224,661	-3,125	-41,361	-269,147
Change, %	-66.6%	-25.3%	-27.2%	-55.7%	-60.9%	-23.9%	-19.1%	-50.5%	-73.2%	-27.5%	-34.2%	-61.3%

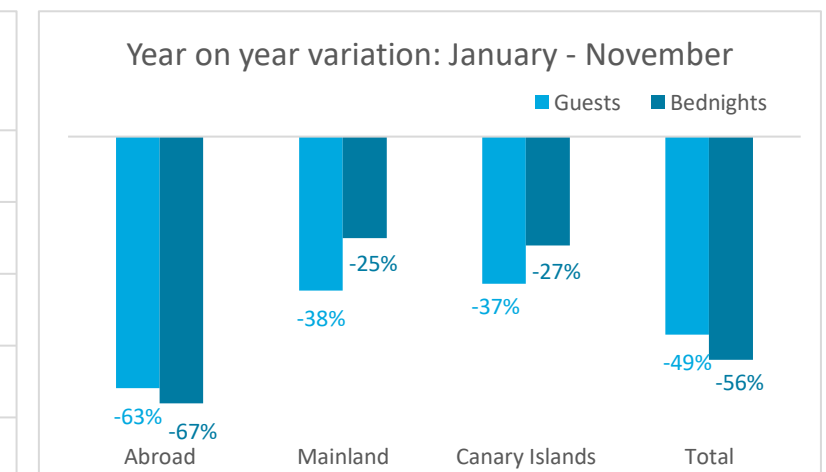
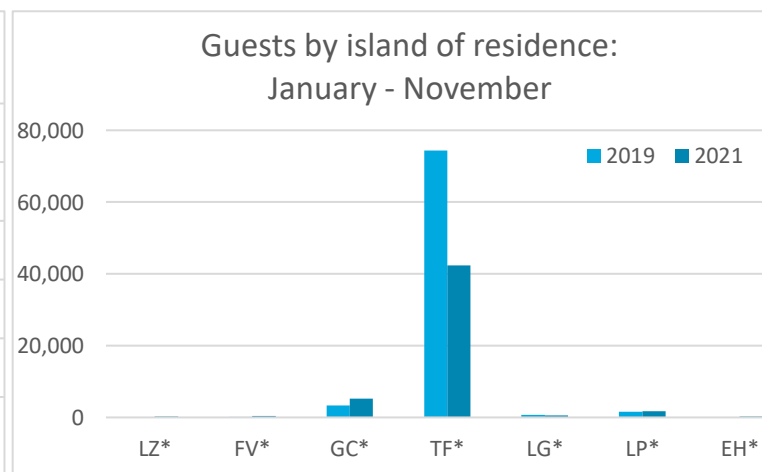
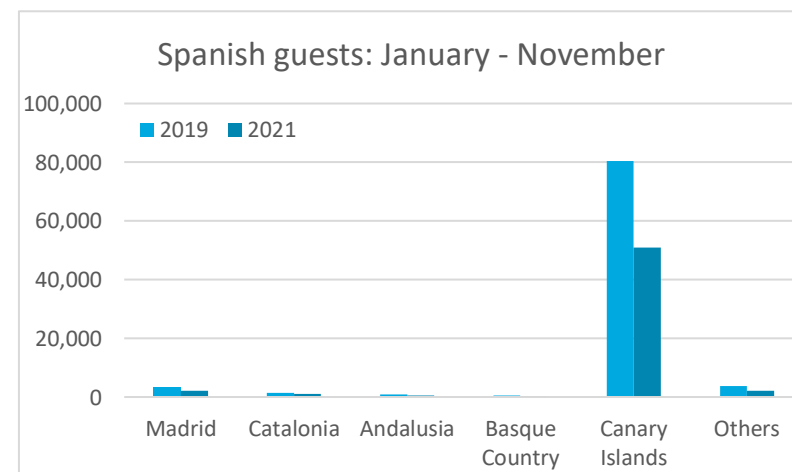
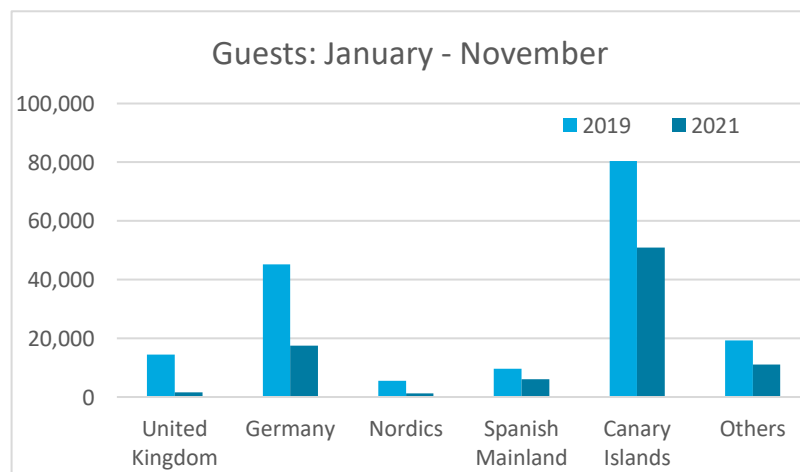


LENGHT OF STAY

	Breakdown by accommodation type											
	TOTAL				Hotels				Apartments			
	Abroad	Mainland	Canary Islands	Total	Abroad	Mainland	Canary Islands	Total	Abroad	Mainland	Canary Islands	Total
Jan-Nov19	7.9	2.9	2.8	5.3	6.8	2.7	2.2	4.5	9.7	3.3	3.7	6.5
Jan-Nov21	7.1	3.5	3.2	4.6	6.6	3.5	2.7	4.2	8.3	3.6	4.2	5.4
Change	-0.8	0.6	0.4	-0.7	-0.3	0.7	0.5	-0.3	-1.4	0.4	0.5	-1.0



GUESTS AND BEDNIGHTS BY PLACE OF RESIDENCE

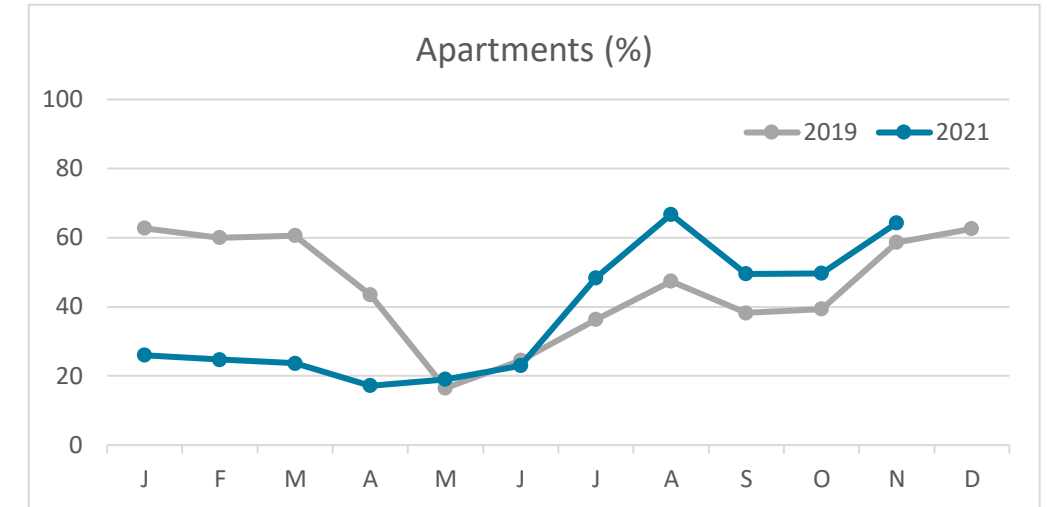
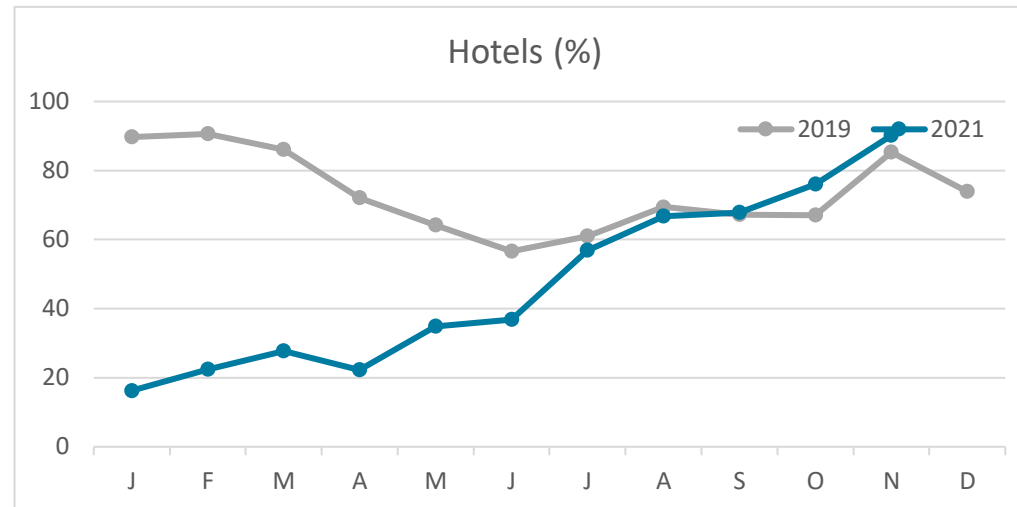
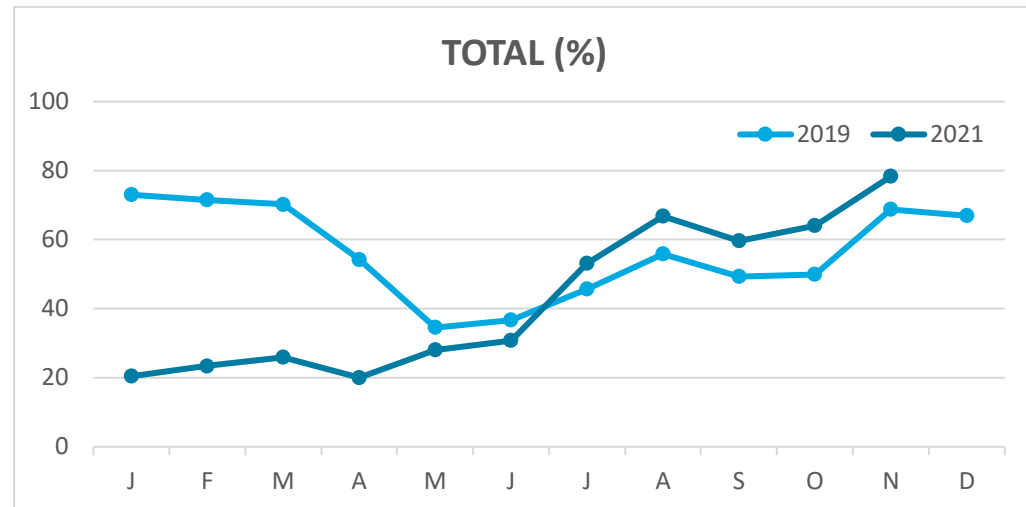


Note: LZ* (Lanzarote), FV* (Fuerteventura), GC* (Gran Canaria), TF* (Tenerife), LG* (La Gomera), LP* (La Palma) and EH* (El Hierro).
 TOTAL does not coincide with the sum of hotel and non-hotel accommodations, since between April and July 2020 the breakdown by islands was not published.

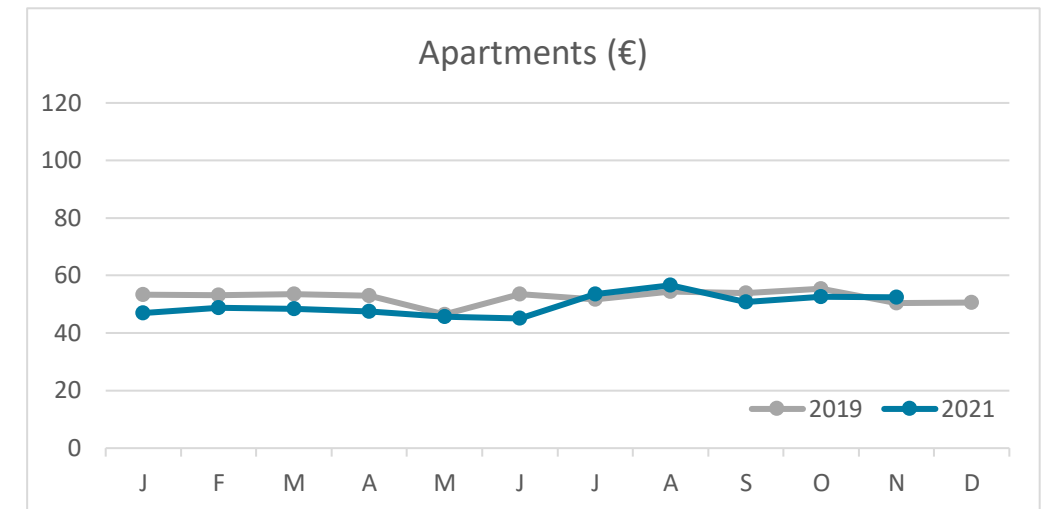
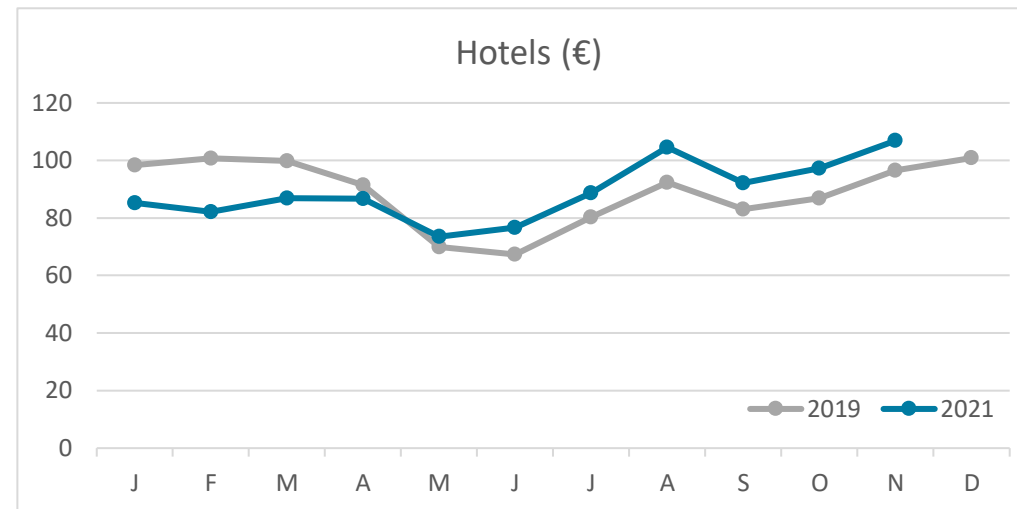
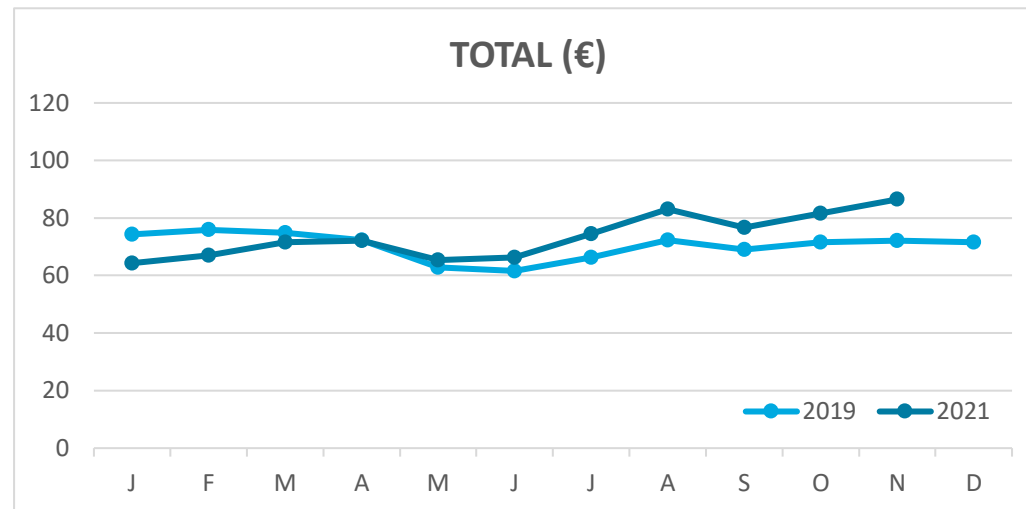
Main tourist accommodation indicators LA GOMERA (January - November 2021)



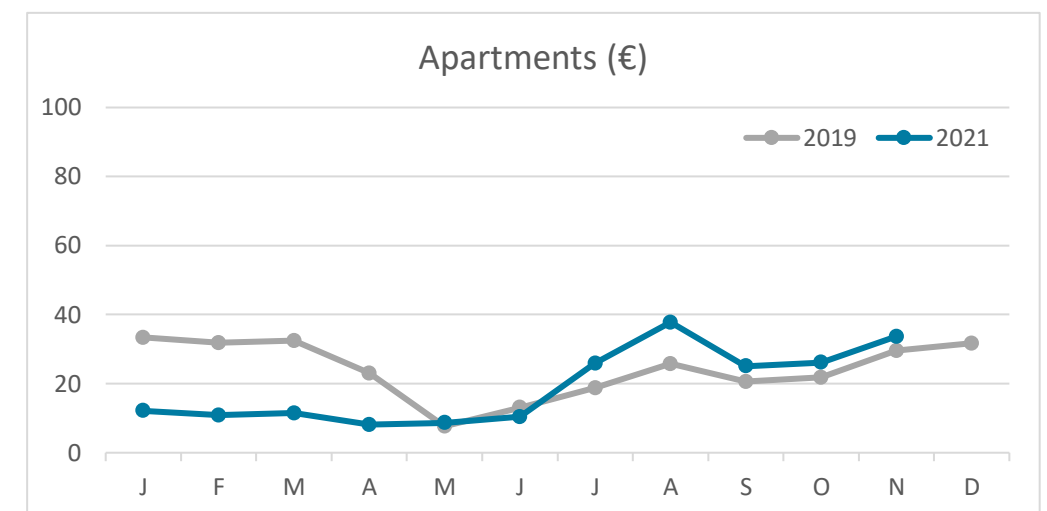
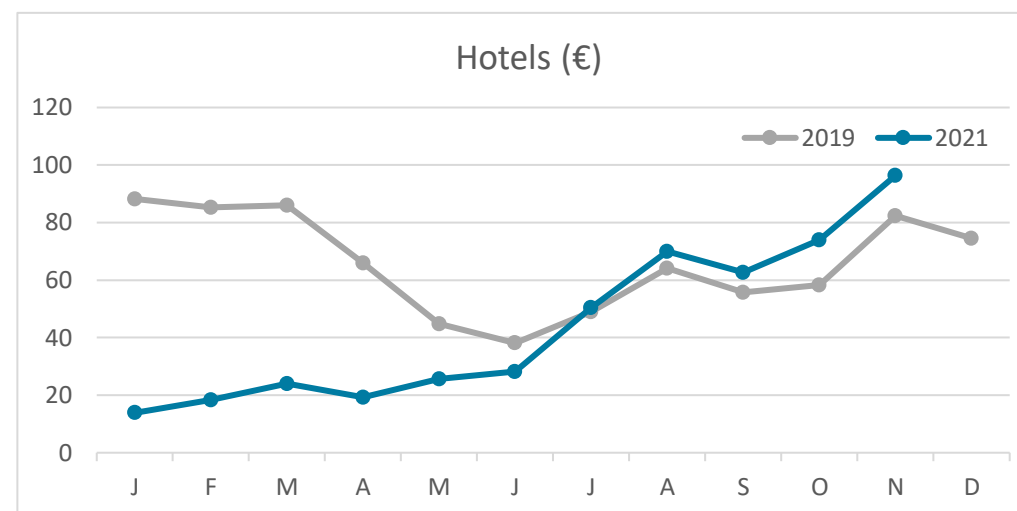
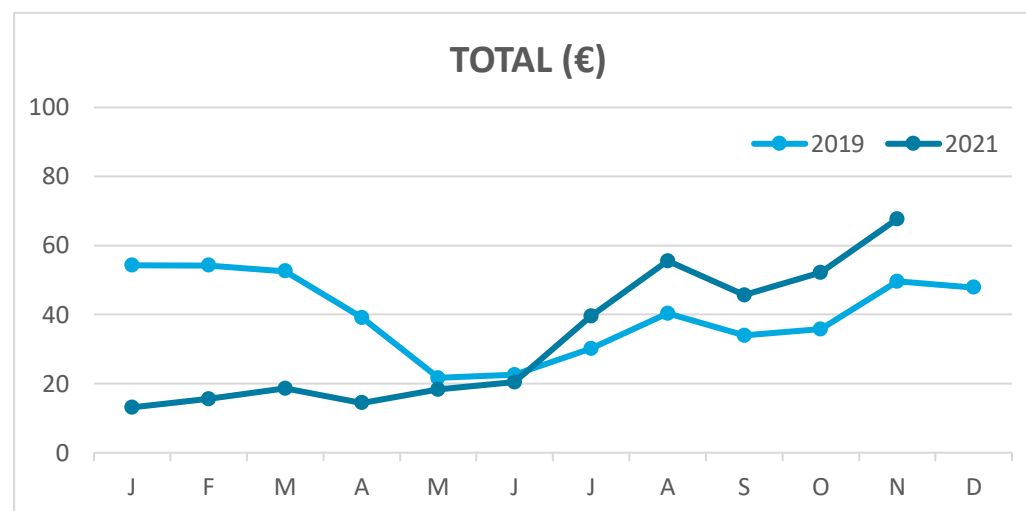
OCCUPANCY RATE PER ROOM / APARTMENT



ADR (Average Daily Rate)



REVPAR (Revenue Per Available Room)



Note: "Guests indicator" refers to number of guests checking in as new arrivals.
Source: Encuestas de Alojamiento Turístico (ISTAC)