
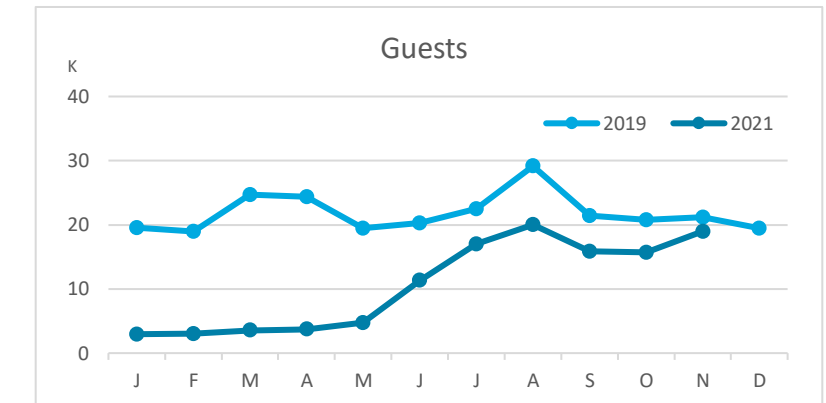


Main tourist accommodation indicators LA PALMA (January - November 2021)



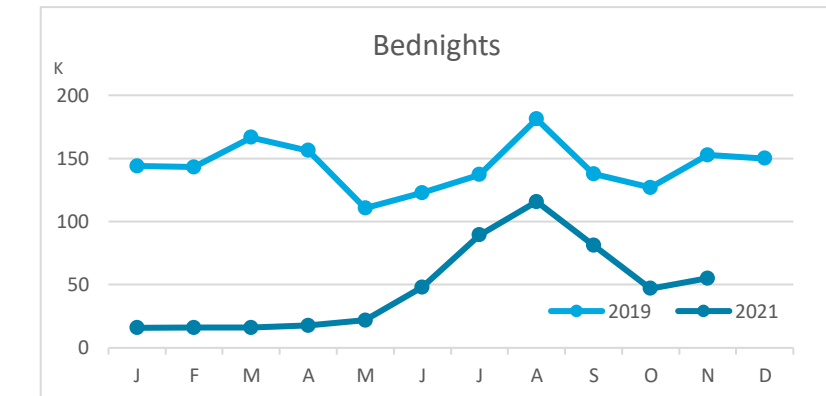
GUESTS BY ACCOMMODATION TYPE (*)

	Breakdown by accommodation type											
	TOTAL				Hotels				Apartments			
	Abroad	Mainland	Canary Islands	Total	Abroad	Mainland	Canary Islands	Total	Abroad	Mainland	Canary Islands	Total
Jan-Nov19	138,301	41,316	62,691	242,308	99,827	34,190	40,547	174,564	38,474	7,126	22,144	67,744
Jan-Nov21	24,036	59,698	33,214	116,948	15,779	52,125	18,721	86,625	8,257	7,573	14,493	30,323
Change	-114,265	18,382	-29,477	-125,360	-84,048	17,935	-21,826	-87,939	-30,217	447	-7,651	-37,421
Change, %	-82.6%	44.5%	-47.0%	-51.7%	-84.2%	52.5%	-53.8%	-50.4%	-78.5%	6.3%	-34.6%	-55.2%



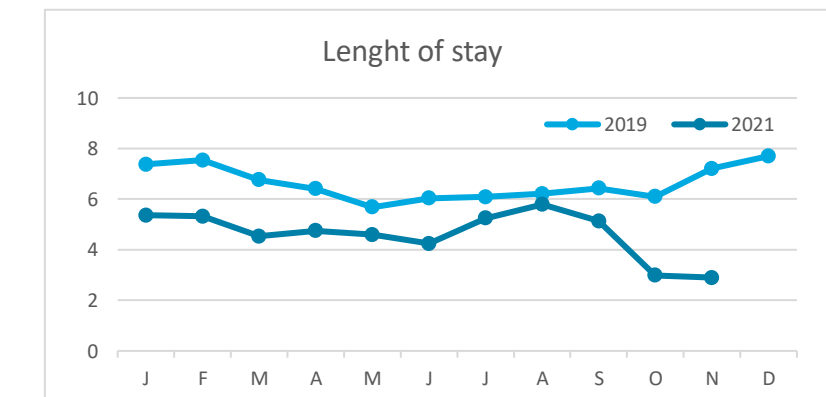
BEDNIGHTS

	Breakdown by accommodation type											
	TOTAL				Hotels				Apartments			
	Abroad	Mainland	Canary Islands	Total	Abroad	Mainland	Canary Islands	Total	Abroad	Mainland	Canary Islands	Total
Jan-Nov19	1,145,803	200,373	232,302	1,578,478	725,839	155,364	113,051	994,254	419,964	45,009	119,251	584,224
Jan-Nov21	167,709	233,654	122,663	524,026	90,230	193,284	64,319	347,833	77,479	40,370	58,344	176,193
Change	-978,094	33,281	-109,639	-1,054,452	-635,609	37,920	-48,732	-646,421	-342,485	-4,639	-60,907	-408,031
Change, %	-85.4%	16.6%	-47.2%	-66.8%	-87.6%	24.4%	-43.1%	-65.0%	-81.6%	-10.3%	-51.1%	-69.8%

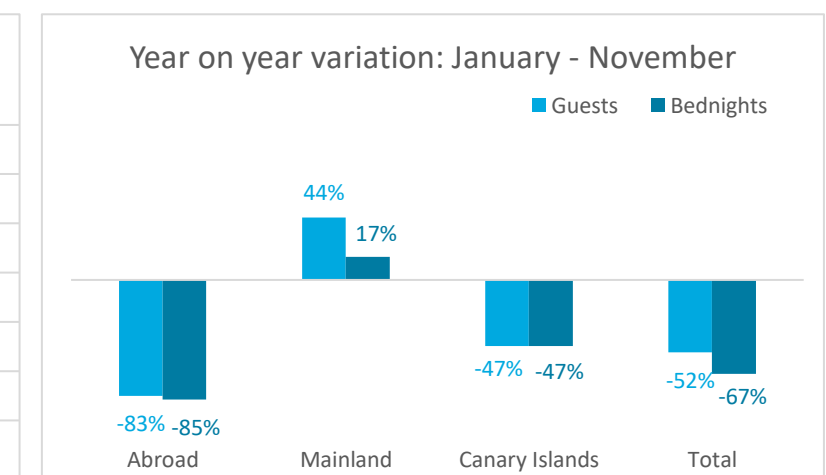
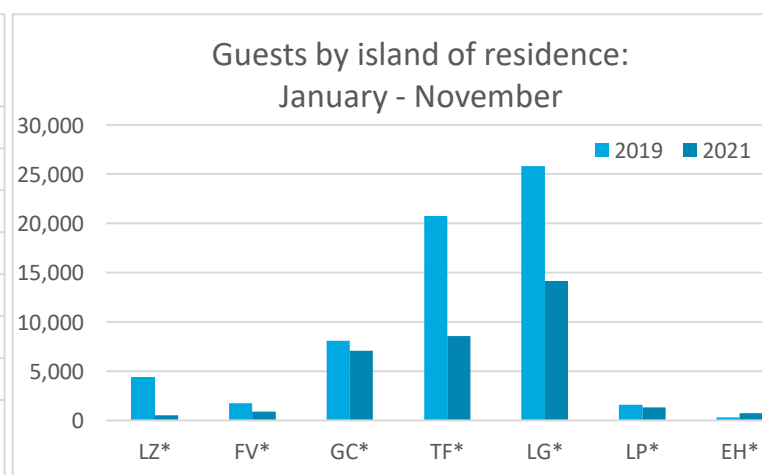
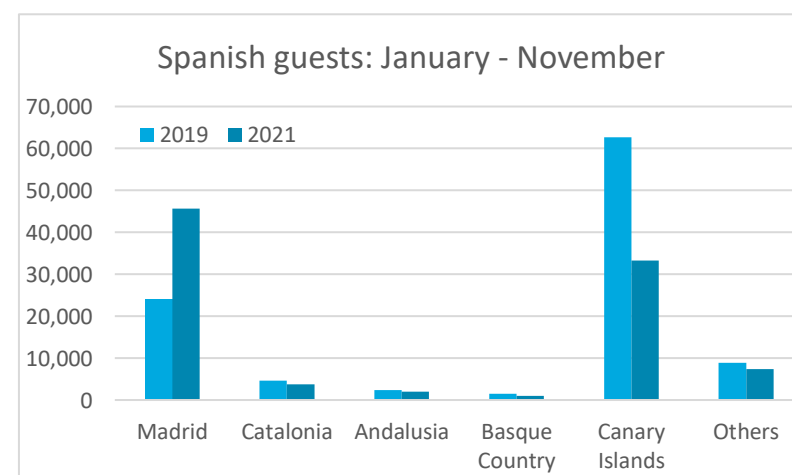
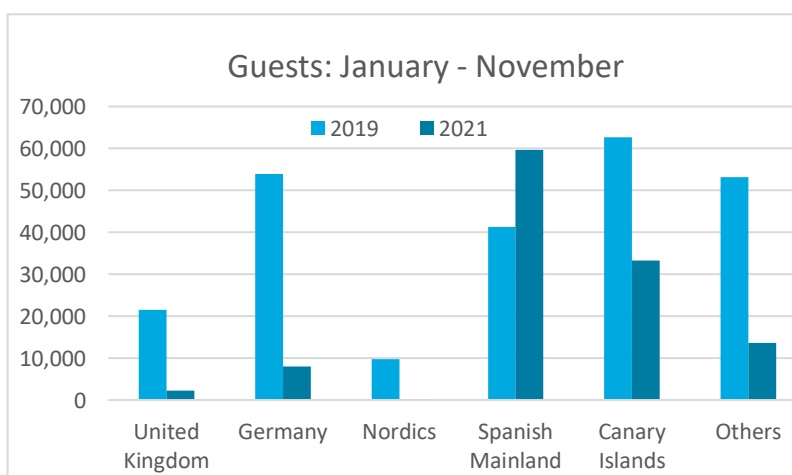


LENGTH OF STAY

	Breakdown by accommodation type											
	TOTAL				Hotels				Apartments			
	Abroad	Mainland	Canary Islands	Total	Abroad	Mainland	Canary Islands	Total	Abroad	Mainland	Canary Islands	Total
Jan-Nov19	8.3	4.8	3.7	6.5	7.3	4.5	2.8	5.7	10.9	6.3	5.4	8.6
Jan-Nov21	7.0	3.9	3.7	4.5	5.7	3.7	3.4	4.0	9.4	5.3	4.0	5.8
Change	-1.3	-0.9	0.0	-2.0	-1.6	-0.8	0.6	-1.7	-1.5	-1.0	-1.4	-2.8




GUESTS AND BEDNIGHTS BY PLACE OF RESIDENCE

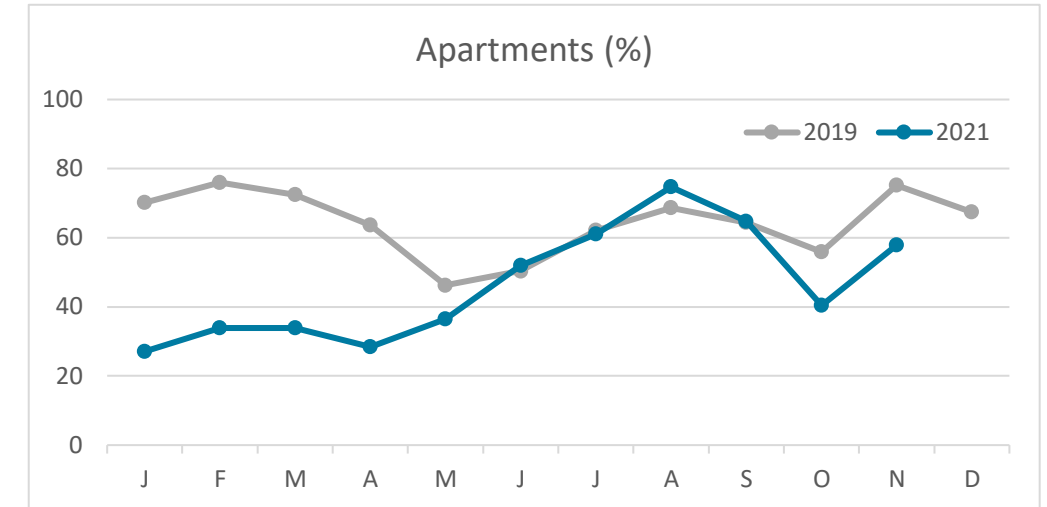
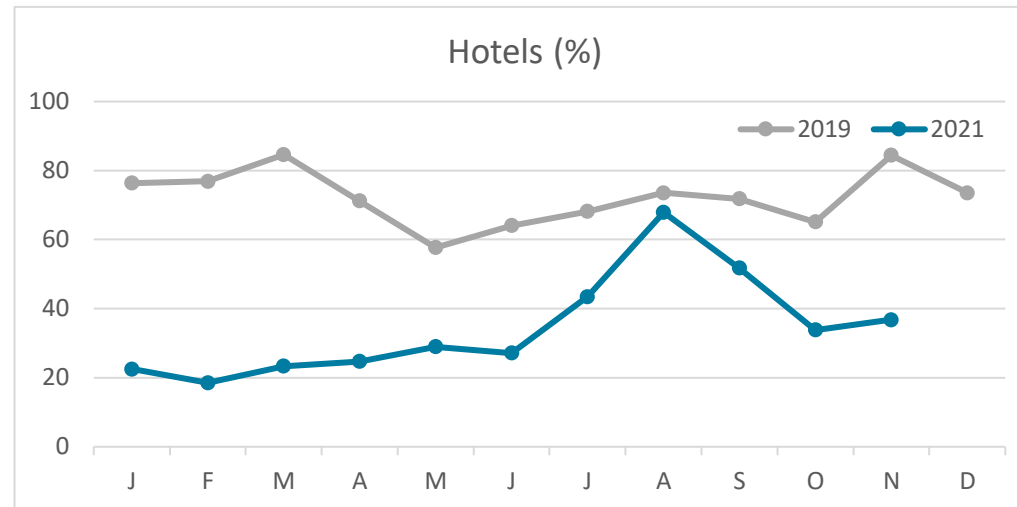
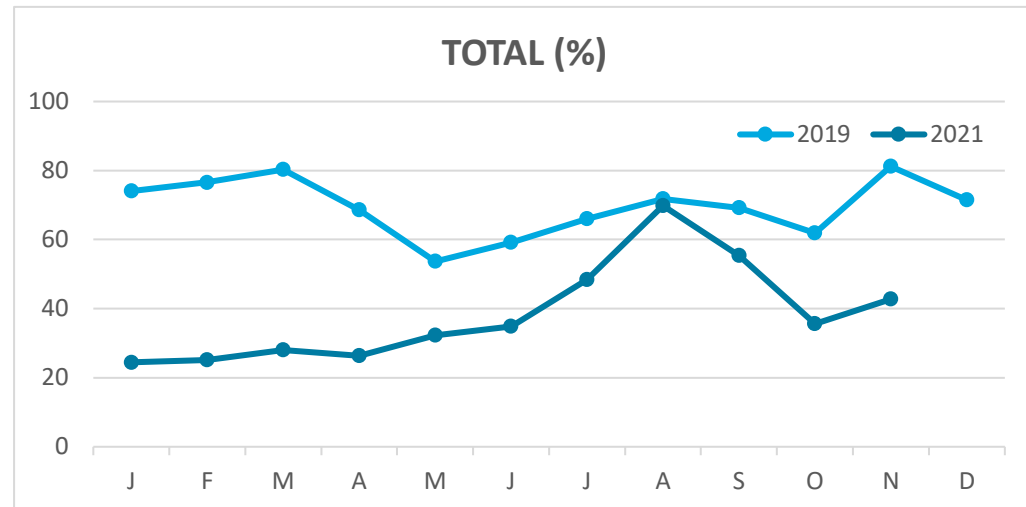


Note: LZ* (Lanzarote), FV* (Fuerteventura), GC* (Gran Canaria), TF* (Tenerife), LG* (La Gomera), LP* (La Palma) and EH* (El Hierro).
TOTAL does not coincide with the sum of hotel and non-hotel accommodations, since between April and July 2020 the breakdown by islands was not published.

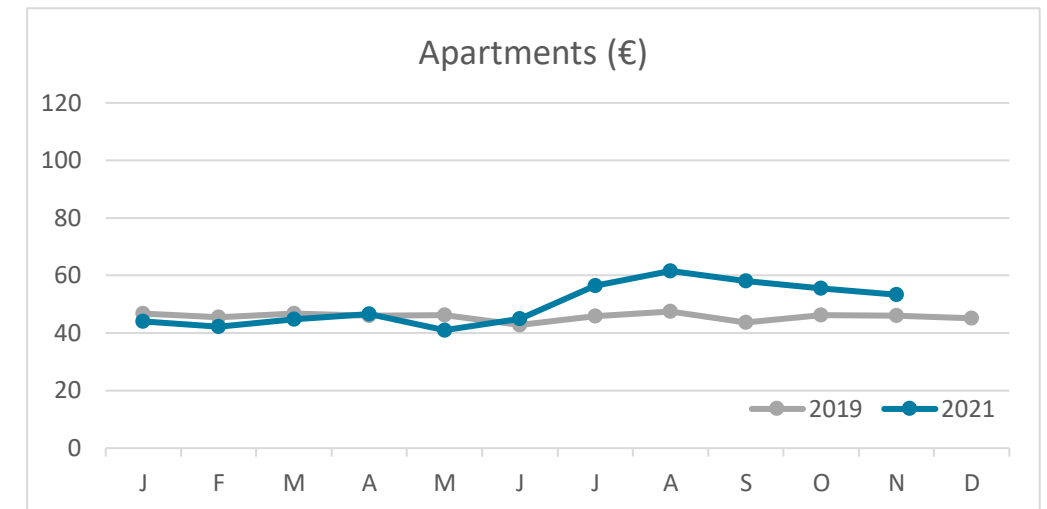
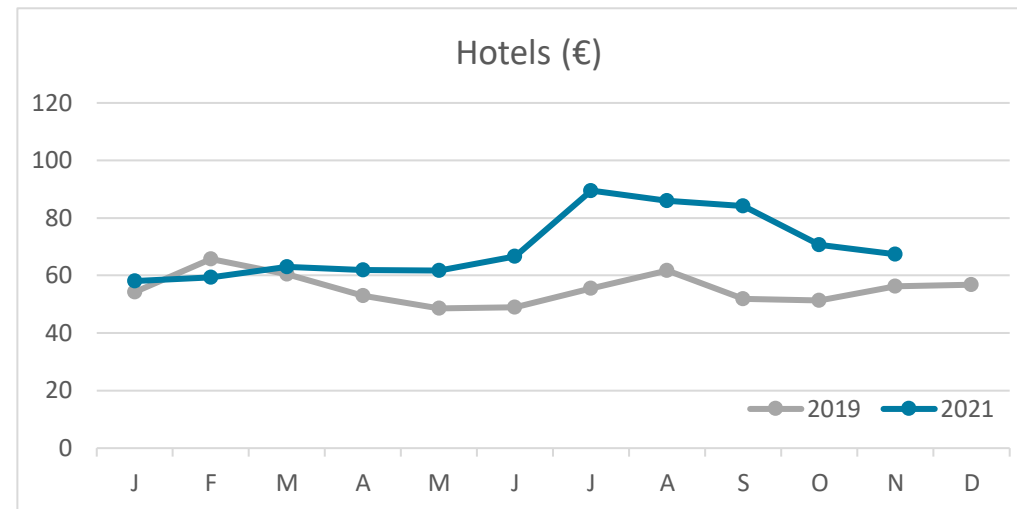
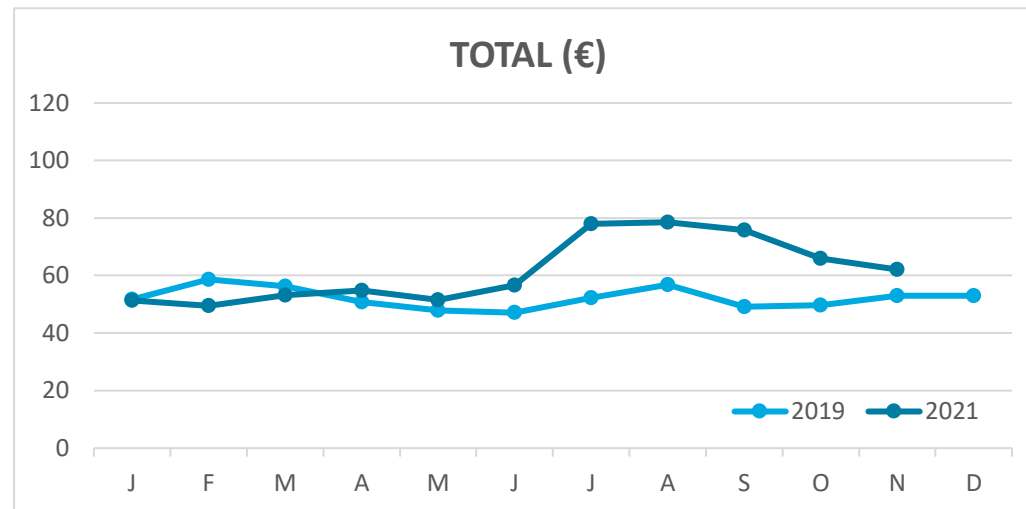
Main tourist accommodation indicators LA PALMA (January - November 2021)



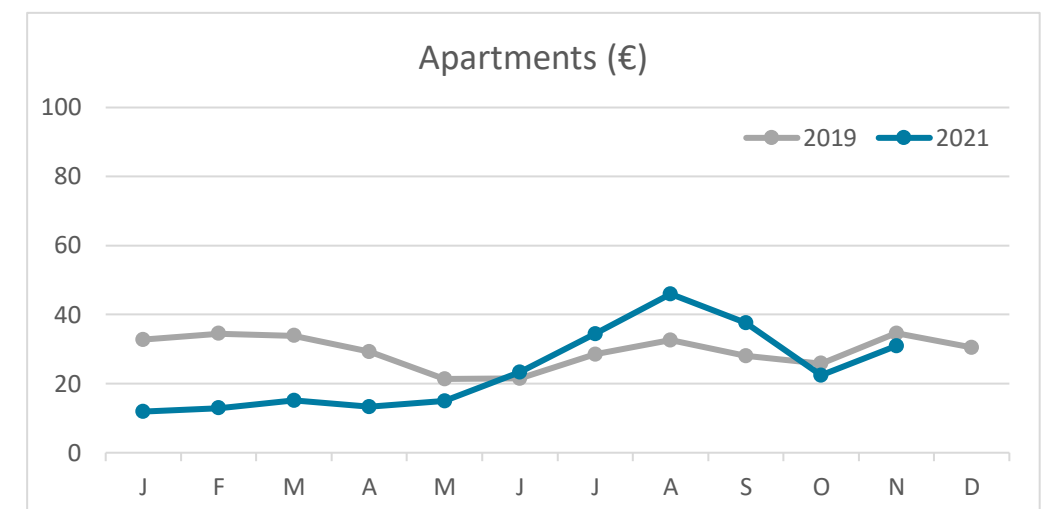
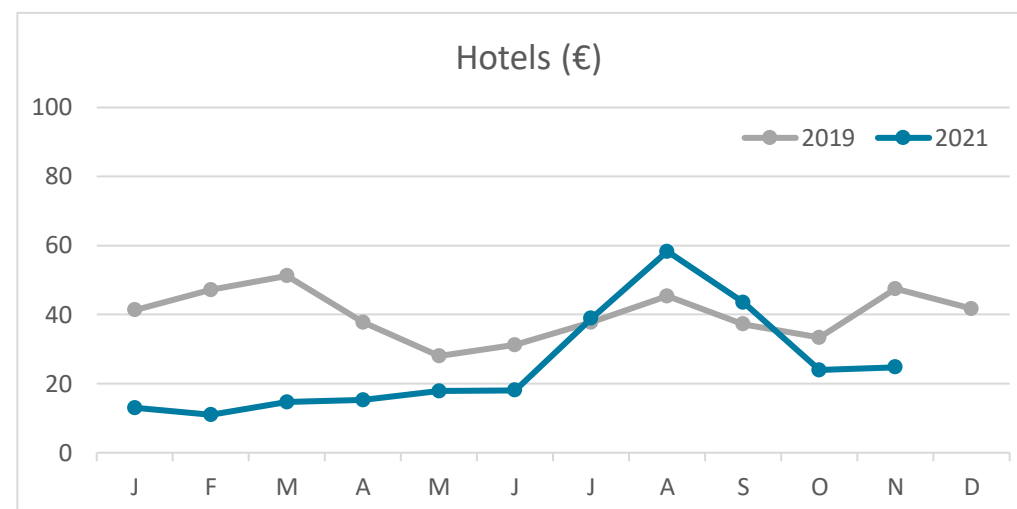
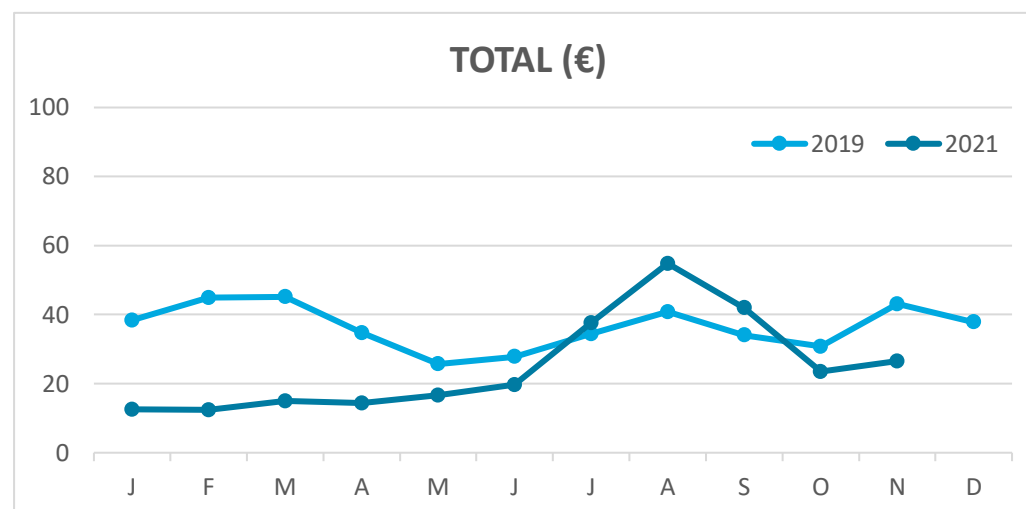
OCCUPANCY RATE PER ROOM / APARTMENT



ADR (Average Daily Rate)



REVPAR (Revenue Per Available Room)



Note: "Guests indicator" refers to number of guests checking in as new arrivals.
Source: Encuestas de Alojamiento Turístico (ISTAC)