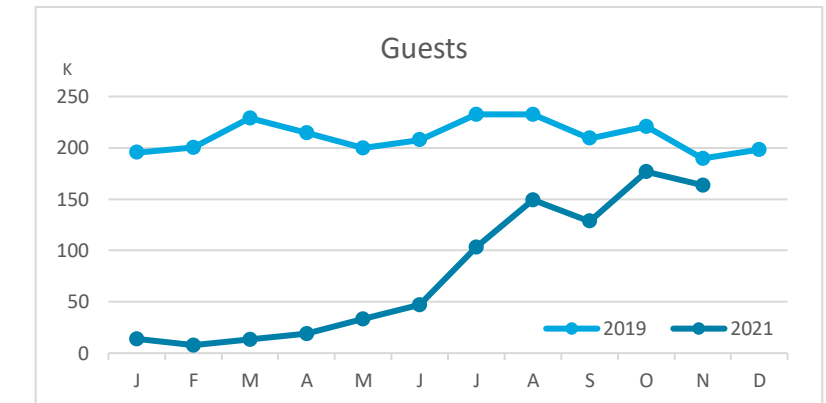


Main tourist accommodation indicators LANZAROTE (January - November 2021)



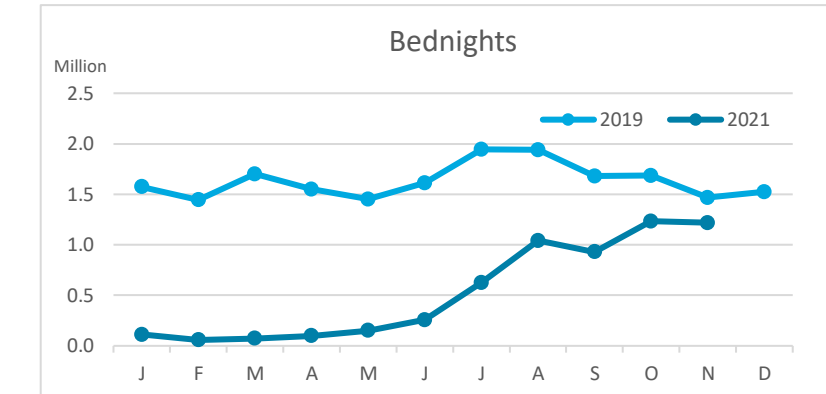
GUESTS BY ACCOMMODATION TYPE (*)

	Breakdown by accommodation type											
	TOTAL				Hotels				Apartments			
	Abroad	Mainland	Canary Islands	Total	Abroad	Mainland	Canary Islands	Total	Abroad	Mainland	Canary Islands	Total
Jan-Nov19	1,985,570	222,626	123,603	2,331,799	1,294,244	184,953	67,666	1,546,863	691,326	37,673	55,937	784,936
Jan-Nov21	563,336	189,083	103,102	855,521	404,533	152,703	57,036	614,272	158,803	36,380	46,066	241,249
Change	-1,422,234	-33,543	-20,501	-1,476,278	-889,711	-32,250	-10,630	-932,591	-532,523	-1,293	-9,871	-543,687
Change, %	-71.6%	-15.1%	-16.6%	-63.3%	-68.7%	-17.4%	-15.7%	-60.3%	-77.0%	-3.4%	-17.6%	-69.3%



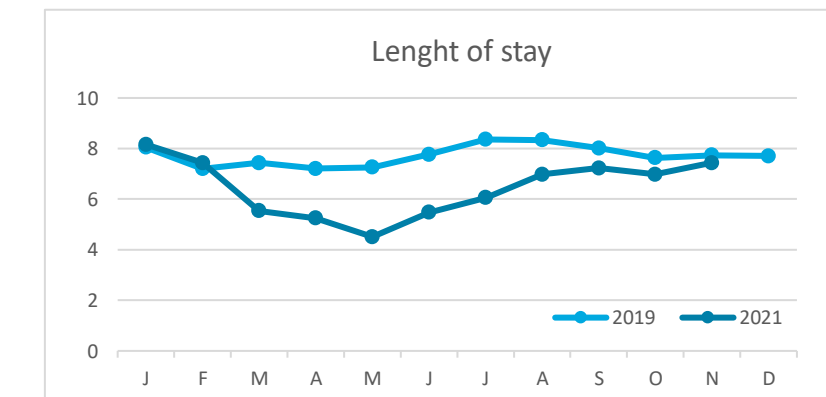
BEDNIGHTS

	Breakdown by accommodation type											
	TOTAL				Hotels				Apartments			
	Abroad	Mainland	Canary Islands	Total	Abroad	Mainland	Canary Islands	Total	Abroad	Mainland	Canary Islands	Total
Jan-Nov19	16,263,334	1,302,365	480,613	18,046,312	10,010,151	1,053,163	214,231	11,277,545	6,253,183	249,202	266,382	6,768,767
Jan-Nov21	4,334,826	1,076,738	389,220	5,800,784	3,030,657	852,964	192,092	4,075,713	1,304,169	223,774	197,128	1,725,071
Change	-11,928,508	-225,627	-91,393	-12,245,528	-6,979,494	-200,199	-22,139	-7,201,832	-4,949,014	-25,428	-69,254	-5,043,696
Change, %	-73.3%	-17.3%	-19.0%	-67.9%	-69.7%	-19.0%	-10.3%	-63.9%	-79.1%	-10.2%	-26.0%	-74.5%

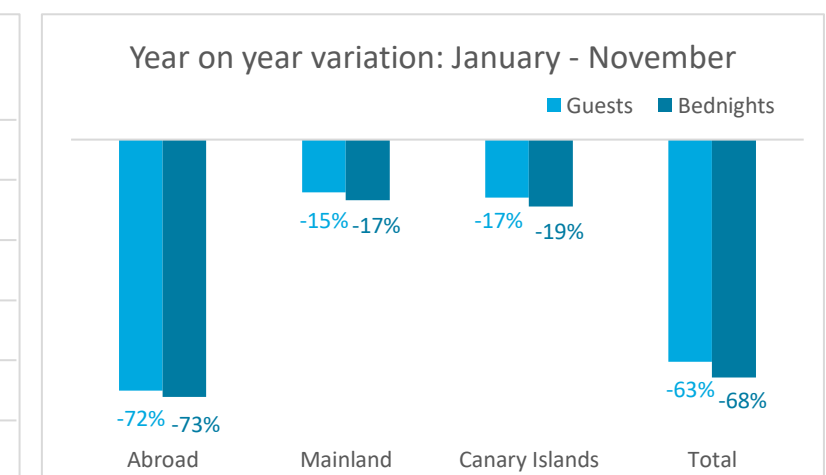
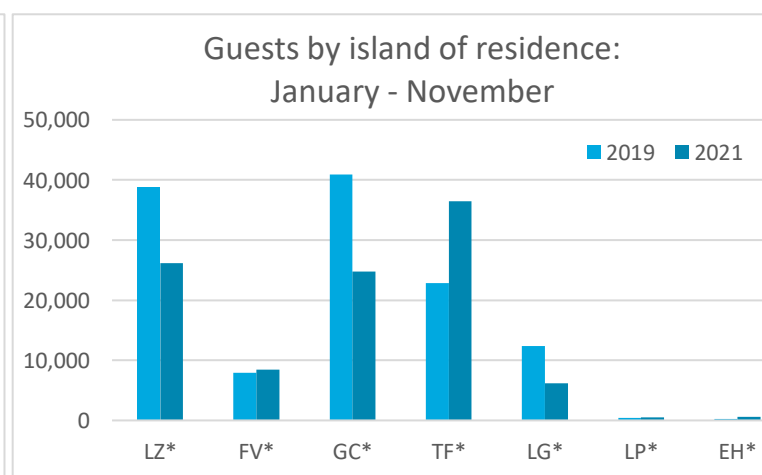
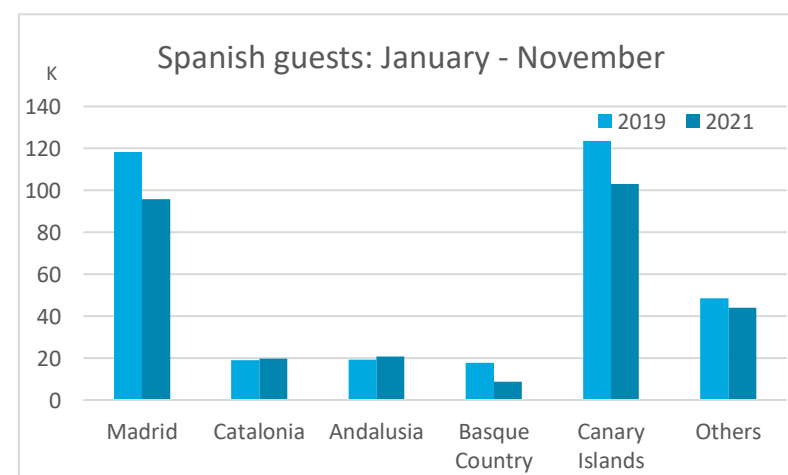
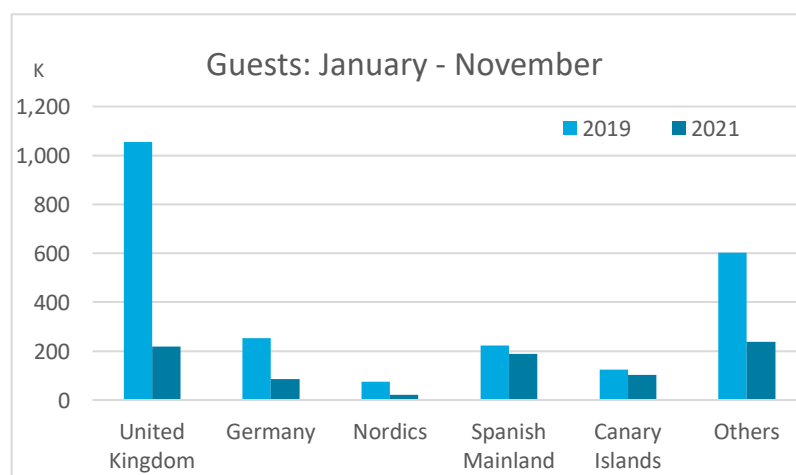


LENGHT OF STAY

	Breakdown by accommodation type											
	TOTAL				Hotels				Apartments			
	Abroad	Mainland	Canary Islands	Total	Abroad	Mainland	Canary Islands	Total	Abroad	Mainland	Canary Islands	Total
Jan-Nov19	8.2	5.9	3.9	7.7	7.7	5.7	3.2	7.3	9.0	6.6	4.8	8.6
Jan-Nov21	7.7	5.7	3.8	6.8	7.5	5.6	3.4	6.6	8.2	6.2	4.3	7.2
Change	-0.5	-0.2	-0.1	-1.0	-0.2	-0.1	0.2	-0.7	-0.8	-0.5	-0.5	-1.5



GUESTS AND BEDNIGHTS BY PLACE OF RESIDENCE

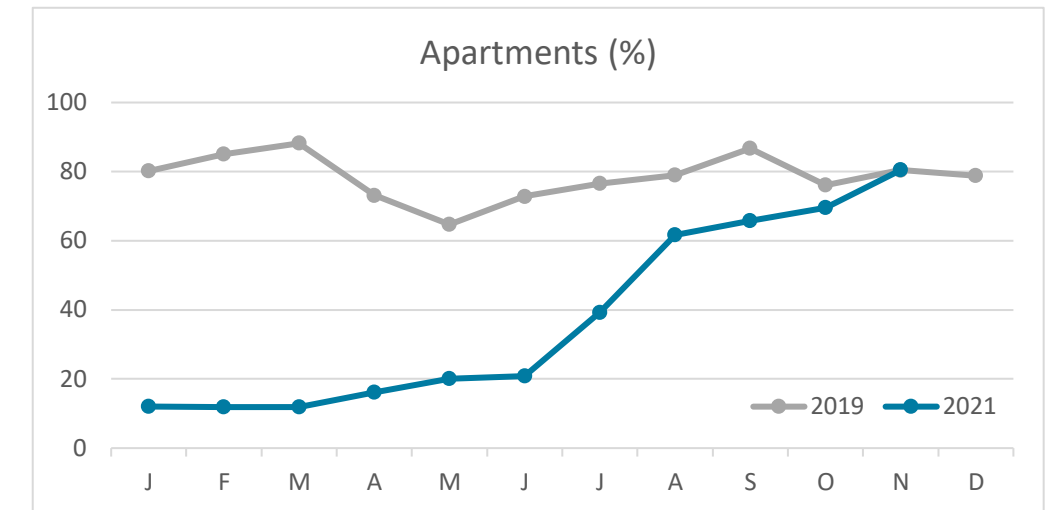
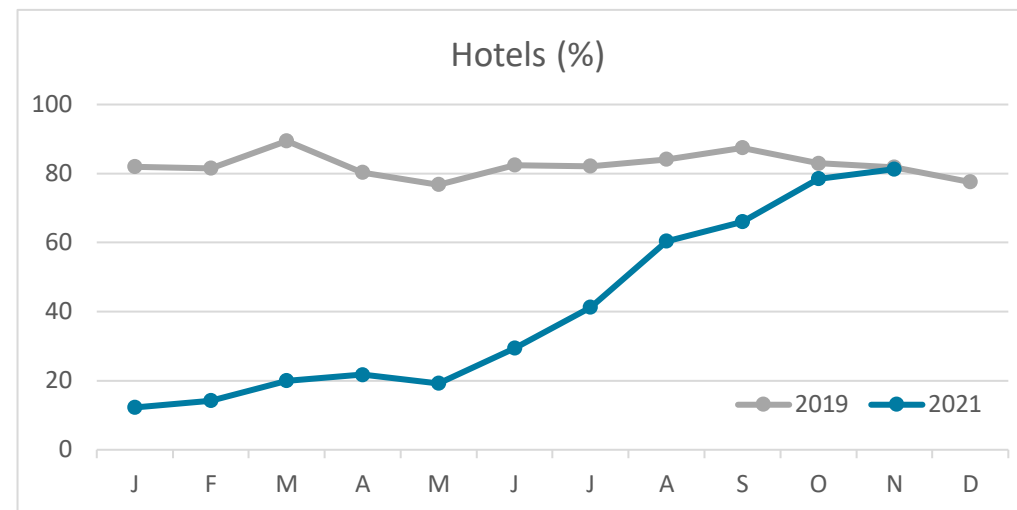
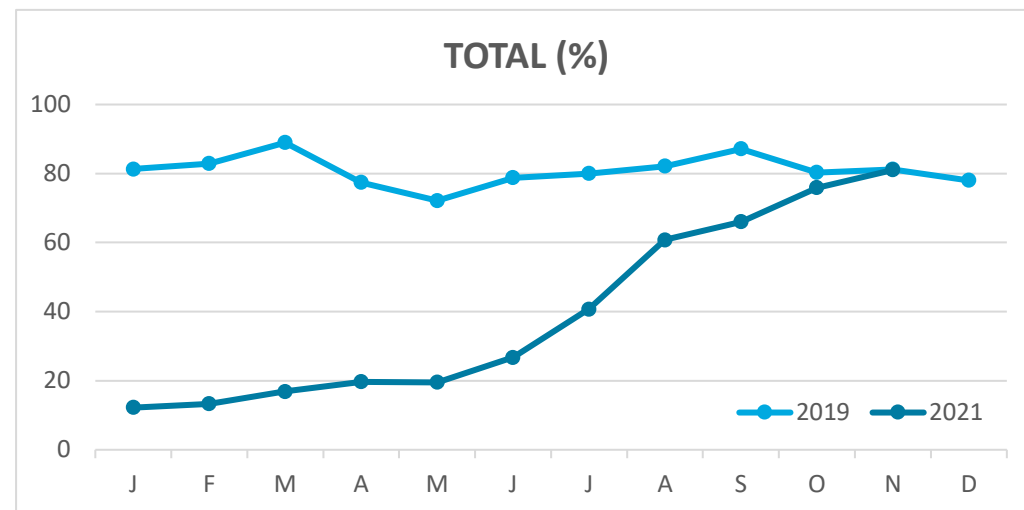


Note: LZ* (Lanzarote), FV* (Fuerteventura), GC* (Gran Canaria), TF* (Tenerife), LG* (La Gomera), LP* (La Palma) and EH* (El Hierro).
TOTAL does not coincide with the sum of hotel and non-hotel accommodations, since between April and July 2020 the breakdown by islands was not published.

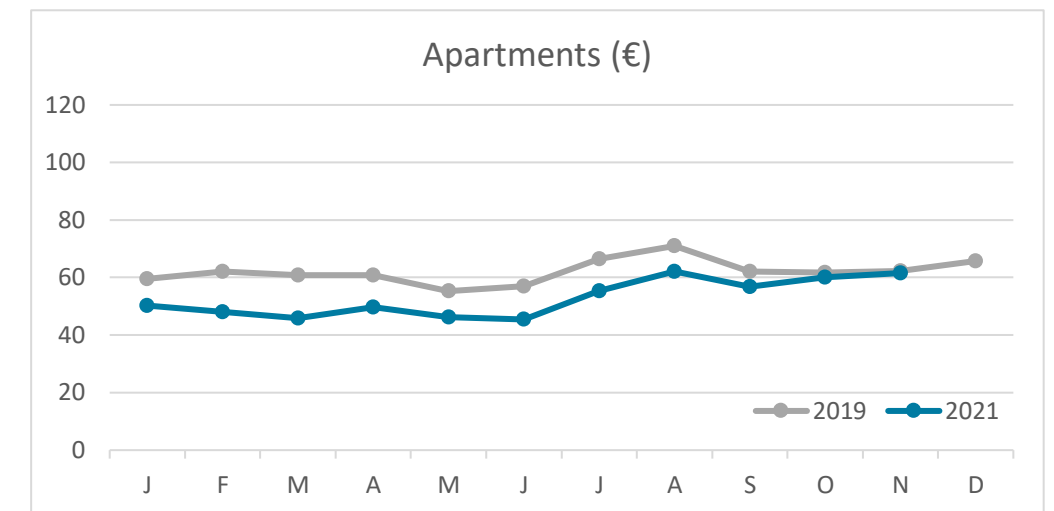
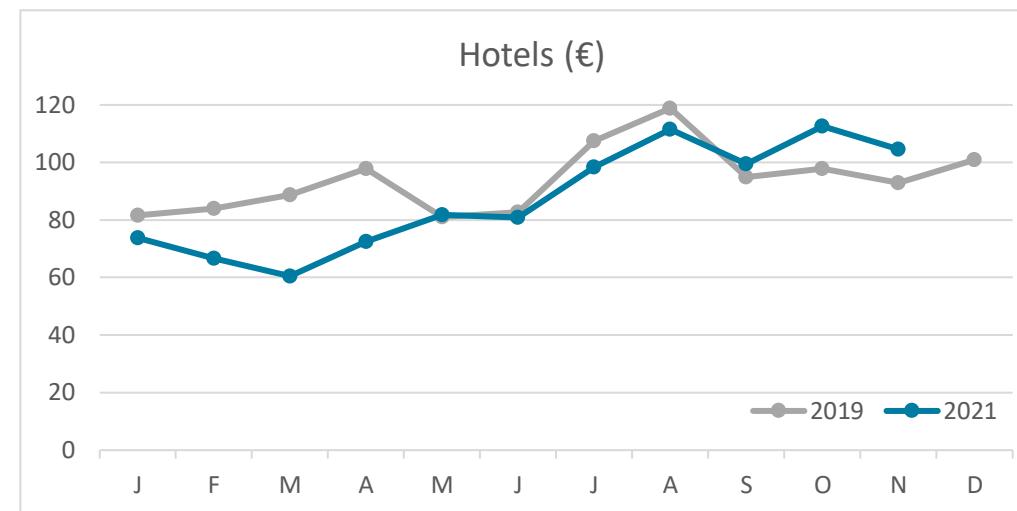
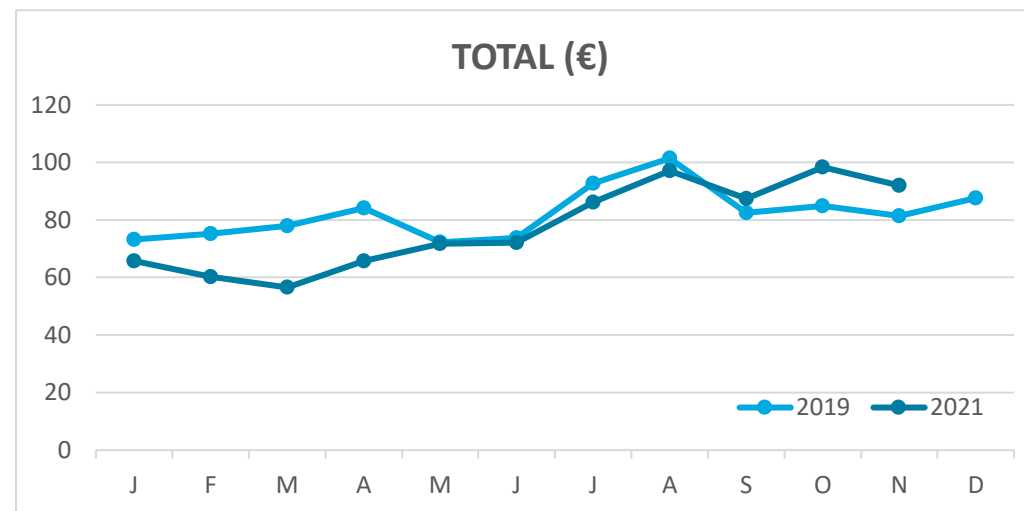
Main tourist accommodation indicators LANZAROTE (January - November 2021)



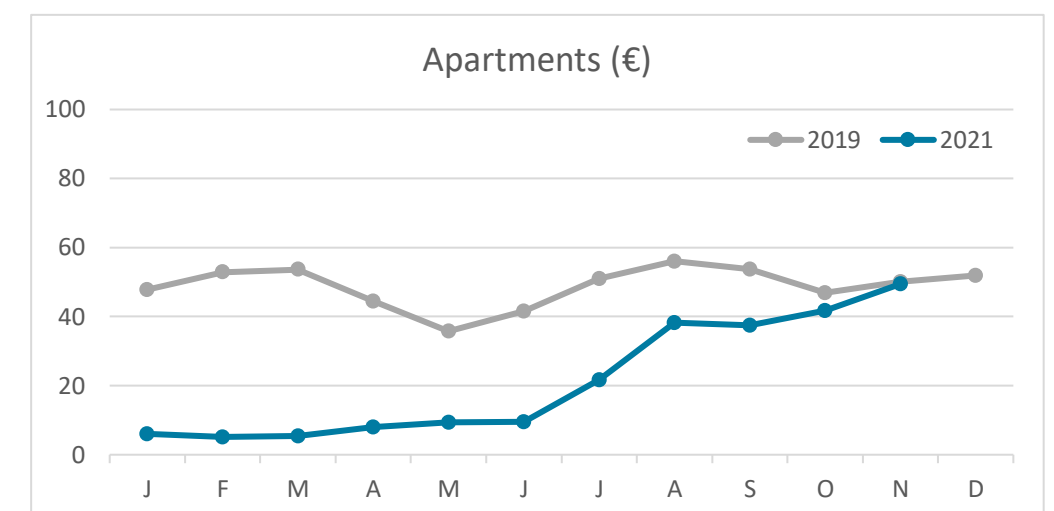
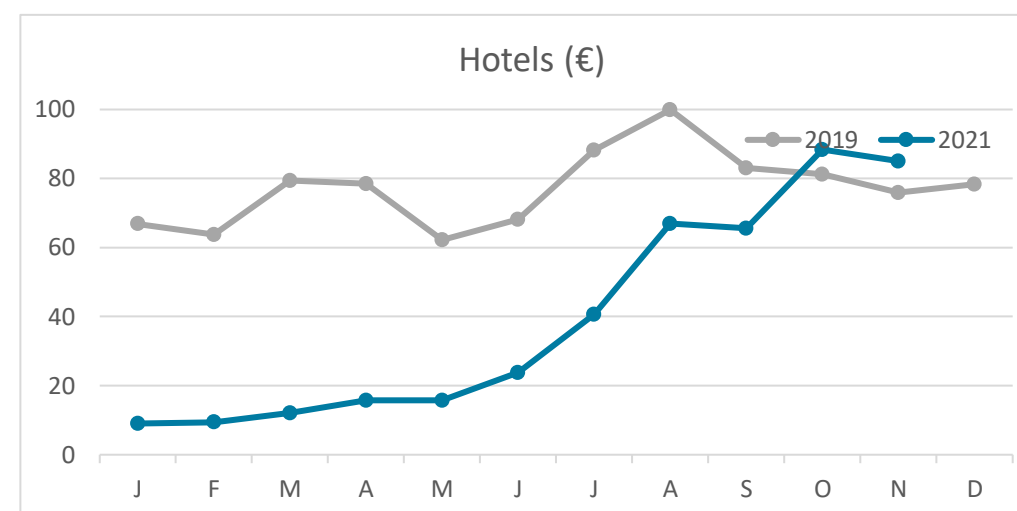
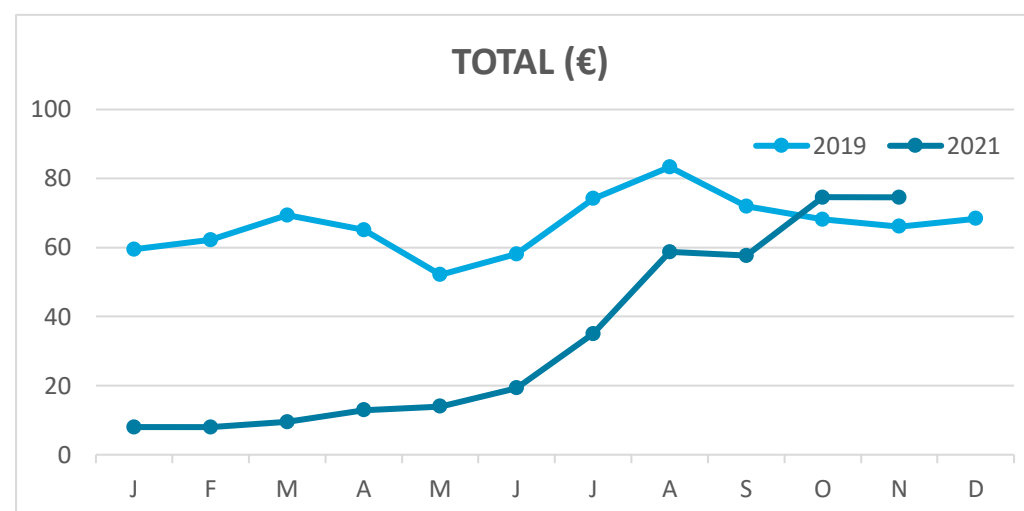
OCCUPANCY RATE PER ROOM / APARTMENT



ADR (Average Daily Rate)



REVPAR (Revenue Per Available Room)



Note: "Guests indicator" refers to number of guests checking in as new arrivals.
Source: Encuestas de Alojamiento Turístico (ISTAC)